



The Heart of Australia's Financial Markets

ASX Limited

2015 Annual General Meeting

30 September 2015

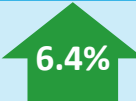

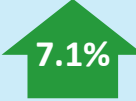

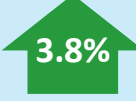


Opening Address

Rick Holliday-Smith
Chairman



Positive financial performance

Income statement	FY15 \$ million	Variance to FY14
Operating revenues	700.7	 6.4%
Underlying expenses	(160.1)	 4.2%
EBITDA	540.6	 7.1%
Underlying profit after tax	403.2	 5.2%
Statutory profit after tax	397.8	 3.8%

Regulatory settings supporting end-investors and growth

The last three years



Regulations

Rules support end-investors

Systemic risk

Equity raising
Location requirements
Global standards adopted early

Global competitiveness

Post-trade solutions in place
US and European clearance
AA- long-term S&P ratings

Equities clearing next 3–5 years



Market structure

Recommended maintain for five years

Future benefits

Implement fee reductions
Strengthen Code of Practice
Upgrade post-trade infrastructure

Technology

Replace CHES
'Once in a generation' opportunity to improve how equity market operates

Executive remuneration changes for FY16

STI Awards – applies to all Group Executives

- 50% cash
50% deferred for two years
 - Deferral in cash
- ➔
- 40% cash
30% deferred for two years
30% deferred for four years
 - Deferral in equity

LTI Awards – applies to CEO and Deputy CEO

- 3 year performance period
 - Fair value of ASX shares
 - 70% EPS, 30% TSR
- ➔
- 4 year performance period
 - Face value of ASX shares
 - 50% EPS, 50% TSR
Vesting ranges updated

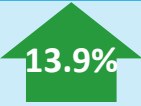



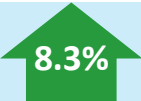



AGM Address

Elmer Funke Kupper
Managing Director and CEO

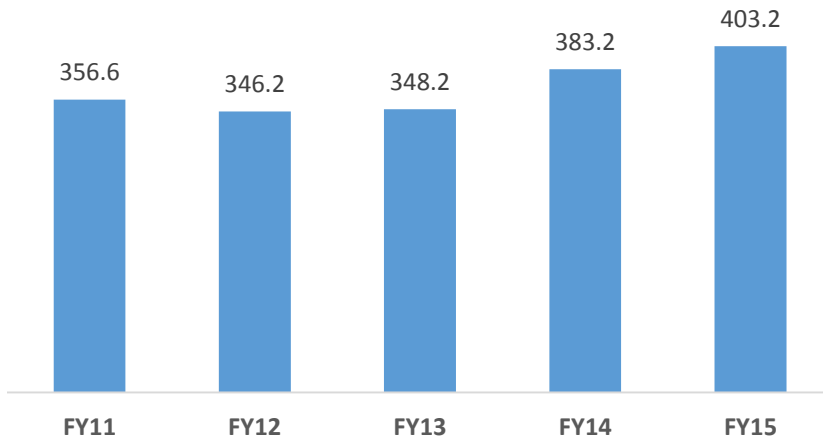


Positive revenue growth

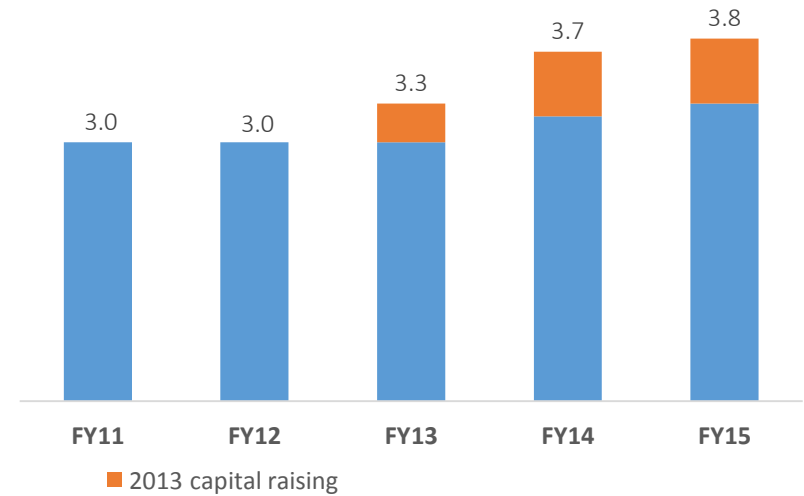
Operating revenues	FY15 \$ million	Variance to FY14
Listings and Issuer Services	176.6	 13.9%
Cash Market	125.2	 6.7%
Derivatives and OTC Markets	206.2	 0.7%
Information Services	73.7	 7.0%
Technical Services	57.3	 8.3%
Austraclear	45.3	 10.4%

Stronger, more competitive exchange

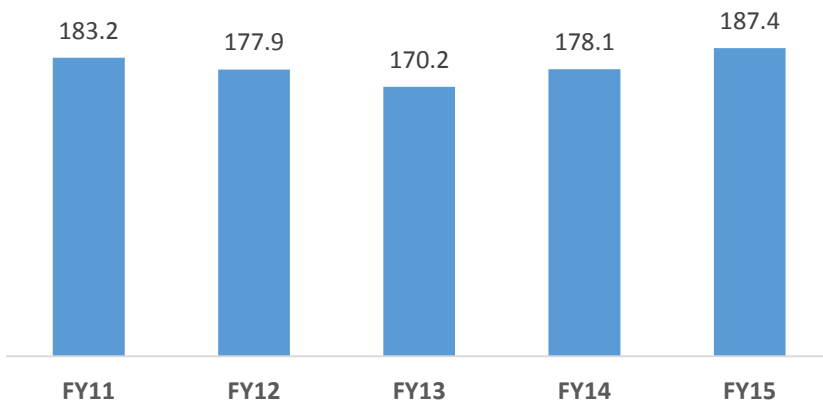
Underlying profit after tax (\$ million)



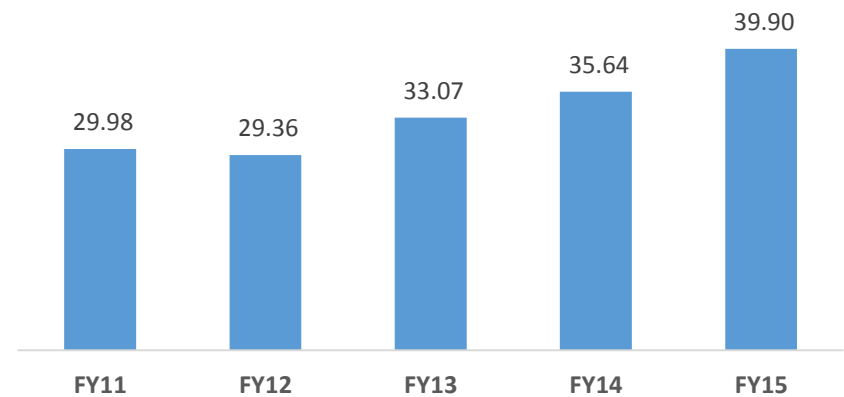
Equity (at end of period \$ billion)



Dividends (cents per share)



Share price at end of period (\$)



Underlying profit excludes significant items

Key objectives



**Global leader
in A\$ and NZ\$
financial markets**



**Increase options
available to
investors**




**World-class
infrastructure,
globally connected**



**Outstanding
customer
experience**



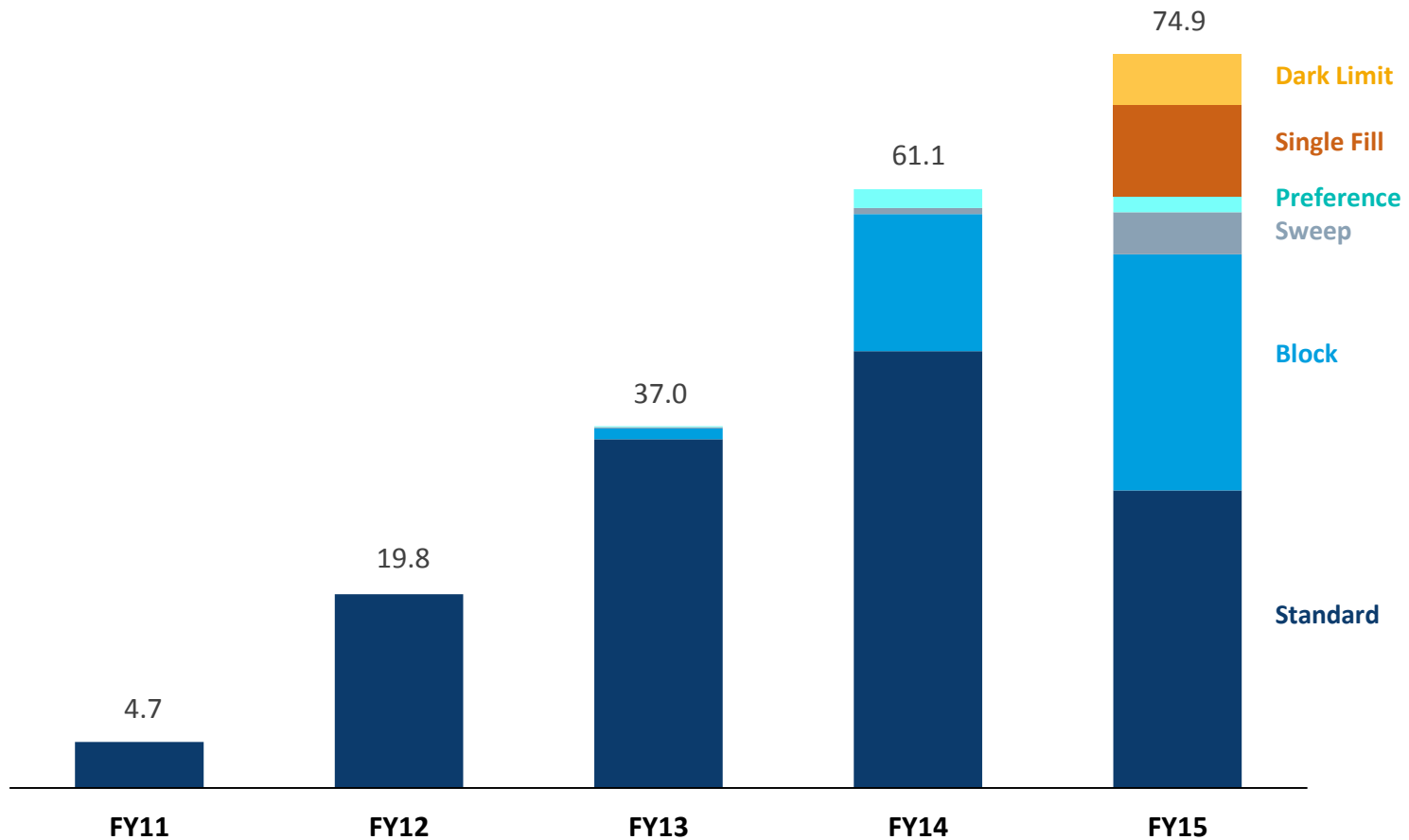
**Regulatory settings
supporting end-
investors and growth**



**Employer
of choice**

Global leader in A\$ and NZ\$ financial markets

Equities – Centre Point

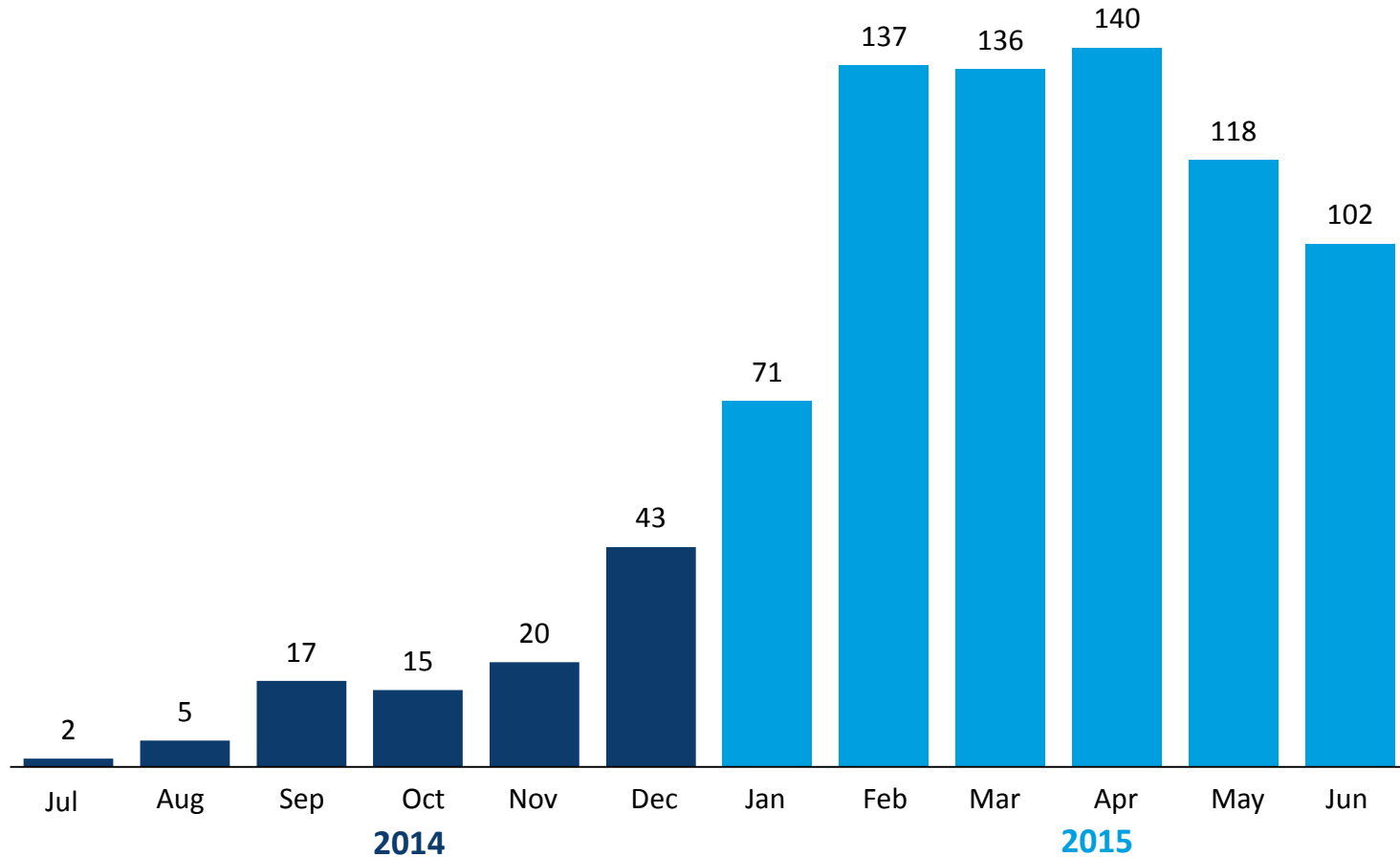


Equities

Centre Point value traded (\$billion)

Global leader in A\$ and NZ\$ financial markets

Derivatives – OTC Clearing



Derivatives

OTC notional value cleared (\$billion)

Increase options available to investors

Growing the listings franchise



General



Technology



New Zealand



Funds



ASX Australian Liquidity Centre



World-class financial infrastructure



Trading platforms

Futures trading

Cash market trading

Market integrity and risk platforms

Market monitoring

Risk management

Clearing and settlement platforms

Equity options clearing

Cash clearing & settlement (CHES)¹

Phase I (Feb 15 – Dec 16)

Phase II

1. Decision expected in FY16 when there is clarity on cash equities clearing market structure

Outstanding customer experience

Customer Support Centre opened April 2015



Key objectives



**Global leader
in A\$ and NZ\$
financial markets**



**Increase options
available to
investors**



**World-class
infrastructure,
globally connected**



**Outstanding
customer
experience**



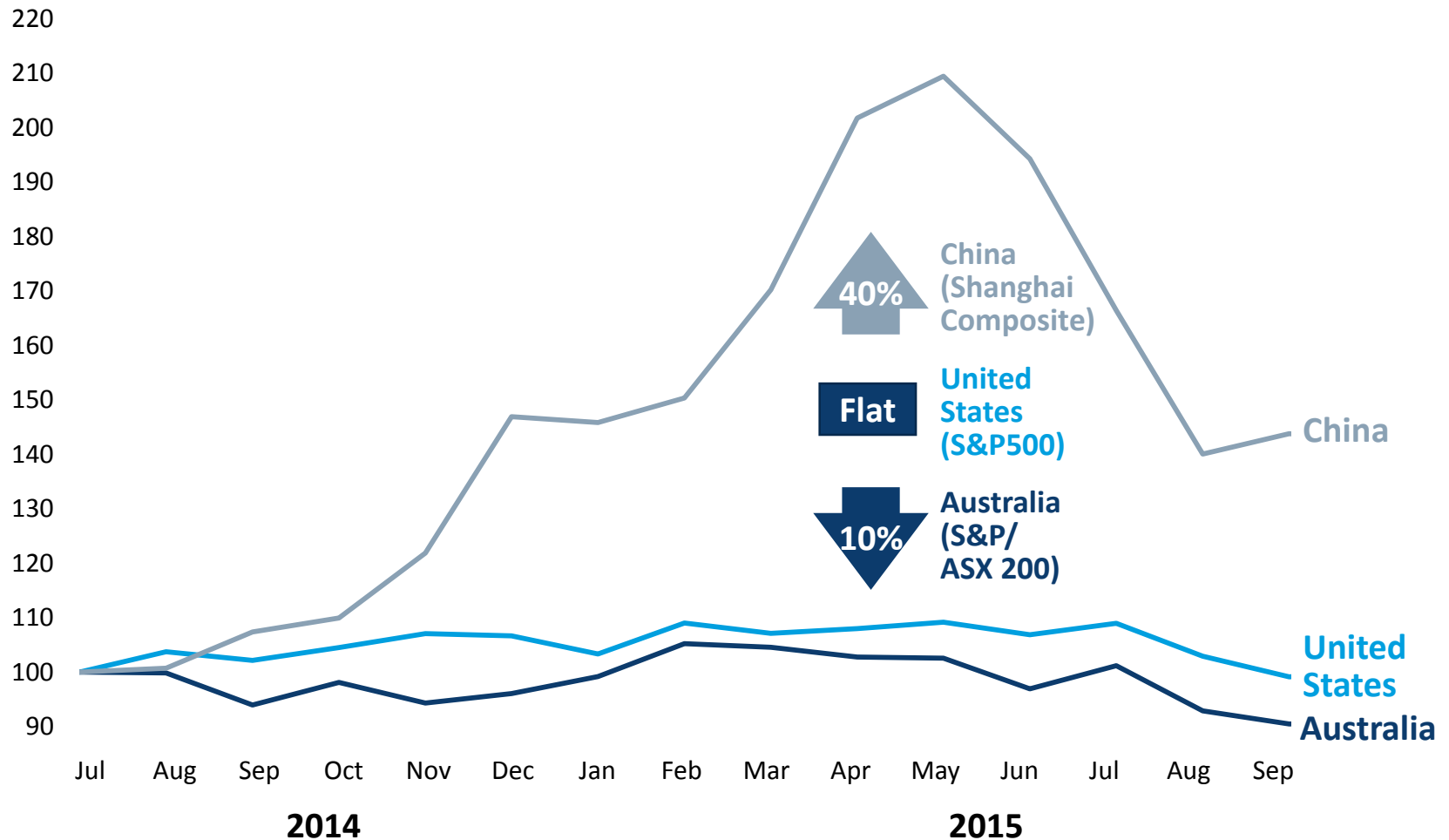
**Regulatory settings
supporting end-
investors and growth**



**Employer
of choice**

Performance of global indices over 15 months

To 25 September 2015; Index



Post balance date activity

1 July to 25 September 2015



Total capital raised
\$26.1 billion



Number of IPOs
34



Cash market trading
(ASX on-market)
\$4.2 billion
Daily average value



Futures trading
497,561
Daily average volume



Equity options trading
425,507
Daily average volume



Formal Business

Rick Holliday-Smith
Chairman



Agenda Item 1

ASX Financial Report



ASX

Agenda Item 2

Securities Exchanges Guarantee
Corporation Financial Report




Agenda Item 3

Election of Directors



Agenda Item 3(a)

Re-election of Mr Rick Holliday-Smith - Proxy and Direct Votes (Combined)



For	Against	Open
99,993,168	1,843,805	1,532,138
96.74%	1.48%	1.78%

Agenda Item 3(b)

Re-election of Mr Peter Marriott - Proxy and Direct Votes (Combined)



For	Against	Open
100,967,760	417,720	1,844,305
97.81%	0.40%	1.79%

Agenda Item 3(c)

Re-election of Mrs Heather Ridout - Proxy and Direct Votes (Combined)



For	Against	Open
100,946,919	461,500	1,843,834
97.77%	0.45%	1.78%

Agenda Item 3(d)

Election of Ms Yasmin Allen - Proxy and Direct Votes (Combined)



For	Against	Open
101,034,732	292,986	1,842,290
97.93%	0.28%	1.79%

Agenda Item 4

Remuneration Report



ASX

Item 4 – Remuneration Report

STI Awards – applies to all Group Executives

- 50% cash
50% deferred for two years
 - Deferral in cash
- ➔
- 40% cash
30% deferred for two years
30% deferred for four years
 - Deferral in equity

LTI Awards – applies to CEO and Deputy CEO

- 3 year performance period
 - Fair value of ASX shares
 - 70% EPS, 30% TSR
- ➔
- 4 year performance period
 - Face value of ASX shares
 - 50% EPS, 50% TSR
Vesting ranges updated

Item 4 – Remuneration Report Proxy and Direct Votes (Combined)

For	Against	Open
99,106,602	2,088,704	1,770,180
96.25%	2.03%	1.72%

Agenda Item 5

Grant of Performance Rights



Item 5 – Grant of Performance Rights Proxy and Direct Votes (Combined)

For	Against	Open
98,874,071	2,397,746	1,818,341
95.91%	2.33%	1.76%

Questions

Please complete and
submit your voting card

