



Bonds:

Month Update: May 2024



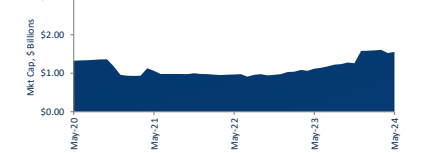

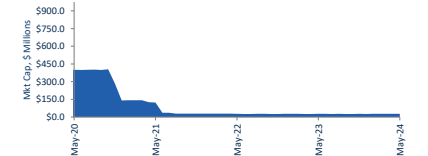
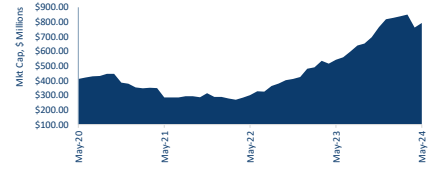
Market Capitalisation Trends

Government Bonds	Last 12 months			Last month	
	May-23	May-24	% change	Apr-24	% change
Market Cap (\$m)	\$542.16	\$792.84	46.2%	\$761.70	4.1%
Number listed (actual)	35	35	0.0%	35	0.0%
Monthly Volume	447,686	722,381	61.4%	828,554	-12.8%
Monthly Transactions	1,058	2,601	145.8%	1615	61.1%
Monthly value (\$m)	\$44.67	\$69.64	55.9%	\$80.46	-13.4%

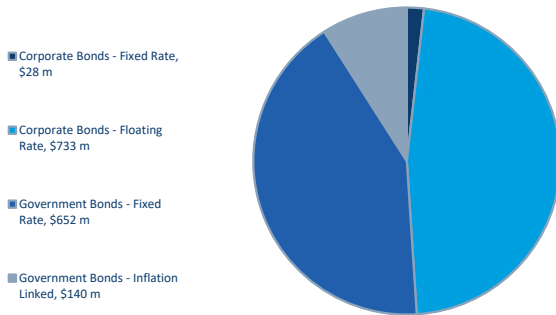
Corporate Bonds - Fixed	Last 12 months			Last month	
	May-23	May-24	% change	Apr-24	% change
Market Cap (\$m)	\$27.60	\$27.90	1.1%	\$27.37	1.9%
Number listed (actual)	1	1	0.0%	1	0.0%
Monthly Volume	1,392	2,002	43.8%	2,273	-11.9%
Monthly Transactions	20	10	-50.0%	12	-16.7%
Monthly Month value (\$m)	\$0.13	\$0.19	46.6%	\$0.22	-11.5%

Corporate Bonds - Floating	Last 12 months			Last month	
	May-23	May-24	% change	Apr-24	% change
Market Cap (\$m)	\$548.66	\$732.92	33.6%	\$735.14	-0.3%
Number listed (actual)	4	5	25.0%	5	0.0%
Monthly Volume	68,327	66,292	-3.0%	56,797	16.7%
Monthly Transactions	386	427	10.6%	413	3.4%
Monthly value (\$m)	\$6.81	\$6.70	-1.7%	\$5.70	17.5%

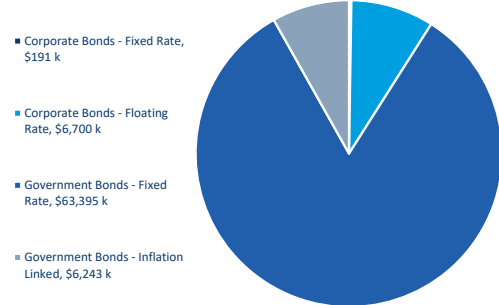
Total Bond Market	Last 12 months			Last month	
	May-23	May-24	% change	Apr-24	% change
Market Cap (\$m)	\$1,118.43	\$1,553.65	38.9%	\$1,524.21	1.9%
Number listed (actual)	40	41	2.5%	41	0.0%
Monthly Volume	517,405	790,675	52.8%	887,624	-10.9%
Monthly Transactions	1,464	3,038	107.5%	2,040	48.9%
Monthly value (\$m)	\$51.61	\$76.53	48.3%	\$86.37	-11.4%



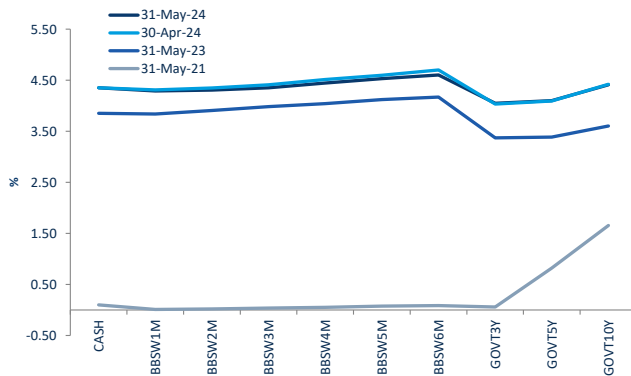
Bonds Mkt Cap Breakdown by Type



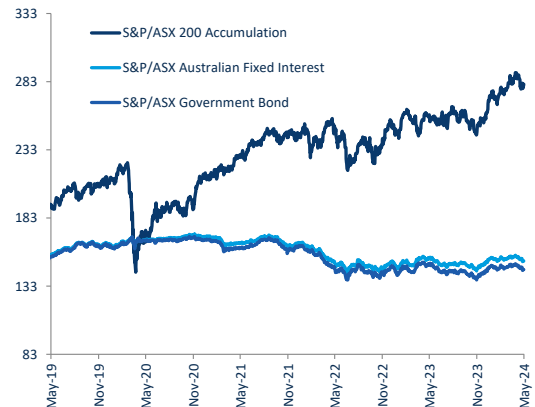
Bonds Breakdown by Traded Value



Australian Yield Curve



S&P Indices - rebased to 100





Spotlight on Bonds

Month update: May 2024



Australian Bonds Summary - May 2024

ASX Profiles		
ASX Code	Issuer	Description
Government Bonds - Fixed Rate		
GSBU24	Commonwealth of Australia	Treasury Bond 0.25% 21-11-24 Semi
GSBG25	Commonwealth of Australia	Treasury Bond 3.25% 21-04-25 Semi
GSBU25	Commonwealth of Australia	Treasury Bond 0.25% 21-11-25 Semi
GSBG26	Commonwealth of Australia	Treasury Bond 4.25% 21-04-26 Semi
GSBQ26	Commonwealth of Australia	Treasury Bond 0.50% 21-09-26 Semi
GSBQ27	Commonwealth of Australia	Treasury Bond 4.75% 21-04-27 Semi
GSBU27	Commonwealth of Australia	Treasury Bond 2.75% 21-11-27 Semi
GSBQ28	Commonwealth of Australia	Treasury Bond 2.25% 21-05-28 Semi
GSBU28	Commonwealth of Australia	Treasury Bond 2.75% 21-11-28 Semi
GSBG29	Commonwealth of Australia	Treasury Bond 3.25% 21-04-29 Semi
GSBU29	Commonwealth of Australia	Treasury Bond 2.75% 21-11-29 Semi
GSBI30	Commonwealth of Australia	Treasury Bond 2.50% 21-05-30 Semi
GSBW30	Commonwealth of Australia	Treasury Bond 1.00% 21-12-30 Semi
GSBK31	Commonwealth of Australia	Treasury Bond 1.50% 21-06-31 Semi
GSBU31	Commonwealth of Australia	Treasury Bond 1.00% 21-11-31 Semi
GSBQ32	Commonwealth of Australia	Treasury Bond 1.25% 21-05-32 Semi
GSBU32	Commonwealth of Australia	Treasury Bond 1.75% 21-11-32 Semi
GSBG33	Commonwealth of Australia	Treasury Bond 4.50% 21-04-33 Semi
GSBU33	Commonwealth of Australia	Treasury Bond 3.00% 21-11-33 Semi
GSBI34	Commonwealth of Australia	Treasury Bond 3.75% 21-05-34 Semi
GSBW34	Commonwealth of Australia	Treasury Bond 3.50% 21-12-34 Semi
GSBK35	Commonwealth of Australia	Treasury Bond 2.75% 21-06-35 Semi
GSBG37	Commonwealth of Australia	Treasury Bond 3.75% 21-04-37 Semi
GSBK39	Commonwealth of Australia	Treasury Bond 3.25% 21-06-39 Semi
GSBI41	Commonwealth of Australia	Treasury Bond 2.75% 21-05-41 Semi
GSBE47	Commonwealth of Australia	Treasury Bond 3.00% 21-03-47 Semi
GSBK51	Commonwealth of Australia	Treasury Bond 1.75% 21-06-51 Semi
GSBK54	Commonwealth of Australia	Treasury Bond 4.75% 21-06-54 Semi
Government Bonds - Inflation Linked		
GSIQ25	Commonwealth of Australia	Treas Indexed Bond Cpi+3.00% 21-09-25 Qly
GSIU27	Commonwealth of Australia	Treas Indexed Bond Cpi+0.75% 21-11-27 Qly
GSIQ30	Commonwealth of Australia	Treas Indexed Bond Cpi+2.50% 20-09-30 Qly
GSIU32	Commonwealth of Australia	Treas Indexed Bond Cpi+0.25% 21-11-32 Qly
GSIO35	Commonwealth of Australia	Treas Indexed Bond Cpi+2.00% 21-08-35 Qly
GSIO40	Commonwealth of Australia	Treas Indexed Bond Cpi+1.25% 21-08-40 Qly
GSIC50	Commonwealth of Australia	Treas Indexed Bond Cpi+1.00% 21-02-50 Qly
Corporate Bonds - Fixed Rate		
SNCHA	Sandon Capital Investments Limited	Bond 4.80% 10-07-26 Semi
Corporate Bonds - Floating Rate		
AUHC	Australian Unity Limited	Simple Bond 3-Bbsw+2.00% 15-12-24
AUHD	Australian Unity Limited	Simple Bond 3-Bbsw+2.15% 15-12-26
AUHE	Australian Unity Limited	Simple Bond 3-Bbsw+2.50% 15-12-28
CZFA	Centuria Funds Management Limited	Bond 3-Bbsw+4.25% 20-04-26 Qly Sec Red
CVCHA	CVL Limited	Bond 3-Bbsw+4.75% 31-03-2026 Cum Red

Detail									
ASX Listed Date	Maturity / Conv / Reset	Coupon ²	Payment Frequency	Payment Rank	Issuer Type	Announced Ex Date	Announced Payment Date		
21-Apr-20	21-Nov-24	0.25%	S/A	Sr Unsecured	Sovereigns	12-Nov-24	21-Nov-24		
30-May-13	21-Apr-25	3.25%	S/A	Sr Unsecured	Sovereigns	10-Oct-24	21-Oct-24		
27-Jul-20	21-Nov-25	0.25%	S/A	Sr Unsecured	Sovereigns	12-Nov-24	21-Nov-24		
18-Mar-14	21-Apr-26	4.25%	S/A	Sr Unsecured	Sovereigns	10-Oct-24	21-Oct-24		
30-Sep-20	21-Sep-26	0.50%	S/A	Unsecured	Sovereigns	12-Sep-24	23-Sep-24		
21-May-13	21-Apr-27	4.75%	S/A	Sr Unsecured	Sovereigns	10-Oct-24	21-Oct-24		
09-Apr-00	21-Nov-27	2.75%	S/A	Sr Unsecured	Sovereigns	12-Nov-24	21-Nov-24		
19-May-16	21-May-28	2.25%	S/A	Sr Unsecured	Sovereigns	12-Nov-24	21-Nov-24		
02-Mar-17	21-Nov-28	2.75%	S/A	Sr Unsecured	Sovereigns	12-Nov-24	21-Nov-24		
21-May-13	21-Apr-29	2.75%	S/A	Sr Unsecured	Sovereigns	10-Oct-24	21-Oct-24		
29-Jan-18	21-Nov-29	2.75%	S/A	Sr Unsecured	Sovereigns	12-Nov-24	21-Nov-24		
14-Jun-18	21-May-30	2.50%	S/A	Sr Unsecured	Sovereigns	12-Nov-24	21-Nov-24		
21-May-20	21-Dec-30	1.00%	S/A	Sr Unsecured	Sovereigns	12-Jun-24	21-Jun-24		
03-Jun-19	21-Jun-31	1.50%	S/A	Sr Unsecured	Sovereigns	12-Jun-24	21-Jun-24		
02-Sep-20	21-Nov-31	1.00%	S/A	Unsecured	Sovereigns	12-Nov-24	21-Nov-24		
28-Jan-20	21-May-32	1.25%	S/A	Sr Unsecured	Sovereigns	12-Nov-24	21-Nov-24		
21-Apr-21	21-Nov-32	1.75%	S/A	Sr Unsecured	Sovereigns	12-Nov-24	21-Nov-24		
22-Nov-13	21-Apr-33	4.50%	S/A	Sr Unsecured	Sovereigns	10-Oct-24	21-Oct-24		
19-Apr-22	21-Nov-33	3.00%	S/A	Sr Unsecured	Sovereigns	12-Nov-24	21-Nov-24		
17-Nov-22	21-May-34	3.75%	S/A	Sr Unsecured	Sovereigns	12-Nov-24	21-Nov-24		
28-Apr-23	21-Dec-34	3.50%	S/A	Sr Unsecured	Sovereigns	12-Jun-24	21-Jun-24		
30-Mar-15	21-Jun-35	2.75%	S/A	Sr Unsecured	Sovereigns	12-Jun-24	21-Jun-24		
21-Oct-14	21-Apr-37	3.75%	S/A	Sr Unsecured	Sovereigns	10-Oct-24	21-Oct-24		
20-Oct-15	21-Jun-39	3.25%	S/A	Sr Unsecured	Sovereigns	12-Jun-24	21-Jun-24		
30-Jul-18	21-May-41	2.75%	S/A	Sr Unsecured	Sovereigns	12-Nov-24	21-Nov-24		
19-Oct-16	21-Mar-47	3.00%	S/A	Sr Unsecured	Sovereigns	12-Sep-24	23-Sep-24		
05-Aug-20	21-Jun-51	1.75%	S/A	Unsecured	Sovereigns	12-Jun-24	21-Jun-24		
26-Oct-23	21-Jun-54	4.75%	S/A	Sr Unsecured	Sovereigns	12-Jun-24	21-Jun-24		
21-May-13	20-Sep-25	3.00%	Qtrly	Sr Unsecured	Sovereigns	11-Jun-24	20-Jun-24		
01-Sep-17	21-Nov-27	0.75%	Qtrly	Sr Unsecured	Sovereigns	12-Aug-24	21-Aug-24		
21-May-13	20-Sep-30	2.50%	Qtrly	Sr Unsecured	Sovereigns	11-Jun-24	20-Jun-24		
01-Sep-21	21-Nov-32	0.25%	Qtrly	Sr Unsecured	Sovereigns	12-Aug-24	21-Aug-24		
01-Oct-13	21-Aug-35	2.00%	Qtrly	Sr Unsecured	Sovereigns	12-Aug-24	21-Aug-24		
18-Aug-15	21-Aug-40	1.25%	Qtrly	Sr Unsecured	Sovereigns	12-Aug-24	21-Aug-24		
26-Sep-18	21-Feb-50	1.00%	Qtrly	Sr Unsecured	Sovereigns	12-Aug-24	21-Aug-24		
11-Aug-23	10-Jul-26	4.80%	S/A	Subordinated	Financial Services				
18-Oct-19	15-Dec-24	6.36%	Qtrly	Sr Unsecured	Managed Care	04-Jul-24	15-Jul-24		
18-Oct-19	15-Dec-26	6.51%	Qtrly	Sr Unsecured	Managed Care	04-Jul-24	15-Jul-24		
01-Dec-23	15-Dec-28	6.86%	Qtrly	Sr Unsecured	Managed Care	04-Jul-24	15-Jul-24		
21-Apr-21	20-Apr-26	8.62%	Qtrly	Secured	Financial Services	11-Jul-24	22-Jul-24		
26-Apr-23	31-Mar-26	9.09%	Qtrly	Sr Unsecured	Financial Services	19-Jun-24	28-Jun-24		

Activity					
Mkt Cap (\$m)#	Traded Value (\$)	Traded Volume	Number of Trades	Monthly Liquidity % ³	
\$25.88	\$942,919.08	9,602	15	3.64%	
\$78.81	\$8,368,602.38	84,145	200	10.62%	
\$9.07	\$239,750.85	2,538	8	2.64%	
\$35.78	\$10,172,476.87	100,889	62	28.43%	
\$6.56	\$27,761.40	300	1	0.42%	
\$43.76	\$3,021,062.54	29,478	108	6.90%	
\$17.32	\$1,532,235.11	15,822	45	8.85%	
\$5.86	\$394,459.94	3,131	17	5.02%	
\$5.94	\$577,230.24	6,042	102	9.71%	
\$31.00	\$1,229,487.73	12,687	150	3.97%	
\$4.20	\$2,370,479.02	25,349	10	56.43%	
\$0.65	\$163,492.54	1,773	10	24.98%	
\$9.84	\$2,460,925.63	30,060	155	25.00%	
\$4.85	\$216,316.23	2,560	3	4.46%	
\$11.86	\$3,371,295.41	42,686	188	28.43%	
\$48.42	\$538,652.24	6,596	22	1.09%	
\$2.06	\$16,486.00	200	1	0.80%	
\$116.74	\$9,242,604.86	90,721	359	7.92%	
\$12.68	\$3,955,100.23	43,818	131	31.20%	
\$12.44	\$363,592.15	3,769	18	2.92%	
\$2.44	\$533,836.86	5,596	6	21.90%	
\$18.45	\$525,368.25	5,991	19	3.91%	
\$45.36	\$2,634,046.18	28,306	58	5.81%	
\$19.43	\$2,301,374.42	26,292	224	11.85%	
\$11.87	\$516,368.66	6,578	100	4.35%	
\$28.37	\$2,007,882.97	26,339	49	7.08%	
\$26.72	\$708,823.17	12,675	31	2.65%	
\$21.06	\$5,072,370.19	49,653	122	24.08%	
\$43.96	\$1,998,048.16	13,309	130	4.54%	
\$35.40	\$854,784.35	7,112	15	2.41%	
\$27.96	\$927,649.68	6,158	95	3.32%	
\$6.57	\$221,895.00	2,191	10	3.38%	
\$9.09	\$313,055.99	2,315	8	3.44%	
\$9.32	\$1,474,029.71	12,918	116	15.81%	
\$8.06	\$453,778.37	4,782	13	5.63%	
\$27.90	\$190,887.00	2,002	10	0.68%	
\$32.52	\$414,931.64	4,117	22	1.28%	
\$208.04	\$1,858,341.86	18,437	86	0.89%	
\$257.83	\$2,446,863.01	24,333	156	0.95%	
\$202.47	\$1,828,330.01	17,923	137	0.90%	
\$32.08	\$151,162.75	1,482	26	0.47%	

Prices			
Last	Year High	Year Low	Yield (%) ³
\$98.34	\$98.35	\$94.58	4.21%
\$99.66	\$104.49	\$98.30	4.35%
\$94.50	\$94.58	\$91.22	4.23%
\$100.70	\$103.23	\$99.67	4.12%
\$92.54	\$92.87	\$89.72	4.07%
\$102.68	\$108.90	\$101.25	4.05%
\$96.20	\$98.22	\$94.23	4.05%
\$94.02	\$95.80	\$92.01	4.05%
\$94.72	\$97.64	\$92.95	4.07%
\$97.11	\$100.04	\$93.40	4.10%
\$93.35	\$96.24	\$91.15	4.13%
\$90.90	\$93.77	\$89.40	4.17%
\$82.02	\$83.91	\$77.28	4.22%
\$83.63	\$85.07	\$79.93	4.26%
\$79.06	\$81.70	\$74.58	4.30%
\$79.08	\$81.94	\$75.73	4.33%
\$82.43	\$83.67	\$78.31	4.36%
\$101.96	\$107.63	\$97.00	4.37%
\$90.15	\$93.78	\$86.91	4.39%
\$95.71	\$100.20	\$92.23	4.41%
\$94.11	\$99.11	\$90.80	4.43%
\$86.79	\$89.98	\$81.78	4.45%
\$93.44	\$98.96	\$86.92	4.52%
\$86.83	\$92.70	\$80.40	4.60%
\$78.10	\$82.97	\$70.01	4.68%
\$76.78	\$83.51	\$69.50	4.77%
\$54.41	\$61.34	\$49.40	4.78%
\$102.74	\$109.30	\$91.79	4.74%

Returns					
1 Month Price	1 Year Price	3 Year Price	5 Year Price	10 Year Price	
0.13%	3.07%	-1.95%	n/a	n/a	
0.33%	-0.07%	-10.54%	-10.90%	3.20%	
0.31%	1.97%	-3.97%	n/a	n/a	
0.06%	-2.15%	-14.32%	-16.18%	-4.55%	
0.49%	1.58%	-7.84%	n/a	n/a	
0.36%	-2.82%	-15.96%	-18.52%	-5.76%	
-0.75%	-1.32%	-12.97%	-12.21%	n/a	
-0.13%	-1.09%	-12.80%	-11.32%	n/a	
-1.05%	-2.08%	-15.18%	-15.10%	n/a	
0.91%	-2.69%	-15.88%	-16.83%	5.67%	
-0.70%	-3.04%	-15.74%	-14.47%	n/a	
-1.11%	-5.31%	-16.06%	-15.17%	n/a	
0.54%	-1.70%	-13.68%	n/a	n/a	
0.38%	-3.92%	-16.18%	n/a	n/a	
-0.14%	-2.49%	-15.80%	n/a	n/a	
-0.72%	-3.30%	-16.99%			