



2012 Annual General Meeting

ASX Limited
Sydney, Australia

5 October 2012



2012 Annual General Meeting

Address by the Chairman
Mr Rick Holliday-Smith





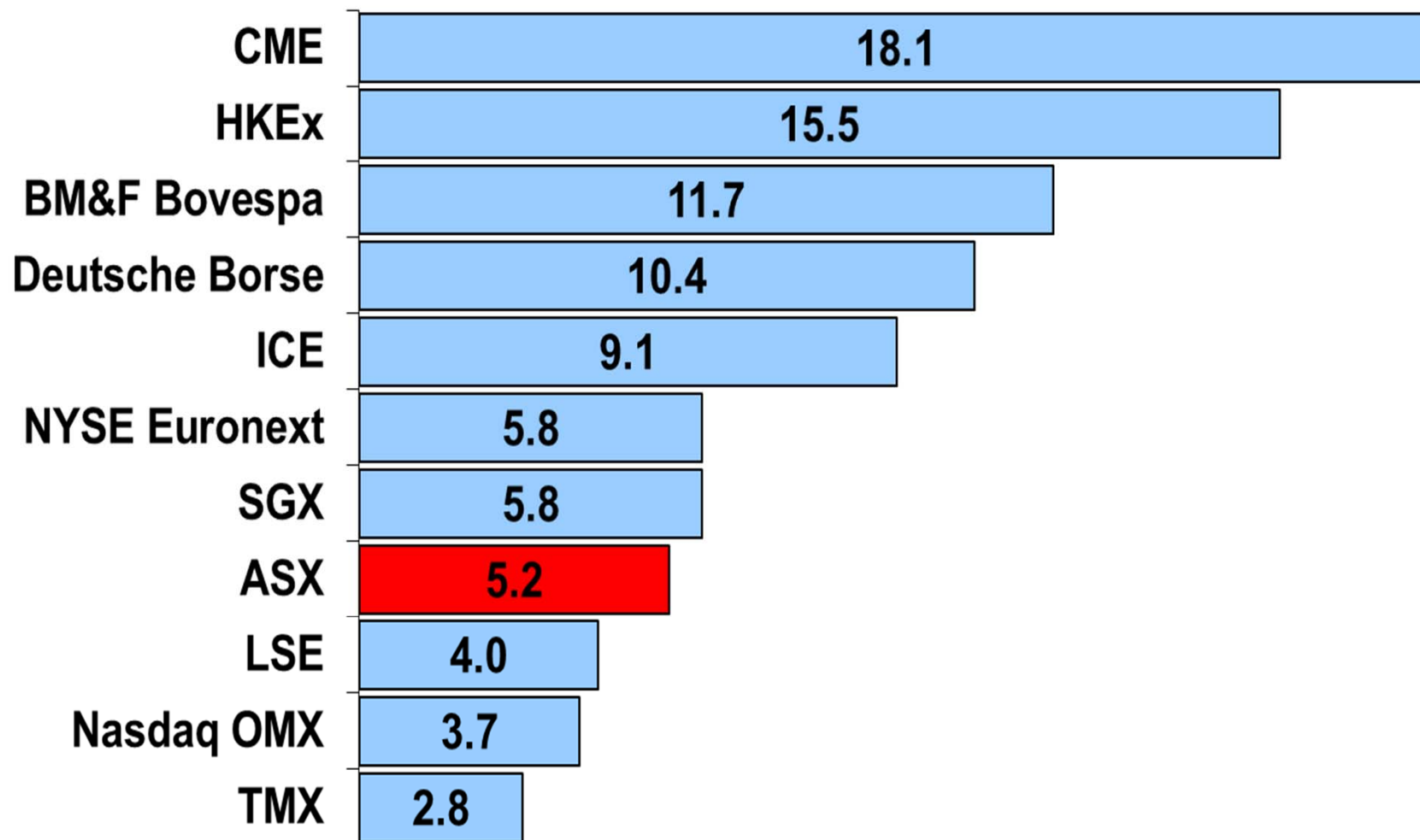
Financial Results FY12

- ❑ Statutory profit after tax \$339.2 million, down 3.7%
- ❑ Underlying profit after tax \$346.2 million, down 2.9%
- ❑ Total FY12 dividend 177.9 cents per share, down 2.9%
- ❑ Capital expenditure \$39.1 million
- ❑ Strong balance sheet position maintained





Global Exchange Groups Market Cap



A\$ billion, at 30 September 2012. Sources: ASX, Bloomberg and RBA.



2012 Annual General Meeting

Address by the Chairman
Mr Rick Holliday-Smith





Managing Director and CEO

Address by the Managing Director and CEO
Mr Elmer Funke Kupper





Business Performance FY12

Listings and Issuer Services	\$133.4m	11.2%
Cash Market	\$124.5m	7.0%
Information Services	\$66.9m	5.6%
Technical Services	\$45.3m	12.1%
Derivatives	\$188.7m	9.6%
Austraclear	\$36.0m	6.5%



ASX Australian Liquidity Centre





ASX Customer Charter

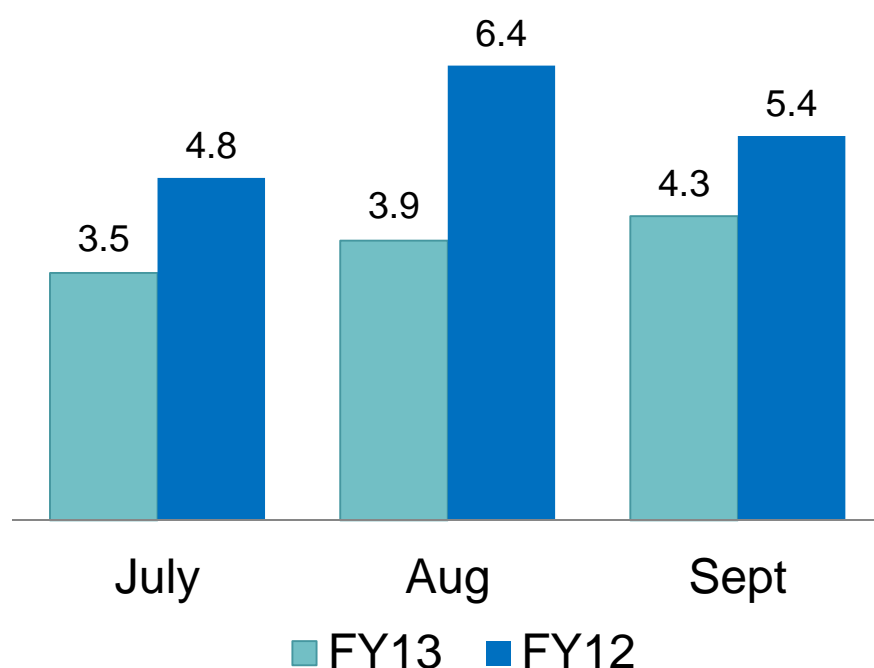
- **Works** with its customers to deliver products and services that meet their needs and provide them with choice
- **Supports** Australia's aspiration to be globally competitive and become one of the leading financial centres in the Asia Pacific region
- **Makes** its products and services available on a non-discriminatory basis and on reasonable commercial terms
- **Manages** its businesses and operations on a commercial basis to benefit its customers and provide appropriate returns to ASX shareholders
- **Recognises** its role as a provider of critical financial infrastructure to the Australian financial markets, and makes the necessary investments to ensure it can fulfil this role and provide confidence to market participants, investors and regulators
- **Runs** its operations in compliance with all legal and regulatory obligations
- **Has** conflict handling arrangements in place that provide assurance and transparency about the way ASX conducts its business



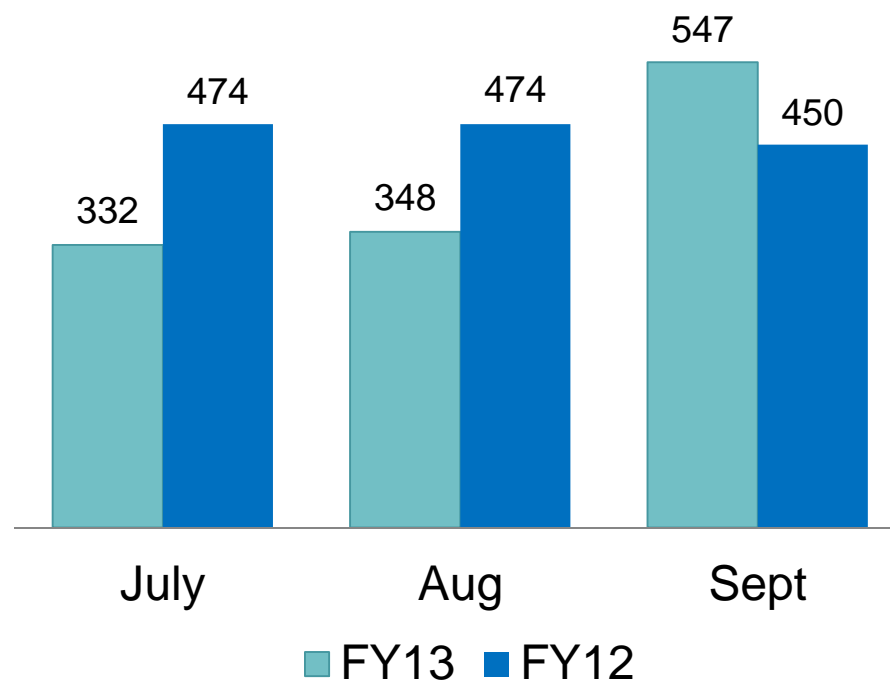


First Quarter FY13 Activity Levels

Cash Market Daily Value Traded (\$bn)



ASX 24 Derivatives Daily Contracts Traded ('000)





Formal Business

Formal proceedings for the Annual General Meeting





Agenda Item 1

ASX Financial Report





Agenda Item 2

Securities Exchanges Guarantee Corporation (SEGC) Financial Report





Agenda Item 3

Election of Directors





Agenda Item 3(a)

Re-election of Director
Mr Rick Holliday-Smith





Re-election of Rick Holliday-Smith

This resolution will be decided on a poll

	For	Against	Open
Direct Votes	3.39% 3,137,456	0.42% 388,062	-
Proxy Votes	94.56% 87,481,404	0.04% 34,882	1.59% 1,473,631
Total	97.95% 90,618,860	0.46% 422,944	1.59% 1,473,631





Agenda Item 3(b)

Re-election of Director Mr Peter Marriott





Re-election of Peter Marriott

This resolution will be decided on a poll

	For	Against	Open
Direct Votes	3.22% 2,972,499	0.42% 388,935	-
Proxy Votes	94.58% 87,344,923	0.18% 162,443	1.60% 1,481,281
Total	97.80% 90,317,422	0.60% 551,378	1.60% 1,481,281





Agenda Item 3(c)

Re-election of Director Ms Jillian Segal





Re-election of Jillian Segal

This resolution will be decided on a poll

	For	Against	Open
Direct Votes	3.16% 2,917,830	0.48% 443,527	-
Proxy Votes	94.47% 87,248,086	0.29% 265,087	1.60% 1,480,021
Total	97.63% 90,165,916	0.77% 708,614	1.60% 1,480,021





Agenda Item 3(d)

Re-election of Director Mr Peter Warne





Re-election of Peter Warne

This resolution will be decided on a poll

	For	Against	Open
Direct Votes	3.32% 3,070,295	0.40% 365,338	-
Proxy Votes	94.43% 87,278,779	0.24% 220,433	1.61% 1,490,921
Total	97.75% 90,349,074	0.64% 585,771	1.61% 1,490,921





Agenda Item 3(e)

Election of Director Ms Heather Ridout





Election of Heather Ridout

This resolution will be decided on a poll

	For	Against	Open
Direct Votes	2.97% 2,747,153	0.75% 690,093	-
Proxy Votes	94.35% 87,204,641	0.33% 306,819	1.60% 1,482,557
Total	97.32% 89,951,794	1.08% 996,912	1.60% 1,482,557





Agenda Item 4(a)

Grant of 2011 Performance Rights to Managing Director and CEO under LTI Plan





Grant of 2011 Performance Rights to Managing Director and CEO under LTI Plan

This resolution will be decided on a poll

	For	Against	Open
Direct Votes	1.54% 1,423,764	2.10% 1,929,960	-
Proxy Votes	93.99% 86,540,940	0.92% 847,756	1.45% 1,333,710
Total	95.53% 87,964,704	3.02% 2,777,716	1.45% 1,333,710





Agenda Item 4(b)

Grant of 2012 Performance Rights to Managing Director and CEO under LTI Plan





Grant of 2012 Performance Rights to Managing Director and CEO under LTI Plan

This resolution will be decided on a poll

	For	Against	Open
Direct Votes	1.52% 1,402,250	2.11% 1,947,737	-
Proxy Votes	93.99% 86,539,071	0.93% 853,413	1.45% 1,330,510
Total	95.51% 87,941,321	3.04% 2,801,150	1.45% 1,330,510





Agenda Item 5

Remuneration Report





Remuneration Report

This resolution will be decided on a poll

	For	Against	Open
Direct Votes	2.00% 1,841,150	1.85% 1,703,922	-
Proxy Votes	93.38% 85,905,195	1.33% 1,223,896	1.44% 1,327,320
Total	95.38% 87,746,345	3.18% 2,927,818	1.44% 1,327,320





Agenda Item 6

Increase Cap on Non-Executive Directors' Remuneration





Increase Cap on Non-Executive Directors' Remuneration

This resolution will be decided on a poll

	For	Against	Open
Direct Votes	1.68% 1,551,076	2.32% 2,144,203	-
Proxy Votes	89.92% 83,139,181	4.64% 4,286,323	1.44% 1,330,246
Total	91.60% 84,690,257	6.96% 6,430,526	1.44% 1,330,246





Agenda Item 7

Update to ASX Constitution





Update to ASX Constitution

This is a special resolution. This resolution will be decided on a poll

	For	Against	Open
Direct Votes	3.36% 3,106,891	0.34% 311,699	-
Proxy Votes	93.98% 86,754,076	0.71% 654,804	1.61% 1,484,353
Total	97.34% 89,860,967	1.05% 966,503	1.61% 1,484,353





Collection of Poll Cards

Please complete and submit your poll card





2012 Annual General Meeting

ASX Limited
Sydney, Australia

5 October 2012