



ASX Limited – 2013 Annual General Meeting

Sydney, Australia, 25 September 2013



Address by the Chairman – Rick Holliday-Smith

2013 Annual General Meeting




Financial Results FY13

- ❑ Statutory profit after tax \$348.2 million, up 2.7%
- ❑ Underlying profit after tax \$348.2 million, up 0.6%
- ❑ Total FY13 dividend 170.2 cents per share
- ❑ Capital expenditure \$38.9 million
- ❑ Balance sheet strengthened following successful \$553 million capital raising



Size of Australia's Financial Markets

Listings



Capital raising leader

- \$372 billion raised since GFC

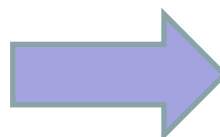
Equities



Global top 10

- \$1.7 trillion investable assets
- \$1.1 trillion free float equities

Derivatives



Largest in Asia, global top 5

- \$47.4 trillion interest rate futures
- \$15 trillion interest rate swaps





ASX's Capital Raising

Sources of funds (\$ million)		Uses of funds (\$ million)	
Proceeds of the Entitlement Offer (net of costs)	540	Investment in ASX Clear (Futures)	200
		Repay non-recourse debt facility	250
		IRESS investment	39
		General corporate purposes	51
Total	540		540

Materially strengthens the capital position of ASX's clearing houses

- Further supports Australia's central clearing infrastructure
- Eliminates refinancing risk and increases financial flexibility
- Better positions ASX to compete on a global basis





Address by the Chairman – Rick Holliday-Smith

2013 Annual General Meeting



Address by the MD & CEO – Elmer Funke Kupper

2013 Annual General Meeting



Revenue Performance by Half

	1H13 \$M	2H13 \$M	FY13 \$M
Operating Revenue	304.8	312.6	617.4
Cash Operating Expenses	71.3	74.9	146.2
Net Profit After Tax	171.1	177.1	348.2
% Change NPAT	Down 5.3%	Up 7.0%	Up 0.6%





Business Performance FY13

Listings and Issuer Services	\$139.7m	4.7%
Cash Market	\$114.6m	7.9%
Information Services	\$61.8m	7.8%
Technical Services	\$49.8m	9.9%
Derivatives and OTC Markets	\$197.3m	4.6%
Austraclear	\$38.6m	7.2%



Customer Engagement



The world's local bank



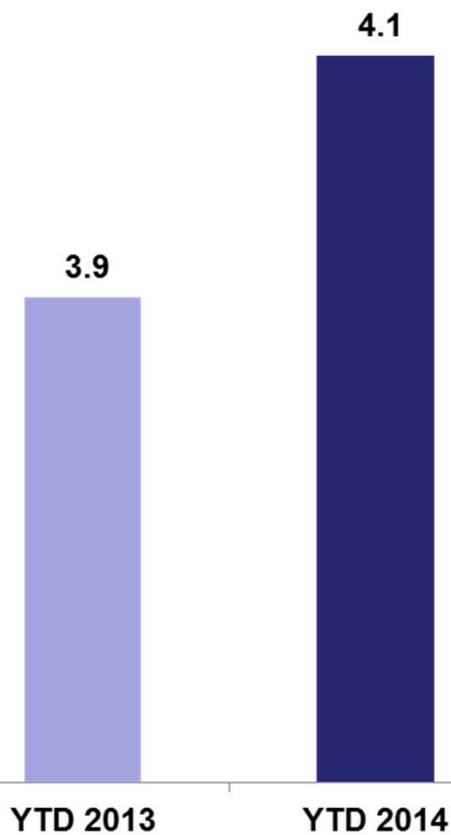
Trading Update – to 20 September 2013



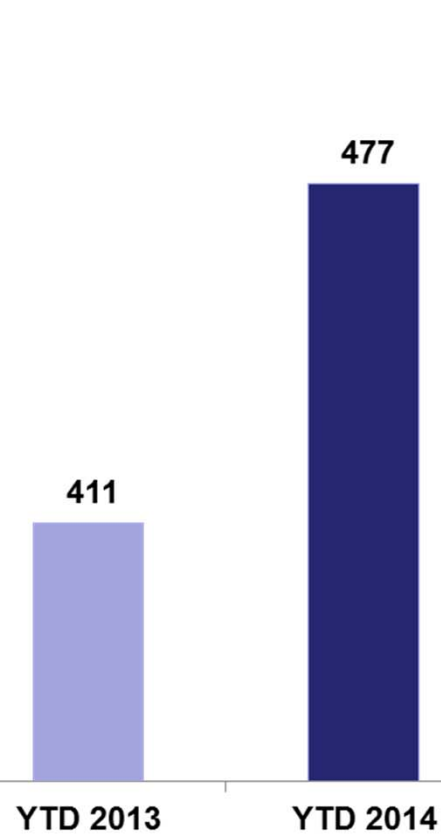
**Total Capital Raised
(\$bn)**



**Cash Market Average Daily
Value (\$bn)**



**ASX 24 Average Daily
Contracts ('000)**





Formal Proceedings – Annual General Meeting

Sydney, Australia, 25 September 2013

Agenda Item 1



ASX Financial Report



Agenda Item 2



Securities Exchanges Guarantee Corporation (SEGC) Financial Report





Agenda Item 3

Election of Director





Agenda Item 3(a)

This motion will not
be put to the Meeting



Agenda Item 3(b)



Election of Director
Dr Ken Henry AC





3(b). Election of Dr Ken Henry AC

This resolution will be decided on a poll

	For	Against	Open
Direct Votes	29.45% 30,555,980	1.00% 1,041,171	-
Proxy Votes	67.64% 70,169,518	0.15% 155,274	1.76% 1,826,526
Total	97.09% 100,725,498	1.15% 1,196,445	1.76% 1,826,526



Agenda Item 4



Grant of 2013 Performance Rights to Managing Director and CEO under LTI Plan



4. Grant of 2013 Performance Rights to Managing Director and CEO under LTI Plan



This resolution will be decided on a poll

	For	Against	Open
Direct Votes	28.68% 29,481,733	1.54% 1,578,873	-
Proxy Votes	67.48% 69,375,941	0.73% 752,040	1.57% 1,617,688
Total	96.16% 98,857,674	2.27% 2,330,913	1.57% 1,617,688



Agenda Item 5



Remuneration Report



5. Remuneration Report

This resolution will be decided on a poll

	For	Against	Open
Direct Votes	28.87% 29,714,774	1.36% 1,397,184	-
Proxy Votes	67.61% 69,591,453	0.62% 638,789	1.54% 1,583,920
Total	96.48% 99,306,227	1.98% 2,035,973	1.54% 1,583,920





Questions

Collection of Poll Cards



Please complete and
submit your poll card





ASX Limited – 2013 Annual General Meeting

Sydney, Australia, 25 September 2013