


2014 Annual General Meeting

ASX Limited



23 September 2014, Sydney




Opening Address

Rick Holliday-Smith
Chairman

Financial Results FY14



Profit after tax
\$383.2 million



Revenues
\$658.3 million
Growth in all major
revenue categories



**Total FY14
dividend**
**178.1 cents
per share**



Expenses
\$153.6 million
Increase in staff
to support business
initiatives



Capital expenditure
\$43.2 million

Backed by strong capital
position and AA- long-
term S&P credit rating




**Progress in positioning ASX
in changing global market**

Infrastructure investments and
greater regulatory clarity

ASX's Achievements





AGM Address

Elmer Funke Kupper
Managing Director and CEO

Priorities as a Leading Multi-Asset Class Exchange



**Global leader
in A\$ and NZ\$
markets**



**World-class,
globally
connected
infrastructure**



**Outstanding
customer
experience**



**Regulations
that support
investors
and growth**



**Employer
of choice in
financial
markets**

Business Performance FY14

Listings and Issuer Services	\$154.9m	10.9%
Cash Market	\$117.3m	2.3%
Derivatives and OTC Markets	\$207.7m	5.2%
Information Services	\$68.8m	11.4%
Technical Services	\$52.9m	6.2%
Austraclear	\$41.1m	6.4%

Top 10 IPOs in FY14

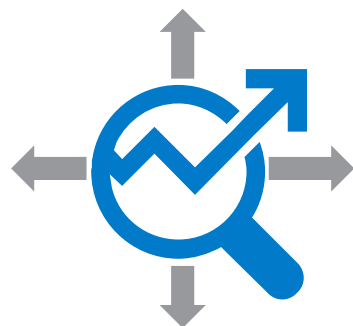


meridian



Cash Market Highlights

Activity



Revenue \$117.3 million, up **2.3%**

Equities trading, clearing and settlement revenues **all grew**


Total on-market value traded per day rose **4.3%**

On-market trading market share **91%**

Focus areas

Continued innovation in execution services:

Centre Point



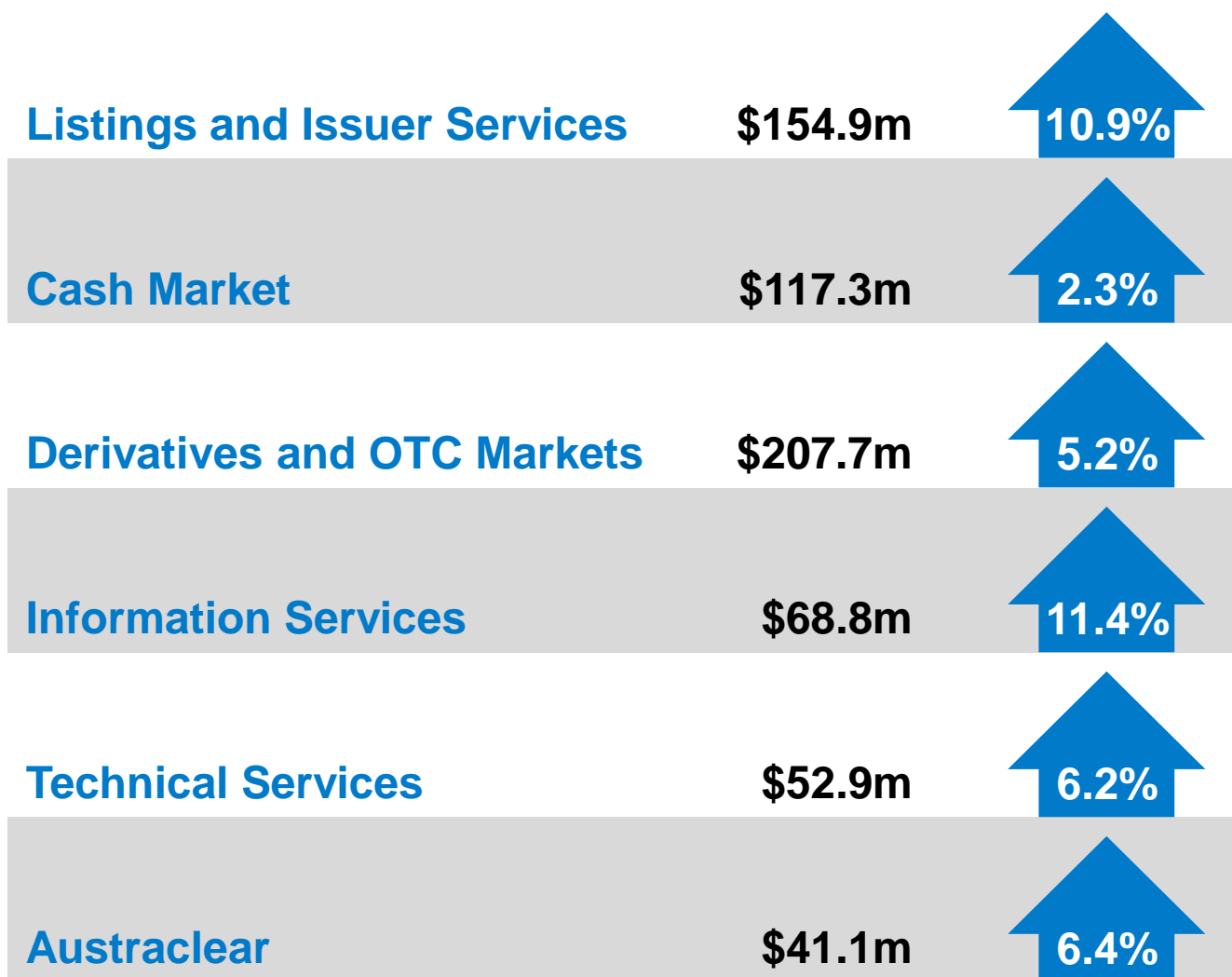
Code of Practice delivering benefits to industry and investors:

Customer input

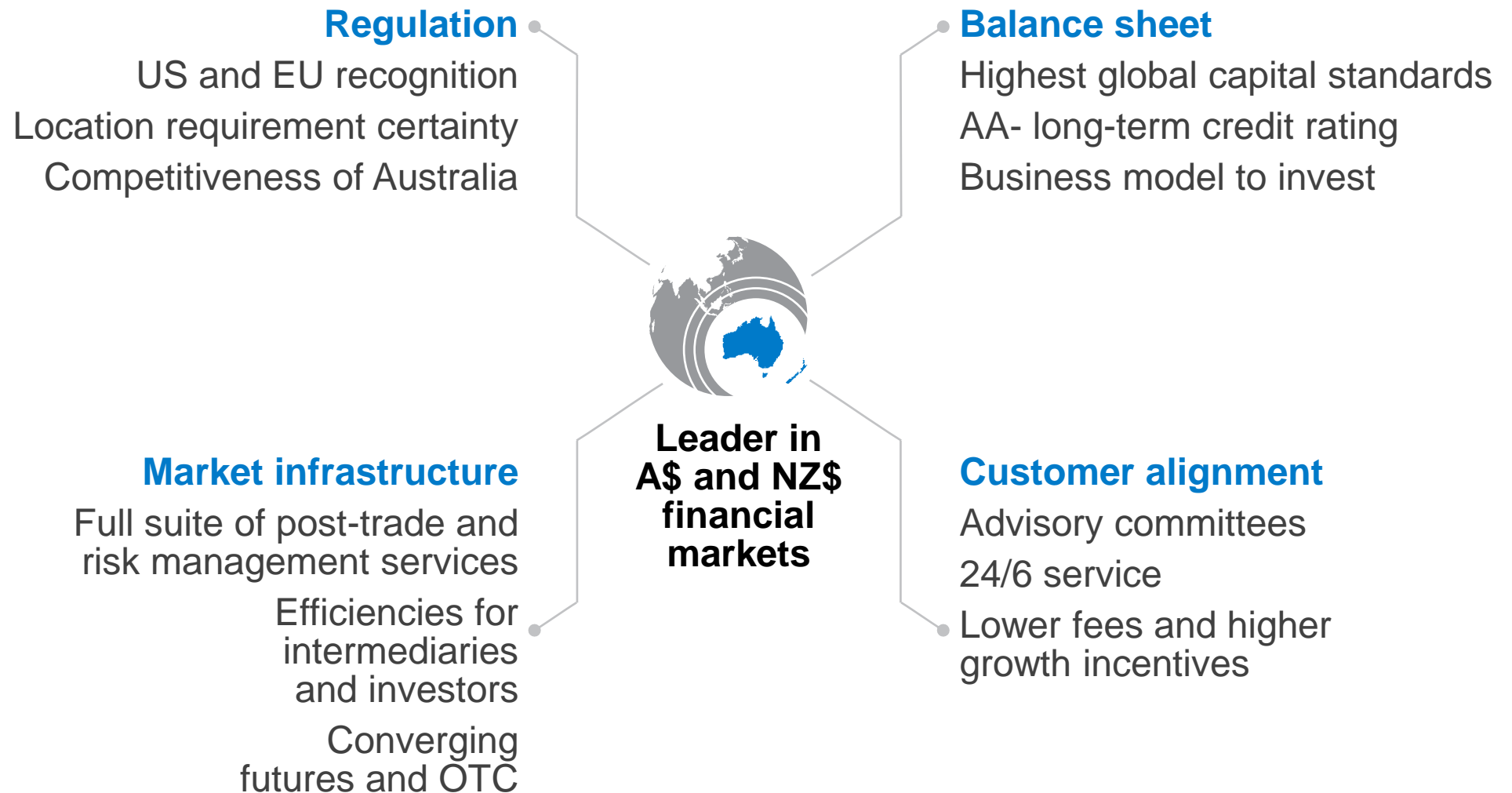
T+2 settlement

Transparent and competitive pricing

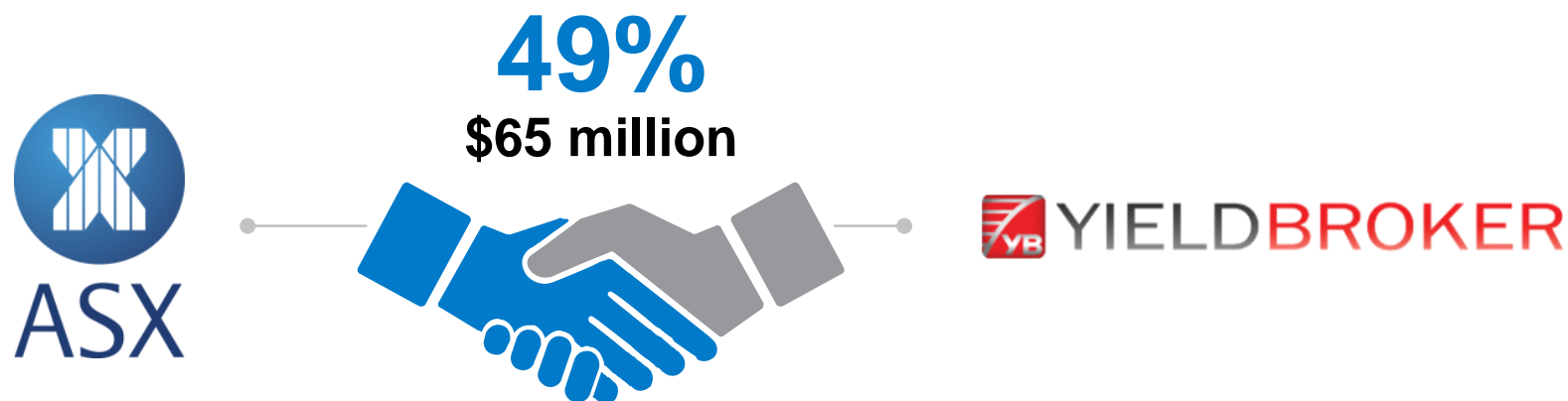
Business Performance FY14



Building a Globally Competitive Derivatives Market



ASX Offer to Invest in Yieldbroker



ASX proposal to acquire **49% shareholding** in Yieldbroker for **\$65 million**

Non-controlling stake, Yieldbroker to remain **independently managed**,
ASX to have **two board seats**

Partnership brings together **exchange-traded** and **OTC debt** and **interest rate derivatives markets**

New services and **efficiencies** for customers

Deliver **next generation** of Australia's financial market trading infrastructure

Business Performance FY14

Listings and Issuer Services

\$154.9m

10.9%

Cash Market

\$117.3m

2.3%

Derivatives and OTC Markets

\$207.7m

5.2%

Information Services

\$68.8m

11.4%

Technical Services

\$52.9m

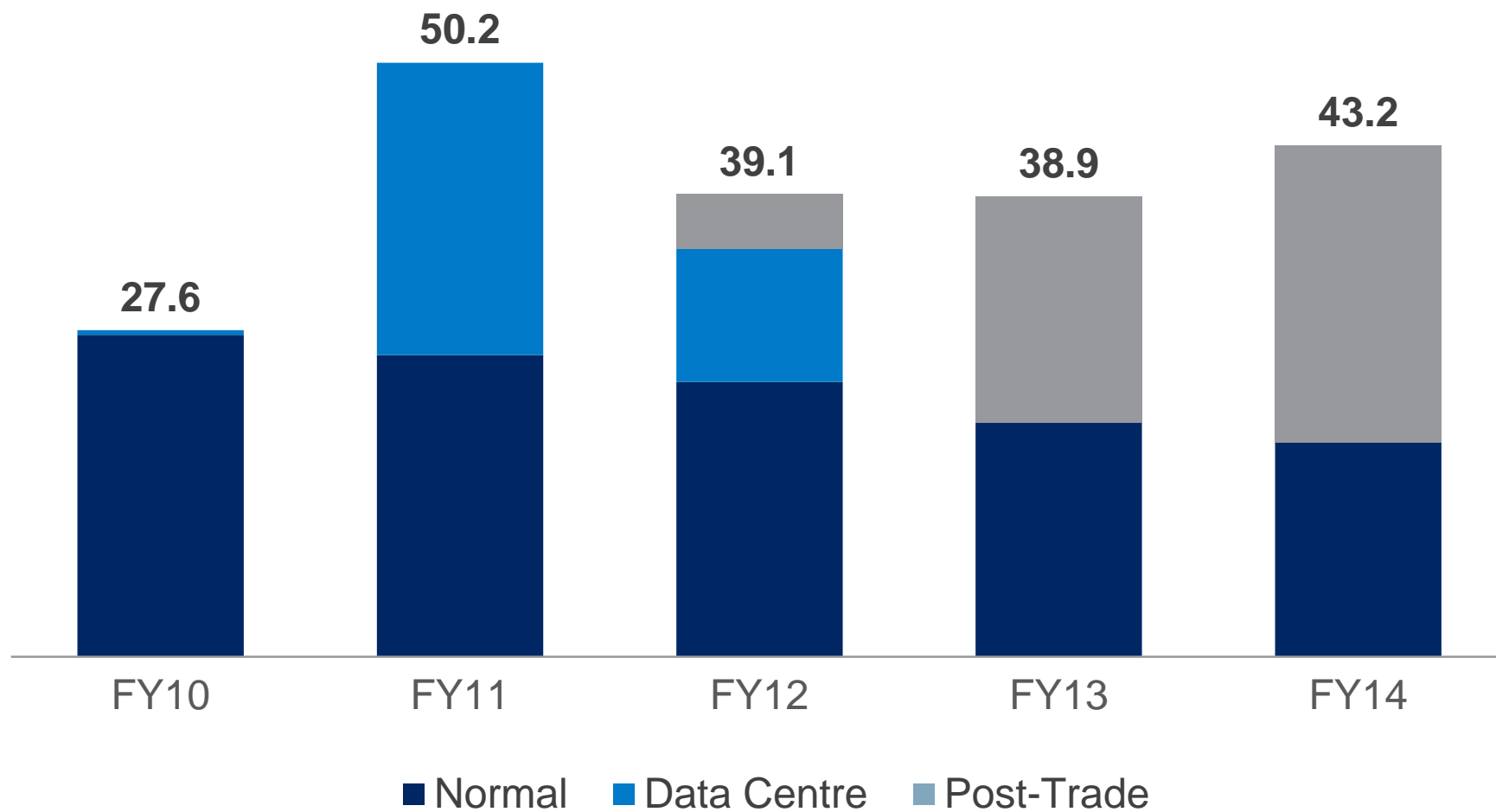
6.2%

Austraclear

\$41.1m

6.4%

Capital Expenditure (\$M)



Trading Update – FY15 to 17 September 2014

Total Capital Raised (\$bn)



Cash Market Average Daily Value (\$bn)




ASX 24 Average Daily Contracts ('000)



* from 1 July to 31 August

ASX's Achievements






Formal Business

Rick Holliday-Smith
Chairman

• Agenda Item 1



ASX Financial Report

• Agenda Item 2



Securities Exchanges
Guarantee Corporation (SEGC)
Financial Report

• Agenda Item 3



Election of Directors

Agenda Item 3(a)



Re-election of Director

Mr Peter Warne

Independent Non-executive Director

Item 3(a) - Re-election of Mr Peter Warne

Proxy and Direct Votes (Combined)

For	Against	Open
78,769,271	20,661,788	2,248,065
77.47%	20.32%	2.21%

Agenda Item 3(b)



Election of Director

Mr Dominic Stevens
Independent Non-executive Director

Item 3(b) - Election of Mr Dominic Stevens

Proxy and Direct Votes (Combined)

For	Against	Open
98,655,550	2,390,599	2,244,462
95.51%	2.32%	2.17%

Agenda Item 3(c)



Election of Director

Mr Damian Roche


Independent Non-executive Director

Item 3(c) - Election of Mr Damian Roche

Proxy and Direct Votes (Combined)

For	Against	Open
100,808,124	142,115	2,245,512
97.69%	0.14%	2.17%

• Agenda Item 4



Remuneration Report

Item 4 – Remuneration Report

Proxy and Direct Votes (Combined)

For	Against	Open
99,337,705	1,276,038	2,211,867
96.61%	1.24%	2.15%

• Agenda Item 5




Grant of Performance Rights
to Managing Director and CEO

Item 5 - Grant of Performance Rights

Proxy and Direct Votes (Combined)

For	Against	Open
97,719,363	1,833,327	2,183,709
96.05%	1.80%	2.15%



Questions



**Please complete and
submit your voting card**