



# Hybrids:

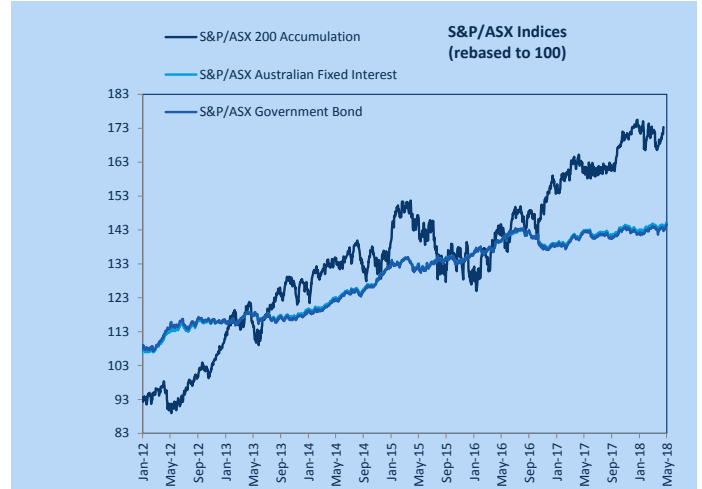
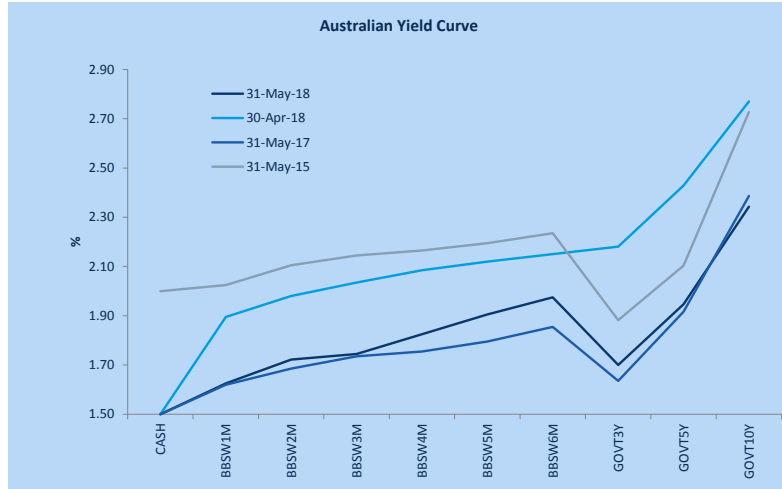
Monthly Update - May 2018



Month: May-18

Trading days: 23

Period ending: Thursday, May 31, 2018



**Snapshot by Category**

Segment	Number listed	Market Cap \$b	Trades Total (#)	Trades per day (#)	Volume (#)	Value \$m
Convertible Preference Shares and Capital Notes	42	38.5	31,573	1,373	7,217,461	618.8
Convertible Bonds	8	0.9	739	32	537,273	11.7
Hybrid Securities	7	4.0	3,339	145	734,201	65.3
<b>TOTAL</b>	<b>57</b>	<b>43.37</b>	<b>35,651</b>	<b>1,550</b>	<b>8,488,935</b>	<b>695.8</b>

**Recent Listings**

Entity	ASX Code	Size (\$m)	Type	Listing Date	Issue Price	Maturity / Conv / Reset	Interest Rate / Dividend	Distribution Payable	Last Price
Commonwealth Bank of Australia	CBAPG	1,365.0	Convertible Preference Share	09-Apr-2018	\$100.00	n/a		n/a	\$98.50
Westpac Banking Corporation	WBBCPH	1,690.3	Convertible Preference Share	14-Mar-2018	\$100.00	n/a		n/a	\$96.40
Bendigo and Adelaide Bank	BENPG	321.6	Convertible Preference Share	14-Dec-2017	\$100.00	n/a		n/a	\$98.30
Bank of Queensland Limited	BOQPE	350.0	Convertible Preference Share	29-Dec-2017	\$100.00	n/a		n/a	\$98.75
Clime Capital Limited	CAMG	2,228.0	Convertible Bonds	08-Dec-2017	\$100.00	30-Nov-2021		Quarterly	\$1.01
US Masters Residential Property	URFPA	199.1	Convertible Preference Share	28-Dec-2017	\$100.00	n/a		n/a	\$98.55

\*BBSW = Bank Bill Swap Rate

\* As of the date of this report this security has not traded, the Last Price reflects the Issue Price

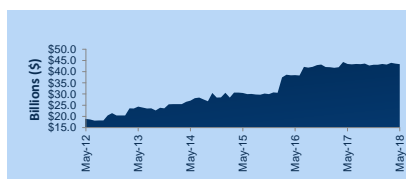
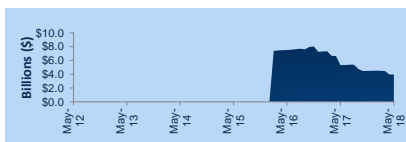
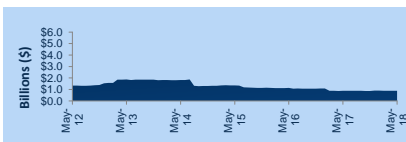
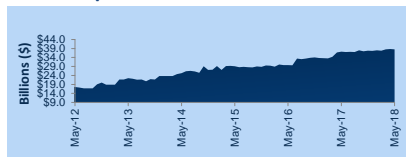


# Hybrids:

Monthly Update - May 2018



## Market Capitalisation Trends



Annualised Liquidity	
Convertible Preference Shares and Capital Notes	19%
Convertible Bonds	16%
Hybrid Securities	20%

\*Annualised turnover by Hybrid Category

## Performance and Trading Activity Breakdown by Category

Convertible Preference Shares and Capital Notes	Last 12 months				
	May-16	May-17	% change	May-18	% change
Market Cap (\$b)	29.8	37.2	24.9%	38.5	3.5%
Number listed (actual)	40	43	7.5%	42	-2.3%
Month trades	26,424	40,581	53.6%	31,573	-22.2%
Month value (\$m)	500.4	754.8	50.8%	618.8	-18.0%

Convertible Bonds	Last 12 months				
	May-16	May-17	% change	May-18	% change
Market Cap (\$b)	1.1	0.9	-20.9%	0.9	-1.1%
Number listed (actual)	12	11	-8.3%	8	-27.3%
Month trades	923	623	-32.5%	739	18.6%
Month value (\$m)	13.8	10.6	-22.9%	11.7	9.9%

Hybrid Securities	Last 12 months				
	May-16	May-17	% change	May-18	% change
Market Cap (\$b)	7.5	5.3	-29.1%	4.0	-25.4%
Number listed (actual)	13	10	-23.1%	7	-30.0%
Month trades	7,561	4,745	-37.2%	3,339	-29.6%
Month value (\$m)	137.5	131.9	-4.1%	65.3	-50.5%

Total	Last 12 months				
	May-16	May-17	% change	May-18	% change
Market Cap (\$b)	38.4	43.4	13.0%	43.4	-0.1%
Number listed (actual)	65	64	-1.5%	57	-10.9%
Month trades	34,908	45,949	31.6%	35,651	-22.4%
Month value (\$m)	651.7	897.3	37.7%	695.8	-22.5%

## Most Actively Traded Securities by Value

ASX Code	Security Type	Value (\$)	%Value	Volume	%Volume
CBAPD	Convertible Preference Shares	39,124,346	5.62%	405,323	4.77%
CBAPC	Convertible Preference Shares	34,849,858	5.01%	343,183	4.04%
NABPB	Convertible Preference Shares	29,531,262	4.24%	295,161	3.48%
CBAPG	Convertible Preference Shares	28,566,139	4.11%	290,114	3.42%
WBCPE	Convertible Preference Shares	27,125,290	3.90%	277,094	3.26%
<b>TOTAL Top 5</b>		<b>159,196,896.08</b>	<b>22.88%</b>	<b>1,610,875</b>	<b>18.98%</b>





# Spotlight on Hybrids:

## Monthly Update - May 2018



### ASX Profiles

ASX Code	Issuer	Description	Detail					Activity				Prices			Returns			
			ASX Listed Date	Maturity / Conv / Reset	Coupon	Payment Frequency	Announced Ex Date	Announced Payment Date	Mkt Cap (\$m)#	Traded Value (\$)	Traded Volume	Number of Trades	Monthly Liquidity %	Last *	Year High	Year Low	1 Month Price Return	1 Year Price Return

All values are as at May-18.

Past Performance is not a reliable indicator of future performance.



**Martin Dinh**

Senior Product Manager - Investment Products

+61 2 9227 0318

martin.dinh@asx.com.au

Information provided does not constitute financial product advice. You should obtain independent advice from an Australian financial services licensee before making any financial decisions. Although ASX Limited ABN 98 008 624 692 and its related bodies corporate ("ASX") has made every effort to ensure the accuracy of the information as at the date of publication, ASX does not give any warranty or representation as to the accuracy, reliability or completeness of the information. To the extent permitted by law, ASX and its employees, officers and contractors shall not be liable for any loss or damage arising in any way (including by way of negligence) from or in connection with any information provided or omitted or from any one acting or refraining to act in reliance on this information.  
© Copyright 2018 ASX Operations Pty Limited ABN 62 104 523 762. All rights reserved 2018