



Hybrids:

Monthly Update - July 2021



Month: Jul-21 Trading days: 22 Period ending: Friday, 30 July 2021

Snapshot by Category

Australian Segment Bond Segment	Number listed	Market Cap (\$m)	Trades Total (#)	Trades per day (#)	Volume (#)	Value \$m
Convertible Preference Shares and Capital Notes	44	43790.9	28,385	1,290	5,450,514	642.0
Convertible Bonds	6	318.0	241	11	536,775	6.0
Hybrid Securities	4	2875.2	2,105	95	228,740	56.2
Total	54	46984.12	30,731	1,397	6,216,029	704.2

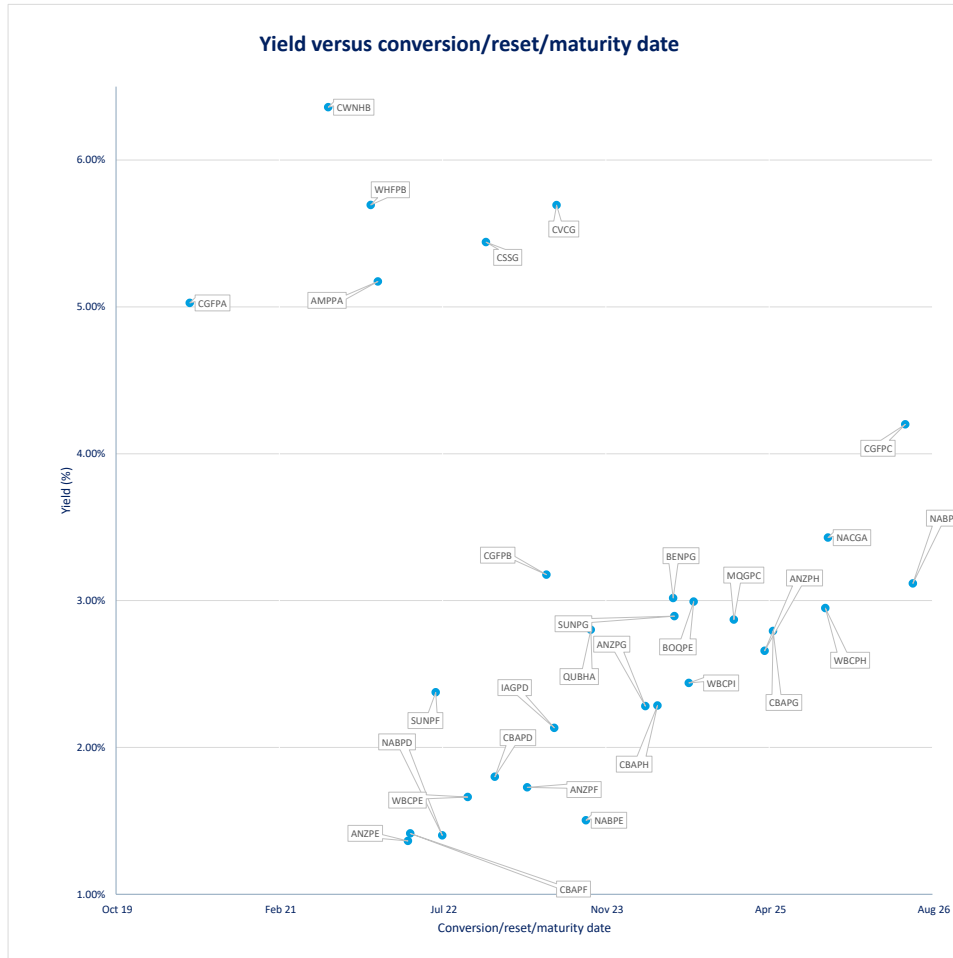
Recent Listings

Entity	ASX Code	Size (\$m)	Type	Listing Date	Issue Price	Maturity / Conv / Reset	Interest Rate / Dividend	Distribution Frequency	Last Price
Australia and New Zealand Banking Gro	ANZPH	1,500.0	Convertible Preference Share	09-Jul-2021	\$100.00	30-Mar-2028	3.03%	Qtrly	\$102.39
Nasx Emerging Opportunities Company	NCCGA	23.0	Convertible Bonds	20-Apr-2021	\$100.00	30-Sep-2028	4.50%	S/A	\$102.20
Commonwealth Bank of Australia	CBAPJ	1,380.0	Convertible Preference Share	06-Apr-2021	\$100.00	20-Oct-2026	2.77%	Qtrly	\$101.86
Macquarie Group Limited	MQGPE	725.4	Convertible Preference Share	18-Mar-2021	\$100.00	18-Sep-2027	2.92%	Qtrly	\$101.29
Australian Unity Limited	AYUPA	120.0	Convertible Preference Share	04-Jan-2021	\$100.00	N/A	5.00%	S/A	\$108.50
National Australia Bank Limited	NABPH	2,386.0	Convertible Preference Share	18-Dec-2020	\$100.00	17-Dec-2027	3.52%	Qtrly	\$105.60
Westpac Banking Corporation	WBPCJ	1,722.9	Convertible Preference Share	07-Dec-2020	\$100.00	22-Mar-2027	3.42%	Qtrly	\$104.85
Glennon Small Companies Limited	GC1PA	0.6	Convertible Preference Share	07-Dec-2020	\$1.00	30-Sep-2030	5.60%	S/A	\$10.50
Bank of Queensland Limited	BOQPF	260.0	Convertible Preference Share	01-Dec-2020	\$100.00	14-May-2027	3.84%	Qtrly	\$105.06
Bendigo and Adelaide Bank Limited	BENPH	502.4	Convertible Preference Share	01-Dec-2020	\$100.00	15-Jun-2027	3.82%	Qtrly	\$105.35

¹ ASX's Bank Bill Swap Rate
² As of the date of this report this security has not traded, the Last Price reflects the Issue Price

Most Actively Traded Securities by Value

ASX Code	Security Type	Value (\$)	%Value	Volume	%Volume
ANZPH	Convertible Preference Shares and Capital Notes	40,375,444	5.73%	397,212	6.39%
CBAPD	Convertible Preference Shares and Capital Notes	37,854,250	5.38%	373,992	6.02%
NABPH	Convertible Preference Shares and Capital Notes	26,951,071	3.83%	256,787	4.13%
WBPCJ	Convertible Preference Shares and Capital Notes	25,976,070	3.69%	255,907	4.12%
WBPCJ	Convertible Preference Shares and Capital Notes	25,783,399	3.66%	250,707	4.03%
Total Top 5		156,944,233.69	22.29%	1,534,605	24.69%





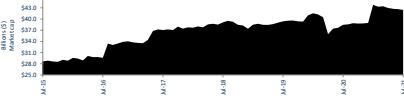
Hybrids:

Monthly Update - July 2021



Performance and Trading Activity Breakdown by Category


Convertible Preference Shares and Capital Notes	Last 12 months			Last month	
	Jul-20	Jul-21	% change	Dec-20	% change
Market Cap (\$m)	38,576.5	43,225.7	12.1%	43,790.9	1.3%
Number listed (actual)	41	48	17.1%	44	-8.3%
Monthly volume	4,841,901	5,450,514	12.6%	6,352,667	16.6%
Monthly trades	24,596	25,878	5.2%	28,385	9.7%
Monthly value (\$m)	486.8	557.2	14.5%	642.0	15.2%



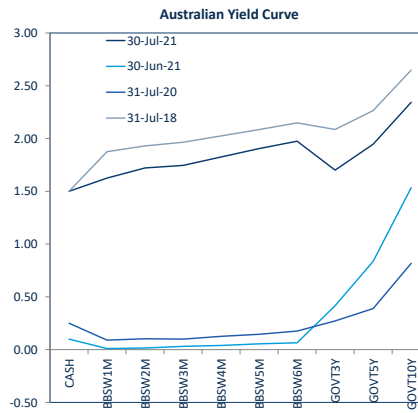
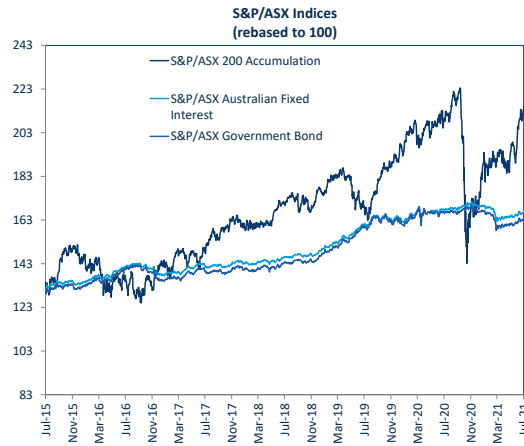
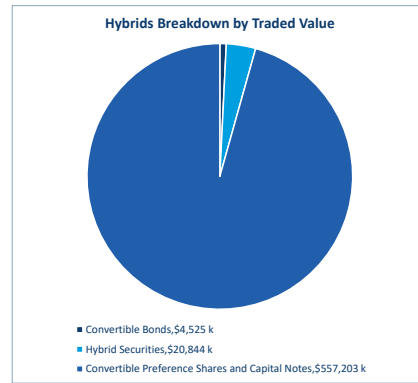
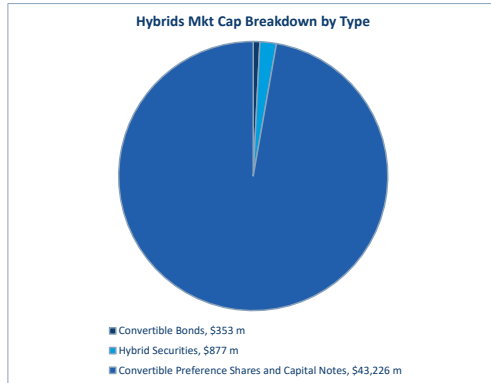
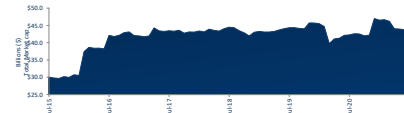
Convertible Bonds	Last 12 months			Last month	
	Jul-20	Jul-21	% change	Dec-20	% change
Market Cap (\$m)	299.3	353.0	17.9%	318.0	-9.9%
Number listed (actual)	4	6	50.0%	6	0.0%
Monthly volume	353,256	536,775	52.0%	462,099	-13.9%
Monthly trades	233	306	31.3%	241	-21.2%
Month value (\$m)	2.7	4.5	66.3%	6.0	32.5%



Hybrid Securities	Last 12 months			Last month	
	Jul-20	Jul-21	% change	Dec-20	% change
Market Cap (\$m)	3,398.8	876.9	-74.2%	2,875.2	227.9%
Number listed (actual)	5	3	-40.0%	4	33.3%
Monthly volume	262,341	228,740	-12.8%	581,827	154.4%
Monthly trades	1,354	1,178	-13.0%	2,105	78.7%
Monthly value (\$m)	24.2	20.8	-13.7%	56.2	169.5%



Total Hybrid Market	Last 12 months			Last month	
	Jul-20	Jul-21	% change	Dec-20	% change
Market Cap (\$m)	42,274.5	44,455.6	5.2%	46,984.1	-9.7%
Number listed (actual)	50	57	14.0%	54	-5.3%
Monthly volume	5,457,498	6,216,029	13.9%	7,396,593	19.0%
Monthly trades	26,183	27,362	4.5%	30,731	12.3%
Monthly value (\$m)	513.7	582.6	13.4%	704.2	20.9%





Spotlight on Hybrids:

Monthly update - July 2021



ASX Profiles

ASX Code	Issuer	Description	ASX Listed Date	Maturity / Conv / Reset	Coupon ²	Payment Frequency	Announced Ex Date	Announced Payment Date
Convertible Bonds								
CAMG	Clime Capital Limited	Convert Bond 6.25% 30-11-21 Qly Red	08-Dec-17	30-Nov-21	6.25%	Qtrly		
CVCG	CVC Limited	Convert Bond 3-Bbsw+7.5% 22-6-23 Qly Non-Cum Red	25-Jun-18	22-Jun-23	3.78%	Qtrly	21-Sep-21	30-Sep-21
CS9G	Clean Seas Seafood Limited	Convert Bond 8.00% 22-11-22 Semi Cum Red	18-Nov-19	18-Nov-22	8.00%	S/A		
KBCPA	Kybridge Capital Limited	Convert Bond 7.00% 31-07-21 Qly Cum Red	22-Jun-15	31-Jul-21	7.00%	Qtrly		
NACGA	Naos Ex-50 Opportunities Company Limited	Convert Bond 5.50% 30-09-27 Semi Step T-09-25	20-Nov-10	30-Sep-25	5.50%	S/A		
NCCGA	Naos Emerging Opportunities Company Limited	Convert Bond 4.50% 30-09-28 Semi Non-Cum Red Step	20-Apr-21	30-Sep-28	4.50%	S/A		
NFNG	Nufarm Finance (NZ) Limited	Convert Bond 6-8Bsw+1.90% Perp Sub Non-Cum Exh Stp	27-Nov-06	N/A	4.00%	S/A	06-Oct-21	15-Oct-21
Hybrid Securities								
BENHB	Bendigo and Adelaide Bank Limited	Hybrid 3-Bbsw+1.00% Perp Sub Cum Red	29-Sep-08	N/A	1.04%	Qtrly	13-Aug-21	31-Aug-21
CWNHB	Crown Resorts Limited	Hybrid 3-Bbsw+4.00% 23-04-75 Sub Cum Red T-07-21	24-Apr-15	23-Jul-21	4.02%	Qtrly	03-Sep-21	14-Sep-21
QUBHA	Quebe Holdings Limited	Hybrid 3-Bbsw+3.90% 05-10-23 Sub Cum	06-Oct-16	05-Oct-23	3.93%	Qtrly	24-Sep-21	05-Oct-21
Converting Preference Shares and Capital Notes								
AMPAA	AMP Limited	Cap Note 3-Bbsw+5.10% Perp Non-Cum Red T-12-21	01-Dec-15	22-Dec-21	5.12%	Qtrly	13-Sep-21	22-Sep-21
AMPBB	AMP Limited	Cap Note 3-Bbsw+4.50% Perp Non-Cum Red T-12-25	24-Dec-19	16-Dec-25	4.52%	Qtrly	07-Sep-21	16-Sep-21
ANZPD	Australia and New Zealand Banking Group Limited	Cap Note 6-Bbsw+3.40% Perp Non-Cum Red T-09-21	08-Aug-13	01-Sep-21	3.47%	S/A	23-Aug-21	01-Sep-21
ANZPE	Australia and New Zealand Banking Group Limited	Cap Note 6-Bbsw+3.25% Perp Non-Cum Red T-03-22	01-Apr-14	24-Mar-22	3.33%	S/A	15-Sep-21	24-Sep-21
ANZPF	Australia and New Zealand Banking Group Limited	Cap Note 6-Bbsw+6.00% Perp Non-Cum Red T-03-23	09-Mar-15	24-Mar-23	3.68%	S/A	15-Sep-21	24-Sep-21
ANZPG	Australia and New Zealand Banking Group Limited	Cap Note 6-Bbsw+4.70% Perp Non-Cum Red T-03-24	28-Sep-16	20-Mar-24	4.73%	Qtrly	09-Sep-21	20-Sep-21
ANZPH	Australia and New Zealand Banking Group Limited	Cap Note 3-Bbsw+3.80% Perp Non-Cum Red T-03-25	29-Sep-17	20-Mar-25	3.83%	Qtrly	09-Sep-21	20-Sep-21
ANZPI	Australia and New Zealand Banking Group Limited	Cap Note 3-Bbsw+3.00% Perp Non-Cum Red T-03-28	09-Jul-21	20-Mar-28	3.03%	Qtrly	09-Sep-21	20-Sep-21
AYUPA	Australian Unity Limited	Mci Cap Note 5.00% Perp Semi Non-Cum	04-Jan-21	N/A	5.00%	S/A		
BENPG	Bendigo and Adelaide Bank Limited	Crv Pref 3-Bbsw+3.75% Perp Non-Cum Red T-06-24	14-Dec-17	13-Jun-24	3.77%	Qtrly	31-Aug-21	13-Sep-21
BENPH	Bendigo and Adelaide Bank Limited	Cap Note 3-Bbsw+3.80% Perp Non-Cum Red T-06-27	01-Dec-20	15-Jun-27	3.82%	Qtrly	06-Sep-21	15-Sep-21
BOQPE	Bank of Queensland Limited	Cap Note 3-Bbsw+3.75% Perp Non-Cum Red T-08-24	29-Dec-17	15-Aug-24	3.79%	Qtrly		
BOQPF	Bank of Queensland Limited	Cap Note 3-Bbsw+3.80% Perp Non-Cum Red T-05-27	01-Dec-20	14-May-27	3.84%	Qtrly		
CBAPD	Commonwealth Bank of Australia	Cap Note 3-Bbsw+2.80% Perp Non-Cum Red T-12-22	02-Oct-14	15-Dec-22	2.82%	Qtrly	06-Sep-21	15-Sep-21
CBAPE	Commonwealth Bank of Australia	Cap Note 3-Bbsw+5.20% Perp Non-Cum Red T-10-21	31-Mar-16	15-Oct-21	5.22%	Qtrly	06-Sep-21	15-Sep-21
CBAPF	Commonwealth Bank of Australia	Cap Note 3-Bbsw+3.90% Perp Non-Cum Red T-03-22	08-Apr-17	31-Mar-22	3.92%	Qtrly	06-Sep-21	15-Sep-21
CBAPG	Commonwealth Bank of Australia	Cap Note 3-Bbsw+3.40% Perp Non-Cum Red T-04-25	09-Apr-18	15-Apr-25	3.42%	Qtrly	06-Sep-21	15-Sep-21
CBAPH	Commonwealth Bank of Australia	Cap Note 3-Bbsw+3.70% Perp Non-Cum Red T-04-24	18-Dec-18	28-Apr-24	3.72%	Qtrly	06-Sep-21	15-Sep-21
CBAPI	Commonwealth Bank of Australia	Cap Note 3-Bbsw+3.00% Perp Non-Cum Red T-04-27	15-Nov-19	20-Apr-27	3.02%	Qtrly	06-Sep-21	15-Sep-21
CBAPJ	Commonwealth Bank of Australia	Cap Note 3-Bbsw+2.75% Perp Non-Cum Red T-10-26	06-Apr-21	20-Oct-26	2.77%	Qtrly	06-Sep-21	15-Sep-21
CGFFA	Challenger Limited	Crv Pref 3-Bbsw+3.40% Perp Sub Non-Cum Red T-05-22	10-Oct-14	25-May-22	3.44%	Qtrly	16-Aug-21	25-Aug-21
CGFFB	Challenger Limited	Cap Note 3-Bbsw+4.40% Perp Non-Cum Red T-05-23	10-Apr-17	22-May-23	4.44%	Qtrly	12-Aug-21	23-Aug-21
CGFFC	Challenger Limited	Cap Note 3-Bbsw+4.60% Perp Non-Cum Red T-05-26	26-Nov-20	25-May-26	4.64%	Qtrly	16-Aug-21	25-Aug-21
CINPA	Carlton Investments Limited	7% Cumulative Preference	15-Mar-86	N/A	7.00%	Annual		
IACPD	Insurance Australia Group Limited	Cap Note 3-Bbsw+4.70% Perp Non-Cum Red T-06-23	23-Dec-16	15-Jun-23	4.72%	Qtrly		
GCLPA	Glenison Small Companies Limited	Crv Pref 6.60% 30-9-30 Semi Cum Exc Red Res T-3-21	07-Dec-20	30-Sep-30	5.60%	S/A		
MBLPC	Macquarie Bank Limited	Cap Note 3-Bbsw+4.70% Perp Non-Cum Red T-12-25	03-Jun-20	N/A	4.73%	Qtrly	03-Sep-21	21-Sep-21
MDCPC	Macquarie Group Limited	Cap Note 3-Bbsw+4.00% Perp Non-Cum Red T-12-24	08-Jun-18	16-Dec-24	4.02%	Qtrly	06-Sep-21	15-Sep-21
MDCPD	Macquarie Group Limited	Cap Note 3-Bbsw+4.15% Perp Non-Cum Red T-09-26	28-Mar-19	10-Sep-26	4.17%	Qtrly	01-Sep-21	10-Sep-21
MDCPE	Macquarie Group Limited	Cap Note 3-Bbsw+3.90% Perp Non-Cum Red T-09-27	18-Mar-21	18-Sep-27	2.92%	Qtrly	03-Sep-21	20-Sep-21
NABPD	National Australia Bank Limited	Cap Note 3-Bbsw+4.95% Perp Non-Cum Red T-07-22	08-Jul-16	07-Jul-22	4.98%	Qtrly	28-Sep-21	07-Oct-21
NABPE	National Australia Bank Limited	Cap Note 3-Bbsw+2.20% 20-09-28 Cum Red T-09-23	21-Mar-17	20-Sep-23	2.23%	Qtrly	09-Sep-21	20-Sep-21
NABPF	National Australia Bank Limited	Cap Note 3-Bbsw+4.00% Perp Non-Cum Red T-06-26	21-Mar-19	17-Jun-26	4.02%	Qtrly	08-Sep-21	17-Sep-21
NABPH	National Australia Bank Limited	Cap Note 3-Bbsw+3.50% Perp Non-Cum Red T-12-27	18-Dec-20	17-Dec-27	3.52%	Qtrly	08-Sep-21	17-Sep-21
RHCPA	Ramsay Health Care Limited	Trans Pref 6-Bbsw+4.85% Perp Sub Red T-10-10	24-Mar-05	N/A	4.95%	S/A	27-Sep-21	20-Oct-21
SLLPA	Sietel Limited	5.0% Cumulative Preference	15-Mar-86	N/A	5.00%	Annual		
SUNPF	Suncorp Group Limited	Cap Note 3-Bbsw+4.10% Perp Non-Cum Red T-06-22	08-Mar-17	17-Jun-22	4.12%	Qtrly	02-Sep-21	17-Sep-21
SUNPG	Suncorp Group Limited	Cap Note 3-Bbsw+3.65% Perp Non-Cum Red T-06-24	27-Nov-17	17-Jun-24	3.67%	Qtrly	02-Sep-21	17-Sep-21
SUNPH	Suncorp Group Limited	Cap Note 3-Bbsw+3.00% Perp Non-Cum Red T-06-26	18-Dec-19	17-Jun-26	3.02%	Qtrly	02-Sep-21	17-Sep-21
URFFA	US Masters Residential Property Fund	Cvt Pref 6.25% Perp Semi Sub Cum Step T-01-23	28-Dec-17	01-Jan-23	6.25%	S/A		
WBCPE	Westpac Banking Corporation	Cap Note 3-Bbsw+3.05% Perp Non-Cum Red T-09-22	24-Jun-18	23-Sep-22	3.08%	Qtrly	14-Sep-21	23-Sep-21
WBCPF	Westpac Banking Corporation	Cap Note 3-Bbsw+4.90% Perp Non-Cum Red T-11-21	01-Jul-16	20-Dec-21	4.93%	Qtrly	21-Sep-21	30-Sep-21
WBCPH	Westpac Banking Corporation	Cap Note 3-Bbsw+3.20% Perp Non-Cum Red T-09-25	14-Mar-18	22-Sep-25	3.22%	Qtrly	13-Sep-21	22-Sep-21
WBCPI	Westpac Banking Corporation	Cap Note 3-Bbsw+3.70% Perp Non-Cum Red T-07-24	19-Dec-18	31-Jul-24	3.72%	Qtrly	09-Sep-21	20-Sep-21
WBCPJ	Westpac Banking Corporation	Cap Note 3-Bbsw+3.40% Perp Non-Cum Red T-03-27	07-Dec-20	22-Mar-27	3.42%	Qtrly	13-Sep-21	22-Sep-21
WHFFA	Whitefield Limited	8.0% Cumulative Preference	15-Mar-86	N/A	0.00%	S/A		
WHFFB	Whitefield Limited	Convert Pref 7.5% 30-11-21 Semi Sub Non-Cum Res Red	14-Aug-12	30-Nov-21	n/a	n/a		

Detail

ASX Listed Date	Maturity / Conv / Reset	Coupon ²	Payment Frequency	Announced Ex Date	Announced Payment Date
08-Dec-17	30-Nov-21	6.25%	Qtrly		
25-Jun-18	22-Jun-23	3.78%	Qtrly	21-Sep-21	30-Sep-21
18-Nov-19	18-Nov-22	8.00%	S/A		
22-Jun-15	31-Jul-21	7.00%	Qtrly		
20-Nov-10	30-Sep-25	5.50%	S/A		
20-Apr-21	30-Sep-28	4.50%	S/A		
27-Nov-06	N/A	4.00%	S/A	06-Oct-21	15-Oct-21
29-Sep-08	N/A	1.04%	Qtrly	13-Aug-21	31-Aug-21
24-Apr-15	23-Jul-21	4.02%	Qtrly	03-Sep-21	14-Sep-21
06-Oct-16	05-Oct-23	3.93%	Qtrly	24-Sep-21	05-Oct-21
01-Dec-15	22-Dec-21	5.12%	Qtrly	13-Sep-21	22-Sep-21
24-Dec-19	16-Dec-25	4.52%	Qtrly	07-Sep-21	16-Sep-21
08-Aug-13	01-Sep-21	3.47%	S/A	23-Aug-21	01-Sep-21
01-Apr-14	24-Mar-22	3.33%	S/A	15-Sep-21	24-Sep-21
09-Mar-15	24-Mar-23	3.68%	S/A	15-Sep-21	24-Sep-21
28-Sep-16	20-Mar-24	4.73%	Qtrly	09-Sep-21	20-Sep-21
29-Sep-17	20-Mar-25	3.83%	Qtrly	09-Sep-21	20-Sep-21
09-Jul-21	20-Mar-28	3.03%	Qtrly	09-Sep-21	20-Sep-21
04-Jan-21	N/A	5.00%	S/A		
14-Dec-17	13-Jun-24	3.77%	Qtrly	31-Aug-21	13-Sep-21
01-Dec-20	15-Jun-27	3.82%	Qtrly	06-Sep-21	15-Sep-21
29-Dec-17	15-Aug-24	3.79%	Qtrly		
01-Dec-20	14-May-27	3.84%	Qtrly		
02-Oct-14	15-Dec-22	2.82%	Qtrly	06-Sep-21	15-Sep-21
31-Mar-16	15-Oct-21	5.22%	Qtrly	06-Sep-21	15-Sep-21
08-Apr-17	31-Mar-22	3.92%	Qtrly	06-Sep-21	15-Sep-21
09-Apr-18	15-Apr-25	3.42%	Qtrly	06-Sep-21	15-Sep-21
18-Dec-18	28-Apr-24	3.72%	Qtrly	06-Sep-21	15-Sep-21
15-Nov-19	20-Apr-27	3.02%	Qtrly	06-Sep-21	15-Sep-21
06-Apr-21	20-Oct-26	2.77%	Qtrly	06-Sep-21	15-Sep-21
10-Oct-14	25-May-22	3.44%	Qtrly	16-Aug-21	25-Aug-21
10-Apr-17	22-May-23	4.44%	Qtrly	12-Aug-21	23-Aug-21
26-Nov-20	25-May-26	4.64%	Qtrly	16-Aug-21	25-Aug-21
15-Mar-86	N/A	7.00%	Annual		
23-Dec-16	15-Jun-23	4.72%	Qtrly		
07-Dec-20	30-Sep-30	5.60%	S/A		
03-Jun-20	N/A	4.73%	Qtrly	03-Sep-21	21-Sep-21
08-Jun-18	16-Dec-24	4.02%	Qtrly	06-Sep-21	15-Sep-21
28-Mar-19	10-Sep-26	4.17%	Qtrly	01-Sep-21	10-Sep-21
18-Mar-21	18-Sep-27	2.92%	Qtrly	03-Sep-21	20-Sep-21
08-Jul-16	07-Jul-22	4.98%	Qtrly	28-Sep-21	07-Oct-21
21-Mar-17	20-Sep-23	2.23%	Qtrly	09-Sep-21	20-Sep-21
21-Mar-19	17-Jun-26	4.02%	Qtrly	08-Sep-21	17-Sep-21
18-Dec-20	17-Dec-27	3.52%	Qtrly	08-Sep-21	17-Sep-21
24-Mar-05	N/A	4.95%	S/A	27-Sep-21	20-Oct-21
15-Mar-86	N/A	5.00%	Annual		
08-Mar-17	17-Jun-22	4.12%	Qtrly	02-Sep-21	17-Sep-21
27-Nov-17	17-Jun-24	3.67%	Qtrly	02-Sep-21	17-Sep-21
18-Dec-19	17-Jun-26	3.02%	Qtrly	02-Sep-21	17-Sep-21
28-Dec-17	01-Jan-23	6.25%	S/A		
24-Jun-18	23-Sep-22	3.08%	Qtrly	14-Sep-21	23-Sep-21
01-Jul-16	20-Dec-21	4.93%	Qtrly	21-Sep-21	30-Sep-21
14-Mar-18	22-Sep-25	3.22%	Qtrly	13-Sep-21	22-Sep-21
19-Dec-18	31-Jul-24	3.72%	Qtrly	09-Sep-21	20-Sep-21
07-Dec-20	22-Mar-27	3.42%	Qtrly	13-Sep-21	22-Sep-21
15-Mar-86	N/A	0.00%	S/A		
14-Aug-12	30-Nov-21	n/a	n/a		

Activity

Mkt Cap (\$m)	Traded Value (\$)	Traded Volume	Number of Trades	Spread %	Monthly Liquidity % ³
\$ 27.49	\$ 277,433.64	284,898	24	0.6563	1.01%
\$ 57.92	\$ 487,041.75	5,040	44	0.8871	0.84%
\$ 9.83	\$ 213,192.41	210,197	23	0.9867	2.29%
\$ 0.87	\$ 29,920.00	29,142	5	1.5211	16.73%
\$ 18.89	\$ 1,278,926.02	11,994	64	0.5472	6.77%
\$ 23.51	\$ 491,705.41	9,274	42	n/a	4.01%
\$ 215.86	\$ 1,326,343.50	15,372	109	0.7703	0.61%
\$ 20.98	\$ 356,036.20	3,675	12	2.3096	1.70%
\$ 541.80	\$ 17,555,629.38	196,660	915	0.5678	3.24%
\$ 314.15	\$ 2,932,119.08	28,405	251	0.4411	0.93%
\$ 268.44	\$ 4,768,021.21	47,606	222	0.1765	1.78%
\$ 268.68	\$ 3,525,233.73	36,037	258	0.3891	1.31%
\$ 370.70	\$ 9,136,811.62	91,292	390	0.0792	2.46%