



# Hybrids:

Monthly Update - November 2022



Month: **Nov-22** Trading days: **22** Period ending: **Wednesday, 30 November 2022**

### Snapshot by Category

Australian Segment Bond Segment	Number listed	Market Cap (\$m)	Trades		Volume (#)	Value \$m
			Total (#)	Trades per day (#)		
Convertible Preference Shares and Capital Notes	46	39263.2	31,159	1,416	7,963,197	775.3
Convertible Bonds	9	393.0	211	10	824,942	3.1
Hybrid Securities	1	310.8	221	10	66,172	4.3
<b>Total</b>	<b>56</b>	<b>39967.04</b>	<b>33,591</b>	<b>1,436</b>	<b>8,854,311</b>	<b>782.8</b>

### Recent Listings

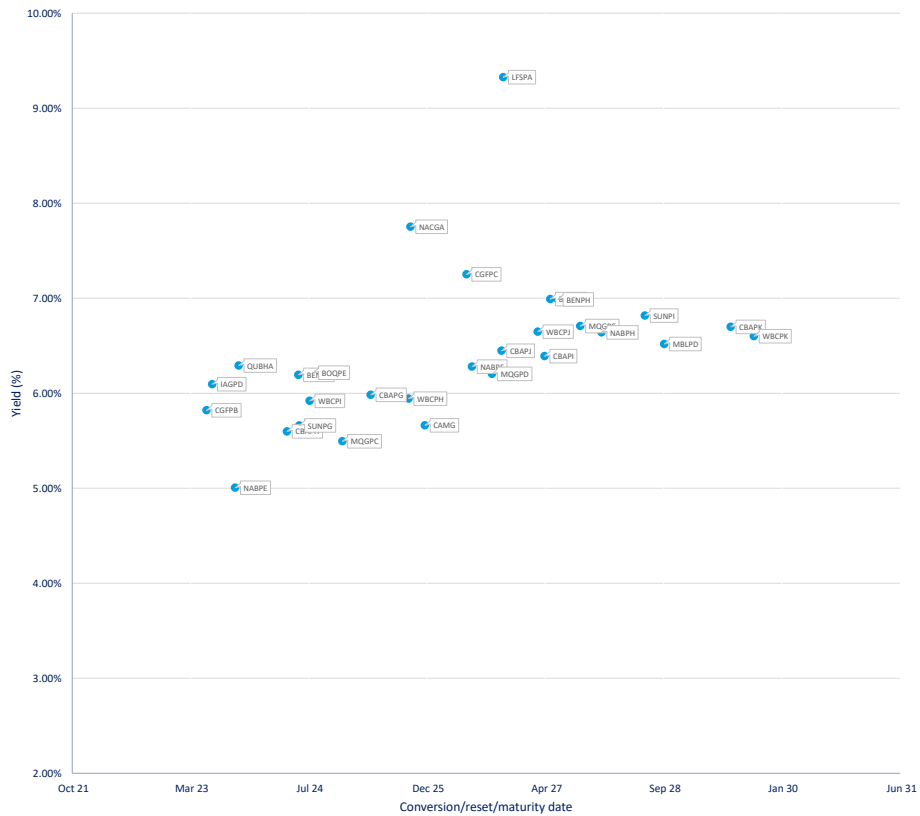
Entity	ASX Code	Size (\$m)	Type	Listing Date	Issue Price	Maturity / Conv / Reset	Interest Rate / Dividend	Distribution Frequency	Last Price
Commonwealth Bank of Australia	CBAPL	1,777.4	Convertible Preference Share	16-Nov-2022	\$100.00	16-Jun-2029	5.90%	Qtrly	\$100.70
Bank of Queensland Limited	BQZPG	400.0	Convertible Preference Share	15-Nov-2022	\$100.00	15-May-2027	6.43%	Qtrly	\$100.80
Westpac Banking Corporation	WBCEP	1,509.1	Convertible Preference Share	21-Jul-2022	\$100.00	22-Sep-2028	6.61%	Qtrly	\$103.58
Macquarie Group Limited	MQGPF	750.0	Convertible Preference Share	18-Jul-2022	\$100.00	12-Sep-2029	6.84%	Qtrly	\$102.99
National Australia Bank Limited	NABPI	2,000.0	Convertible Preference Share	08-Jul-2022	\$100.00	17-Dec-2029	6.35%	Qtrly	\$102.99
Commonwealth Bank of Australia	CBAPK	1,750.0	Convertible Preference Share	01-Apr-2022	\$100.00	15-Jun-2029	5.92%	Qtrly	\$100.40
ECP Emerging Growth Limited	ECPGA	10.8	Convertible Bonds	19-Apr-2022	\$1.43	11-Apr-2027	5.50%	Qtrly	\$1.46
Australia and New Zealand Banking Gro	ANZPJ	#N/A	Convertible Preference Share	#N/A	\$100.00	20-Mar-2029	5.91%	Qtrly	\$100.51
Global Masters Fund Limited	GFLGA	10.0	Convertible Bonds	29-Nov-2021	\$1.10	23-Nov-2024	5.50%	Qtrly	\$1.10
Mosaic Brands Limited	MZOG	16.6	Convertible Bonds	08-Oct-2021	\$1.00	30-Sep-2022	8.00%	Qtrly	\$1.01
Flagship Investments Limited	FSIGA	20.0	Convertible Bonds	04-Oct-2021	\$2.70	30-Sep-2024	5.50%	Qtrly	\$2.56
Latitude Group Holdings Limited	LFSPA	150.0	Convertible Preference Share	29-Sep-2021	\$100.00	27-Oct-2026	8.13%	Qtrly	\$95.50
Suncorp Group Limited	SUNPI	405.0	Convertible Preference Share	24-Sep-2021	\$100.00	17-Jun-2028	6.10%	Qtrly	\$99.55

\* As at the date of this report this security has not traded. The Last Price reflects the issue Price

### Most Actively Traded Securities by Value

ASX Code	Security Type	Value (\$)	%Value	Volume	%Volume
CBAPK	Convertible Preference Shares and Capital Notes	52,323,511	6.68%	526,490	5.92%
ANZPJ	Convertible Preference Shares and Capital Notes	40,139,831	5.13%	396,530	4.48%
CBAPJ	Convertible Preference Shares and Capital Notes	38,058,753	4.80%	378,949	4.28%
NABPH	Convertible Preference Shares and Capital Notes	37,045,560	4.73%	360,316	4.07%
WBCEP	Convertible Preference Shares and Capital Notes	35,717,214	4.56%	349,418	3.95%
<b>Total Top 5</b>		<b>203,284,870.31</b>	<b>25.97%</b>	<b>2,009,703</b>	<b>22.70%</b>

### Yield versus conversion/reset/maturity date





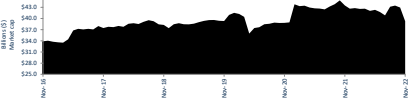
# Hybrids:

## Monthly Update - November 2022

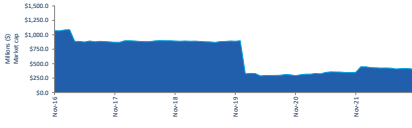


### Performance and Trading Activity Breakdown by Category

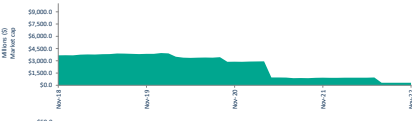
Convertible Preference Shares and Capital Notes	Last 12 months			Last month	
	Nov-21	Nov-22	% change	Oct-22	% change
Market Cap (\$m)	42,631.2	41,898.0	-1.7%	39,263.2	-6.3%
Number listed (actual)	50	48	-4.0%	46	-4.2%
Monthly volume	6,381,306	7,963,197	24.8%	7,650,488	-3.9%
Monthly trades	28,696	32,902	14.7%	31,159	-5.3%
Monthly value (\$m)	658.3	802.2	21.9%	775.3	-3.4%



Convertible Bonds	Last 12 months			Last month	
	Nov-21	Nov-22	% change	Oct-22	% change
Market Cap (\$m)	446.2	399.7	-10.4%	393.0	-1.7%
Number listed (actual)	7	9	28.6%	9	0.0%
Monthly volume	2,720,223	824,942	-69.7%	472,299	-42.7%
Monthly trades	430	201	-53.3%	211	5.0%
Month value (\$m)	7.9	3.0	-62.2%	3.1	4.7%



Hybrid Securities	Last 12 months			Last month	
	Nov-21	Nov-22	% change	Oct-22	% change
Market Cap (\$m)	926.4	310.8	-66.5%	310.8	0.0%
Number listed (actual)	2	1	-50.0%	1	0.0%
Monthly volume	209,559	66,172	-68.4%	42,539	-35.7%
Monthly trades	758	253	-66.6%	221	-12.6%
Monthly value (\$m)	19.8	6.7	-66.1%	4.3	-35.5%



Total Hybrid Market	Last 12 months			Last month	
	Nov-21	Nov-22	% change	Oct-22	% change
Market Cap (\$m)	44,003.7	42,608.4	-3.2%	39,867.0	-6.3%
Number listed (actual)	59	58	-1.7%	56	-3.4%
Monthly volume	9,311,088	8,854,311	-4.9%	8,165,326	-7.8%
Monthly trades	29,884	33,356	11.0%	31,591	-5.3%
Monthly value (\$m)	686.1	812.0	18.1%	782.8	-3.6%

