



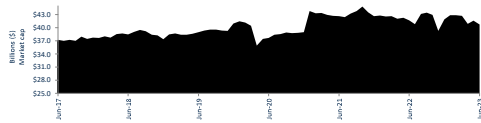
Hybrids:

Monthly Update - June 2023

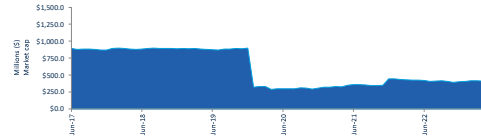


Performance and Trading Activity Breakdown by Category

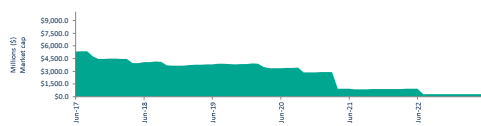
| Convertible Preference Shares and Capital Notes | Last 12 months | | | Last month | |
|---|----------------|-----------|----------|------------|----------|
| | Jun-22 | Jun-23 | % change | May-23 | % change |
| Market Cap (\$m) | 40,849.5 | 40,533.5 | -0.8% | 40,732.6 | 0.5% |
| Number listed (actual) | 48 | 47 | -2.1% | 47 | 0.0% |
| Monthly volume | 7,727,715 | 8,068,640 | 4.4% | 7,345,865 | -9.0% |
| Monthly trades | 35,892 | 41,909 | 16.8% | 40,069 | -4.4% |
| Monthly value (\$m) | 766.2 | 815.6 | 6.5% | 746.5 | -8.5% |



| Convertible Bonds | Last 12 months | | | Last month | |
|------------------------|----------------|---------|----------|------------|----------|
| | Jun-22 | Jun-23 | % change | May-23 | % change |
| Market Cap (\$m) | 407.7 | 352.8 | -13.5% | 383.1 | 8.6% |
| Number listed (actual) | 7 | 9 | 28.6% | 9 | 0.0% |
| Monthly volume | 990,018 | 801,481 | -19.0% | 334,300 | -58.3% |
| Monthly trades | 325 | 328 | 0.9% | 232 | -29.3% |
| Month value (\$m) | 5.2 | 3.0 | -41.2% | 2.8 | -8.0% |



| Hybrid Securities | Last 12 months | | | Last month | |
|------------------------|----------------|--------|----------|------------|----------|
| | Jun-22 | Jun-23 | % change | May-23 | % change |
| Market Cap (\$m) | 954.8 | 306.8 | -67.9% | 308.1 | 0.4% |
| Number listed (actual) | 2 | 1 | -50.0% | 1 | 0.0% |
| Monthly volume | 390,568 | 39,468 | -89.9% | 99,150 | 151.2% |
| Monthly trades | 1,134 | 384 | -66.1% | 304 | -20.8% |
| Monthly value (\$m) | 39.2 | 4.0 | -89.8% | 10.0 | 150.6% |



| Total Hybrid Market | Last 12 months | | | Last month | |
|------------------------|----------------|-----------|----------|------------|----------|
| | Jun-22 | Jun-23 | % change | May-23 | % change |
| Market Cap (\$m) | 42,212.0 | 41,193.1 | -2.4% | 41,423.7 | 0.6% |
| Number listed (actual) | 57 | 57 | 0.0% | 57 | 0.0% |
| Monthly volume | 9,108,301 | 8,909,589 | -2.2% | 7,779,315 | -12.7% |
| Monthly trades | 37,351 | 42,621 | 14.1% | 40,605 | -4.7% |
| Monthly value (\$m) | 810.6 | 822.7 | 1.5% | 759.3 | -7.7% |

