



Hybrids:

Monthly Update - November 2023



Month: Nov-23

Trading days: 22

Period ending: Thursday, 30 November 2023

Snapshot by Category

Australian Segment Bond Segment	Number listed	Market Cap (\$m)	Trades Total (#)	Trades per day (#)	Volume (#)	Value \$m
Convertible Preference Shares and Capital Notes	49	44627.3	42,176	1,917	9,914,789	823.2
Convertible Bonds	8	348.5	452	21	1,489,302	6.3
Hybrid Securities	0	0.0	0	0	0	0.0
Total	57	44975.82	42,628	1,938	11,404,091	829.4

Recent Listings

Entity	ASX Code	Size (\$m)	Type	Listing Date	Issue Price	Maturity / Conv / Reset	Interest Rate / Dividend	Distribution Frequency	Last Price
Judo Capital Holdings Limited	JDOPA	75.0	Convertible Preference Share	17-Nov-2023	\$100.00	16-Feb-2029	10.85%	Qtrly	\$101.05
National Australia Bank Limited	NABPJ	1,250.0	Convertible Preference Share	15-Sep-2023	\$100.00	17-Sep-2030	6.92%	Qtrly	\$101.00
Decmil Group Limited	DCGPA	26.3	Convertible Preference Share	25-Jul-2023	\$0.20	21-Jul-2026	12.00%	S/A	\$0.19
Commonwealth Bank of Australia	CBAPM	1,550.0	Convertible Preference Share	13-Jun-2023	\$100.00	17-Jun-2030	7.13%	Qtrly	\$102.06
Challenger Limited	CGFPD	350.0	Convertible Preference Share	06-Apr-2023	\$100.00	25-May-2029	7.24%	Qtrly	\$102.00
Australia and New Zealand Banking Grc	AN3PK	1,500.0	Convertible Preference Share	27-Mar-2023	\$100.00	20-Mar-2030	6.89%	Qtrly	\$100.54
Insurance Australia Group Limited	IAGPE	495.0	Convertible Preference Share	23-Dec-2022	\$99.00	15-Jun-2029	7.63%	Qtrly	\$102.20
Commonwealth Bank of Australia	CBAPL	1,777.4	Convertible Preference Share	16-Nov-2022	\$100.00	15-Jun-2028	6.98%	Qtrly	\$102.50
Bank of Queensland Limited	BOQPG	400.0	Convertible Preference Share	15-Nov-2022	\$100.00	15-Dec-2028	7.53%	Qtrly	\$101.20
Westpac Banking Corporation	WBCPL	1,509.1	Convertible Preference Share	21-Jul-2022	\$100.00	22-Sep-2028	7.55%	Qtrly	\$105.00
Macquarie Group Limited	MQGPF	750.0	Convertible Preference Share	18-Jul-2022	\$100.00	12-Sep-2029	7.82%	Qtrly	\$104.20
National Australia Bank Limited	NABPI	2,000.0	Convertible Preference Share	08-Jul-2022	\$100.00	17-Dec-2029	7.27%	Qtrly	\$102.84
Commonwealth Bank of Australia	CBAPK	1,750.0	Convertible Preference Share	01-Apr-2022	\$100.00	15-Jun-2029	6.88%	Qtrly	\$101.06
ECP Emerging Growth Limited	ECPGA	10.8	Convertible Bonds	19-Apr-2022	\$1.43	30-Jun-2025	5.50%	Qtrly	\$1.33

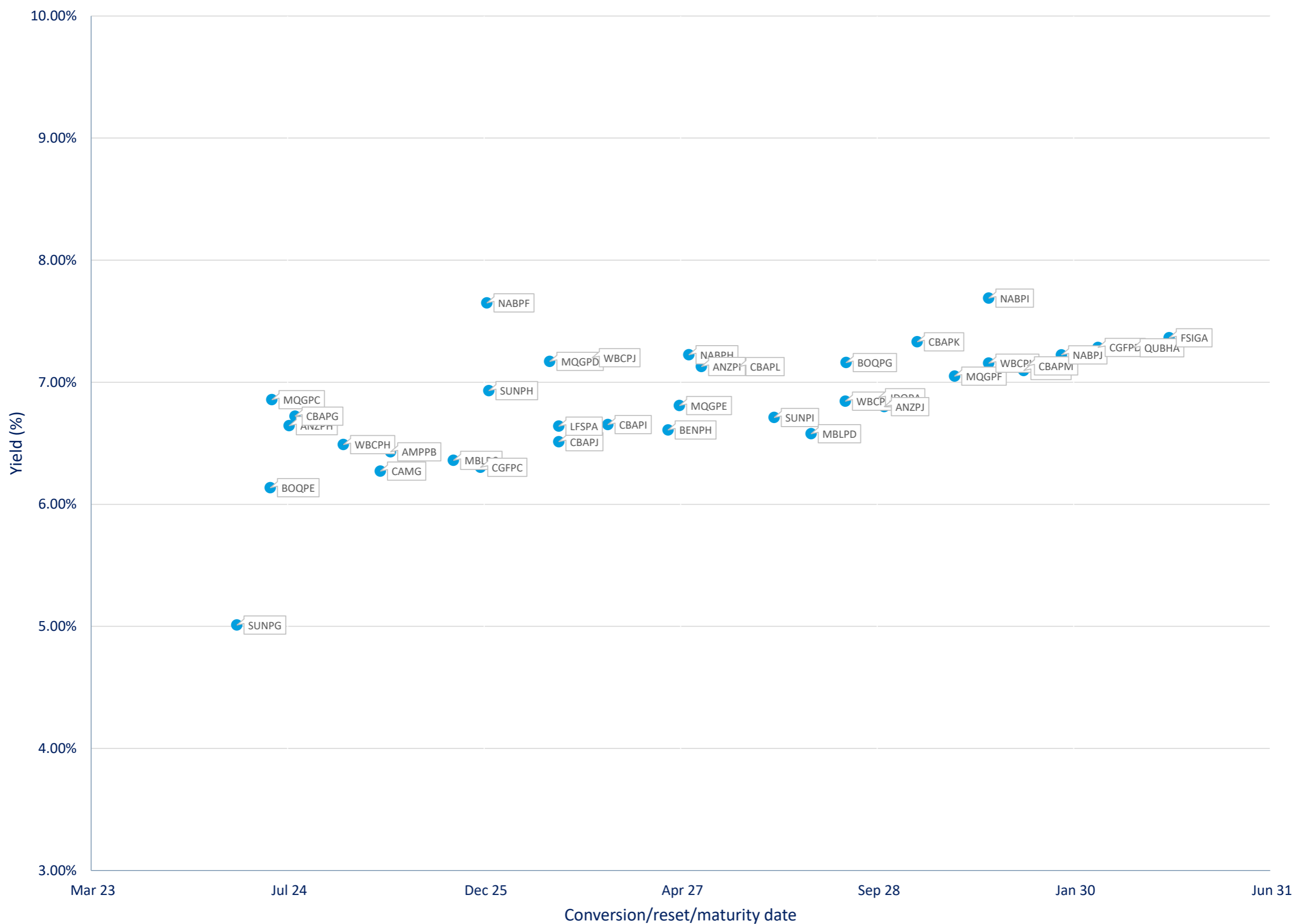
*BBSW = Bank Bill Swap Rate

* As of the date of this report this security has not traded, the Last Price reflects the Issue Price

Most Actively Traded Securities by Value

ASX Code	Security Type	Value (\$)	%Value	Volume	%Volume
NABPJ	Convertible Preference Shares and Capital Notes	55,902,553	6.74%	556,660	4.88%
CBAPK	Convertible Preference Shares and Capital Notes	44,681,071	5.39%	445,780	3.91%
AN3PK	Convertible Preference Shares and Capital Notes	41,961,632	5.06%	419,097	3.67%
CBAPM	Convertible Preference Shares and Capital Notes	41,724,456	5.03%	410,846	3.60%
NABPH	Convertible Preference Shares and Capital Notes	36,233,434	4.37%	349,950	3.07%
Total Top 5		220,503,145.62	26.58%	2,182,333	19.14%

Yield versus conversion/reset/maturity date





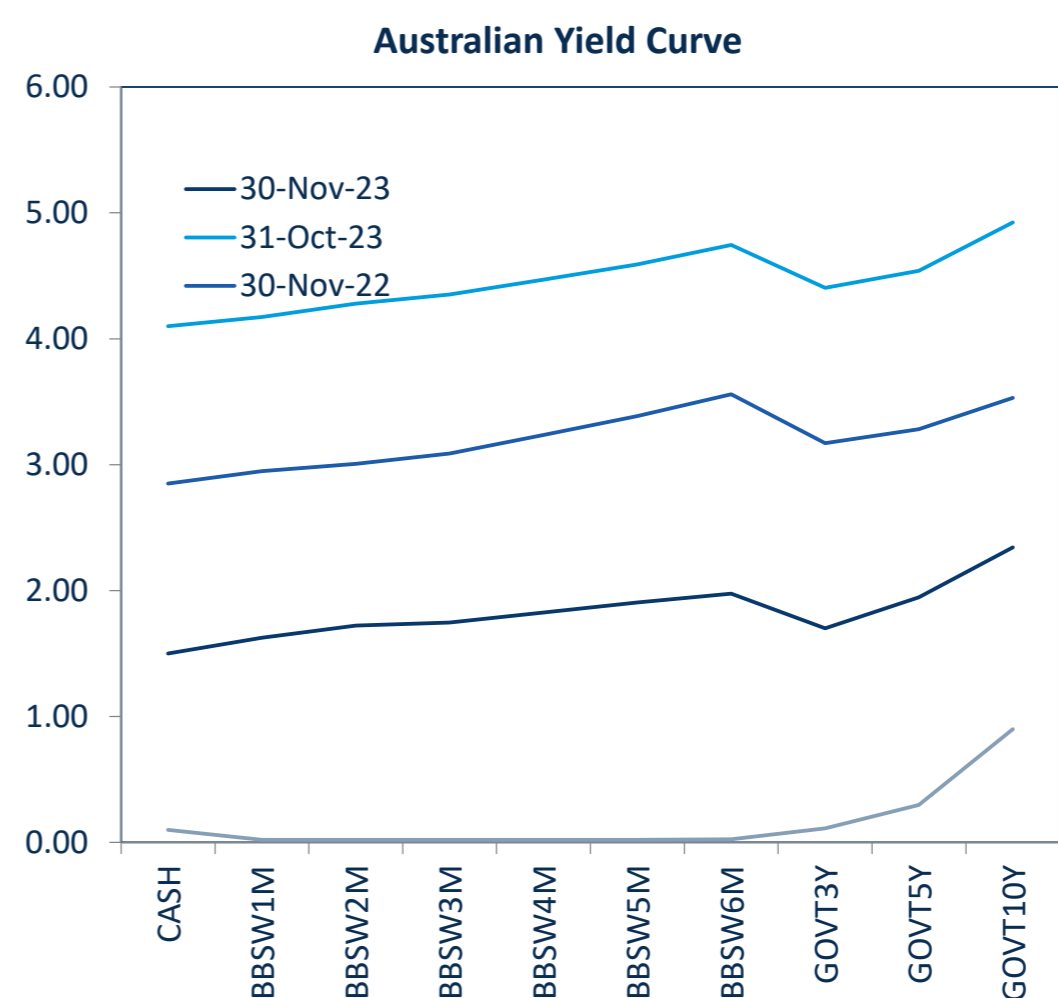
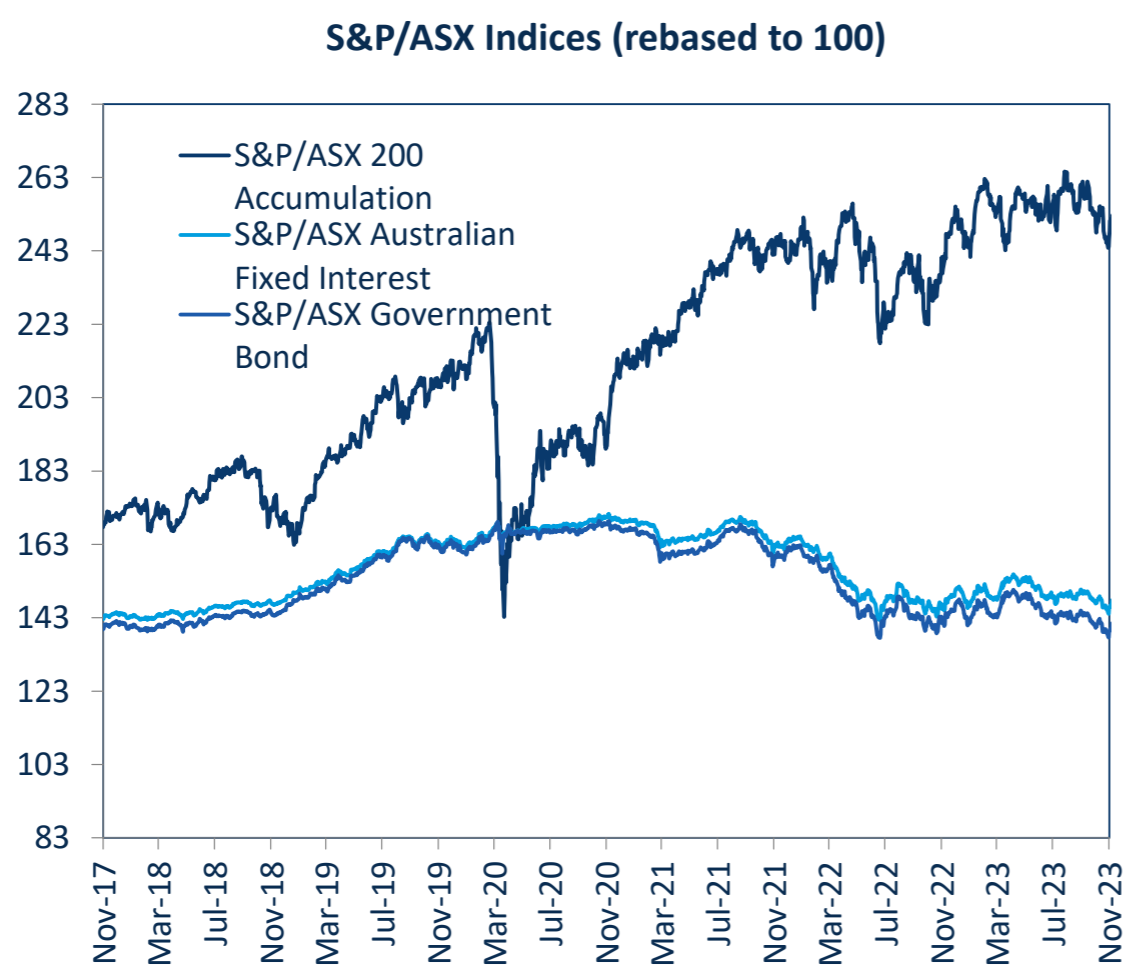
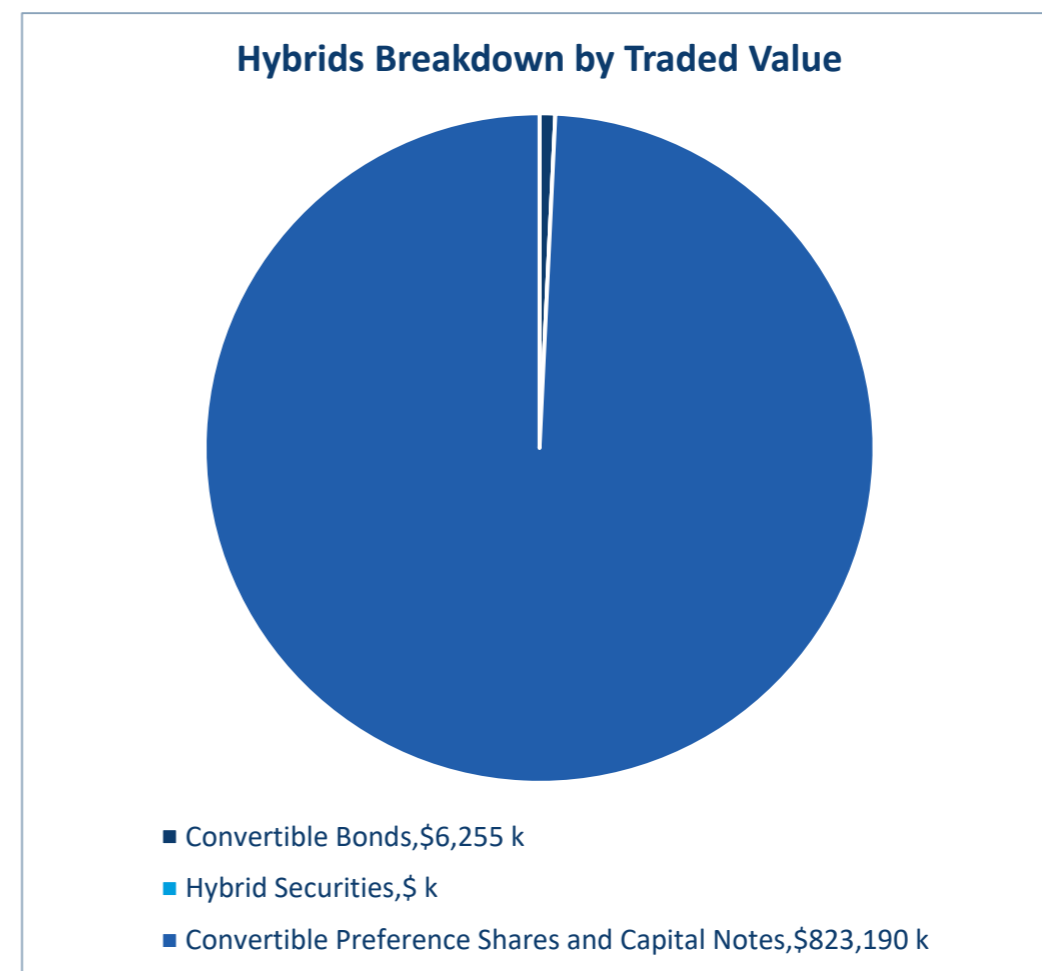
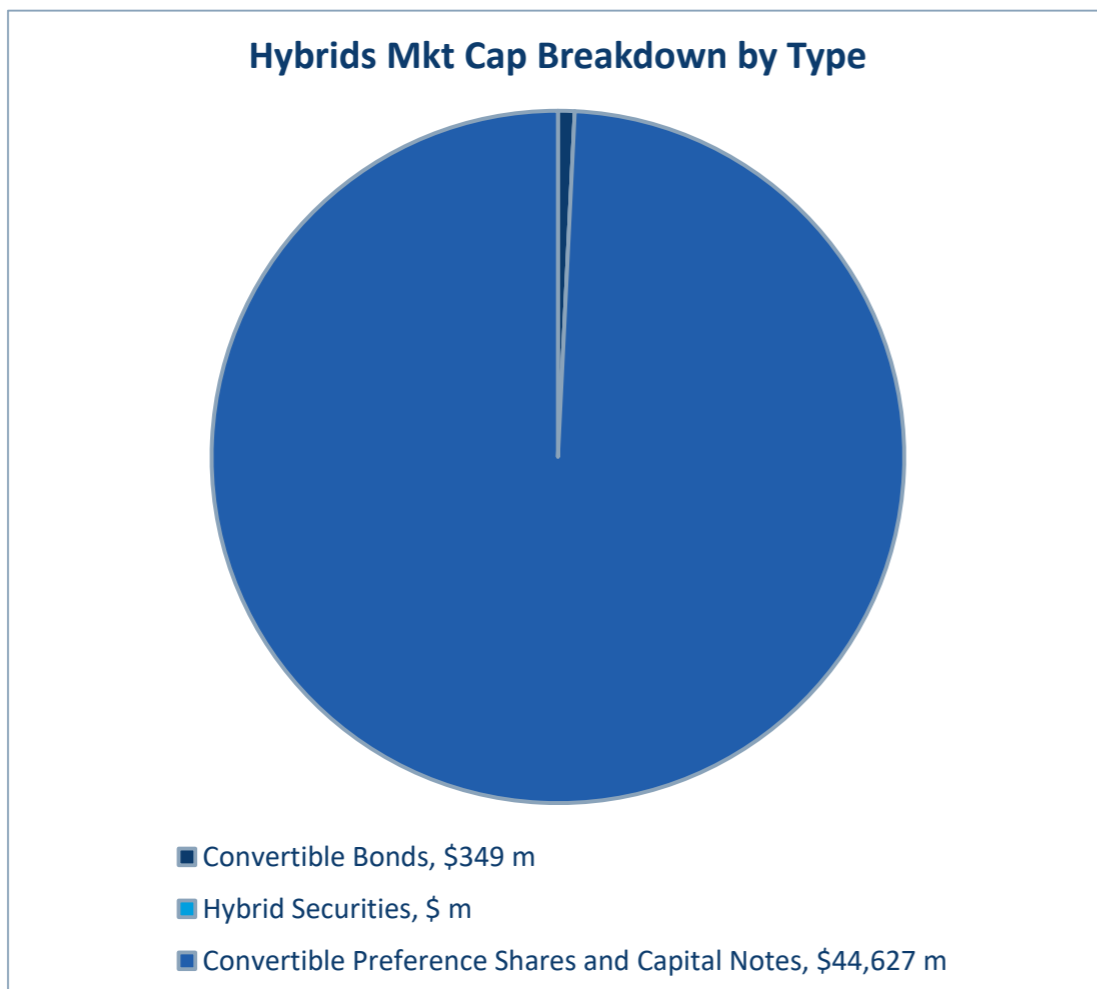
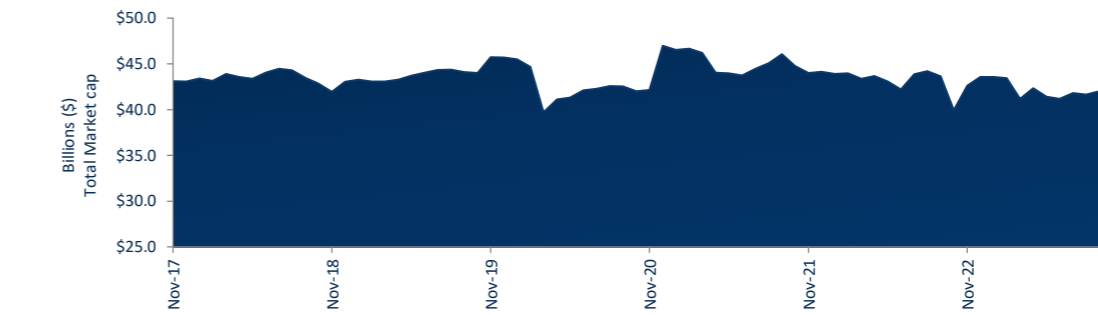
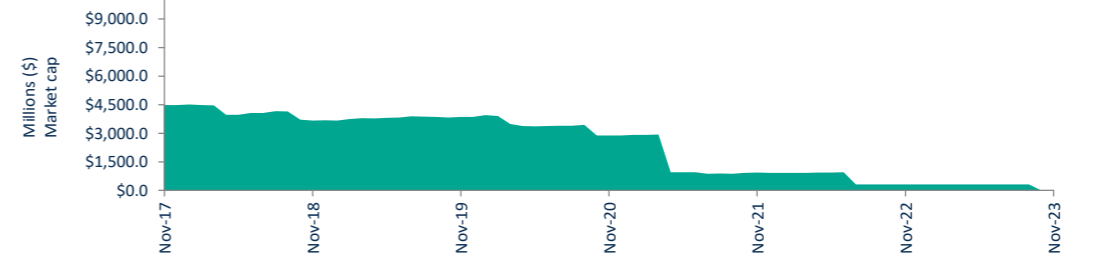
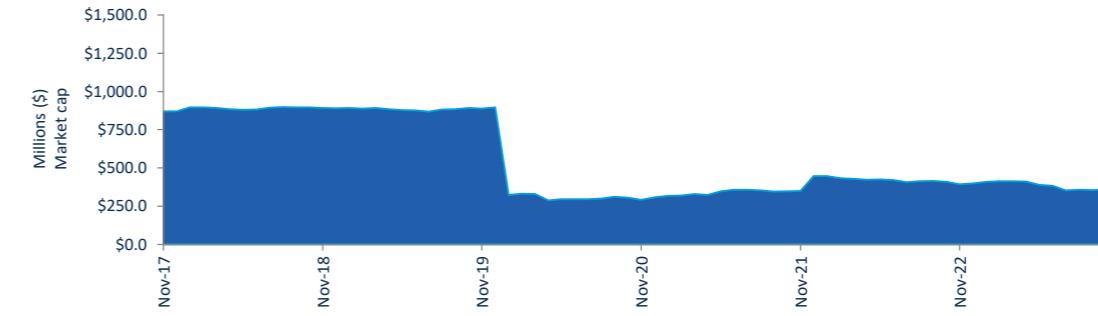
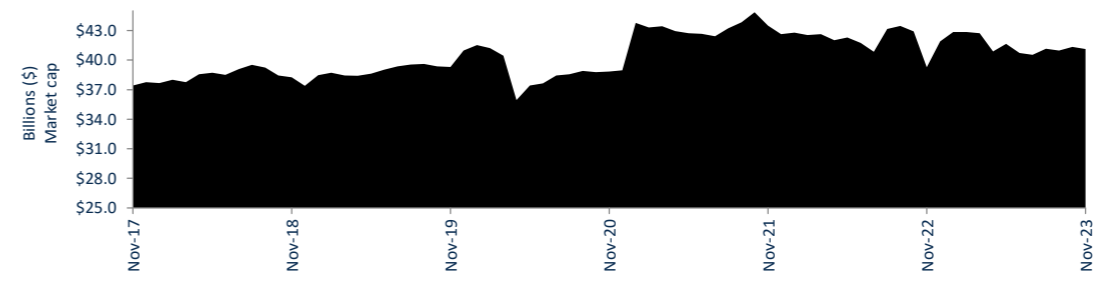
Performance and Trading Activity Breakdown by Category

Convertible Preference Shares and Capital Notes	Last 12 months			Last month	
	Nov-22	Nov-23	% change	Oct-23	% change
Market Cap (\$m)	41,898.0	44,627.3	6.5%	41,118.7	8.5%
Number listed (actual)	48	49	2.1%	46	6.5%
Monthly volume	7,963,197	9,914,789	24.5%	9,154,295	8.3%
Monthly trades	32,902	42,176	28.2%	34,275	23.1%
Monthly value (\$m)	802.2	823.2	2.6%	624.5	31.8%

Convertible Bonds	Last 12 months			Last month	
	Nov-22	Nov-23	% change	Oct-23	% change
Market Cap (\$m)	399.7	348.5	-12.8%	350.1	-0.4%
Number listed (actual)	9	8	-11.1%	8	0.0%
Monthly volume	824,942	1,489,302	80.5%	601,819	147.5%
Monthly trades	201	452	124.9%	239	89.1%
Month value (\$m)	3.0	6.3	108.8%	2.8	125.5%

Hybrid Securities	Last 12 months			Last month	
	Nov-22	Nov-23	% change	Oct-23	% change
Market Cap (\$m)	310.8	-	-100.0%	-	n/a
Number listed (actual)	1	-	-100.0%	-	n/a
Monthly volume	66,172	-	-100.0%	-	n/a
Monthly trades	253	-	-100.0%	-	n/a
Monthly value (\$m)	6.7	-	-100.0%	-	n/a

Total Hybrid Market	Last 12 months			Last month	
	Nov-22	Nov-23	% change	Oct-23	% change
Market Cap (\$m)	42,608.4	44,975.8	5.6%	41,468.8	8.5%
Number listed (actual)	58	57	-1.7%	54	5.6%
Monthly volume	8,854,311	11,404,091	28.8%	9,756,114	16.9%
Monthly trades	33,356	42,628	27.8%	34,514	23.5%
Monthly value (\$m)	812.0	829.4	2.2%	627.3	32.2%





Spotlight on Hybrids:

Monthly update - November 2023



ASX Profiles

ASX Code	Issuer	Description
Convertible Bonds		
CAMG	Clime Capital Limited	Convert Bond 5.25% 30-11-25 Qly Red
ECPGA	ECP Emerging Growth Limited	Convert Bond 5.50% 11-04-27 Qly Sub Red T-4-24
FSIGA	Flagship Investments Limited	Convert Bond 5.50% 01-10-26 Qly Red Step T-09-24
GFLGA	Global Masters Fund Limited	Convert Bond 5.5% 24-11-26 Qly Sub Red T-11-23
MOZG	Mosaic Brands Limited	Convert Bond 8.0% 30-09-24 Qly Sub Red T-09-22
NACGA	Naos Ex-50 Opportunities Company Limited	Convert Bond 5.50% 30-09-27 Semi Step T-09-25
NCCGA	Naos Emerging Opportunities Company Limited	Convert Bond 4.50% 30-09-28 Semi Non-Cum Red Step
NFNG	Nufarm Finance (NZ) Limited	Convert Bond 6-Bbsw+3.90% Perp Sub Non-Cum Exh Stp

Hybrid Securities

Converting Preference Shares and Capital Notes

AMPPB	AMP Limited	Cap Note 3-Bbsw+4.50% Perp Non-Cum Red T-12-25
ANZPG	Australia and New Zealand Banking Group Limited	Cap Note 3-Bbsw+4.70% Perp Non-Cum Red T-03-24
ANZPH	Australia and New Zealand Banking Group Limited	Cap Note 3-Bbsw+3.80% Perp Non-Cum Red T-03-25
ANZPI	Australia and New Zealand Banking Group Limited	Cap Note 3-Bbsw+3.00% Perp Non-Cum Red T-03-28
AN3PJ	Australia and New Zealand Banking Group Limited	Cap Note 3-Bbsw+2.70% Perp Non-Cum Red T-03-29
AN3PK	Australia and New Zealand Banking Group Limited	Cap Note 3-Bbsw+2.75% Perp Non-Cum Red T-03-30
AYUPA	Australian Unity Limited	Mci Cap Note 5.00% Perp Semi Non-Cum
BENPG	Bendigo and Adelaide Bank Limited	Cnv Pref 3-Bbsw+3.75% Perp Non-Cum Red T-06-24
BENPH	Bendigo and Adelaide Bank Limited	Cap Note 3-Bbsw+3.80% Perp Non-Cum Red T-06-27
BOQPE	Bank of Queensland Limited	Cap Note 3-Bbsw+3.75% Perp Non-Cum Red T-08-24
BOQPF	Bank of Queensland Limited	Cap Note 3-Bbsw+3.80% Perp Non-Cum Red T-05-27
BOQPG	Bank of Queensland Limited	Cap Note 3-Bbsw+3.40% Perp Non-Cum Red T-12-28
CBAPG	Commonwealth Bank of Australia	Cap Note 3-Bbsw+3.40% Perp Non-Cum Red T-04-25
CBAPH	Commonwealth Bank of Australia	Cap Note 3-Bbsw+3.70% Perp Non-Cum Red T-04-24
CBAPJ	Commonwealth Bank of Australia	Cap Note 3-Bbsw+3.00% Perp Non-Cum Red T-04-27
CBAPK	Commonwealth Bank of Australia	Cap Note 3-Bbsw+2.75% Perp Non-Cum Red T-10-26
CBAPL	Commonwealth Bank of Australia	Cap Note 3-Bbsw+2.85% Perp Non-Cum Red T-06-28
CBAPM	Commonwealth Bank of Australia	Cap Note 3-Bbsw+3.00% Perp Non-Cum Red T-06-30
CGFPC	Challenger Limited	Cap Note 3-Bbsw+4.60% Perp Non-Cum Red T-05-26
CGFPD	Challenger Limited	Cap Note 3-Bbsw+3.60% Perp Non-Cum Red T-05-29
CINPA	Carlton Investments Limited	7% Cumulative Preference
DCGPA	Decmil Group Limited	Convert Pref 12.00% Semi Cum Step Red T-07-26
GC1PA	Glennon Small Companies Limited	Cnv Pref 5.60% 30-9-30 Semi Cum Exc Res T-3-21
IAGPE	Insurance Australia Group Limited	Cap Note 3-Bbsw+3.50% Perp Non-Cum Red T-06-29
JDOPA	Judo Capital Holdings Limited	Cap Note 3-Bbsw+6.50% Perp Non-Cum Red T-02-29
LFSPA	Latitude Group Holdings Limited	Cap Note 3-Bbsw+4.75% Perp Non-Cum Red T-10-26
MBLPC	Macquarie Bank Limited	Cap Note 3-Bbsw+4.70% Perp Non-Cum Red T-12-25
MBLPD	Macquarie Bank Limited	Cap Note 3-Bbsw+2.90% Perp Non-Cum Red T-09-28
MQGPC	Macquarie Group Limited	Cap Note 3-Bbsw+4.00% Perp Non-Cum Red T-12-24
MQGPD	Macquarie Group Limited	Cap Note 3-Bbsw+4.15% Perp Non-Cum Red T-09-26
MQGPE	Macquarie Group Limited	Cap Note 3-Bbsw+2.90% Perp Non-Cum Red T-09-27
MQGPF	Macquarie Group Limited	Cap Note 3-Bbsw+3.70% Perp Non-Cum Red T-09-29
NABPF	National Australia Bank Limited	Cap Note 3-Bbsw+4.00% Perp Non-Cum Red T-06-26
NABPH	National Australia Bank Limited	Cap Note 3-Bbsw+3.50% Perp Non-Cum Red T-12-27
NABPI	National Australia Bank Limited	Cap Note 3-Bbsw+3.15% Perp Non-Cum Red T-12-29
NABPJ	National Australia Bank Limited	Cap Note 3-Bbsw+2.80% Perp Non-Cum Red T-09-30
RHCPA	Ramsay Health Care Limited	Trans Pref 6-Bbsw+ 4.85% Perp Sub Red T-10-10
SSLPA	Sietel Limited	5.0% Cumulative Preference
SUNPG	Suncorp Group Limited	Cap Note 3-Bbsw+3.65% Perp Non-Cum Red T-06-24
SUNPH	Suncorp Group Limited	Cap Note 3-Bbsw+3.00% Perp Non-Cum Red T-06-26
SUNPI	Suncorp Group Limited	Cap Note 3-Bbsw+2.90% Perp Non-Cum Red T-06-28
WBCPH	Westpac Banking Corporation	Cap Note 3-Bbsw+3.20% Perp Non-Cum Red T-09-25
WBCPI	Westpac Banking Corporation	Cap Note 3-Bbsw+3.70% Perp Non-Cum Red T-07-24
WBCPJ	Westpac Banking Corporation	Cap Note 3-Bbsw+3.40% Perp Non-Cum Red T-03-27
WBCPK	Westpac Banking Corporation	Cap Note 3-Bbsw+2.90% Perp Non-Cum Red T-09-29
WBCLP	Westpac Banking Corporation	Cap Note 3-Bbsw+3.40% Perp Non-Cum Red T-09-28
WHFPA	Whitefield Industrials Limited	8.0% Cumulative Preference
WHFPB	Whitefield Industrials Limited	Conv Pref 3.75% 30-11-24 Semi Sub Non-Cum Res Red

¹ The yield data for the bonds have been sourced from Bloomberg using the Mid Yield to Convention function as at 30 November 2023

² The coupon data has been sourced from Bloomberg using the Coupon function as at 30 November 2023

³ Monthly liquidity is equal to the total value traded for the security for the month divided by its market capitalisation

All values are as at Nov-23.

Past Performance is not a reliable indicator of future performance.

Information provided does not constitute financial product advice. You should obtain independent advice from an Australian financial services licensee before making any financial decisions. Although ASX Limited ABN 98 008 624 691 and its related bodies corporate ("ASX") has made every effort to ensure the accuracy of the information as at the date of publication, ASX does not give any warranty or representation as to the accuracy, reliability or completeness of the information. To the extent permitted by law, ASX and its employees, officers and contractors shall not be liable for any loss or damage arising in any way (including by way of negligence) from or in connection with any information provided or omitted or from any one acting or refraining to act in reliance on this information.

© Copyright 2023 ASX Operations Pty Limited ABN 42 004 523 782. All rights reserved 2023

Detail

ASX Listed Date	Maturity / Conv / Reset	Coupon ²	Payment Frequency	Payment Rank	Issuer Type	Announced Ex Date	Announced Payment Date
08-Dec-17	30-Nov-25	5.25%	Qtrly	Sr Unsecured	Financial Services	01-Dec-23	11-Dec-23
19-Apr-22	30-Jun-25	5.50%	Qtrly	Sr Unsecured	Financial Services		
04-Oct-21	01-Oct-26	5.50%	Qtrly	Sr Unsecured	Financial Services		
29-Nov-21	23-Nov-24	5.50%	Qtrly	Sr Unsecured	Funds & Trusts		
08-Oct-21	30-Sep-24	8.00%	Qtrly	2nd lien	Retail - Consumer Discretionary		
20-Nov-20	30-Sep-27	5.50%	S/A	Sr Unsecured	Financial Services		
20-Apr-21	30-Sep-28	4.50%	S/A	Sr Unsecured	Financial Services		
27-Nov-06	N/A	8.32%	S/A	Jr Subordinated	Chemicals	04-Apr-24	15-Apr-24
24-Dec-19	16-Dec-25	8.11%	Qtrly	Jr Subordinated	Financial Services	07-Dec-23	18-Dec-23
21-Dec-22	20-Mar-24	8.84%	Qtrly	Jr Subordinated	Banks		
21-Dec-22	20-Mar-25	7.94%	Qtrly	Jr Subordinated	Banks		
21-Dec-22	20-Mar-28	7.14%	Qtrly	Jr Subordinated	Banks		
21-Dec-22	20-Mar-29	6.84%	Qtrly	Jr Subordinated	Banks	07-Dec-23	20-Dec-23
27-Mar-23	20-Mar-30	6.89%	Qtrly	Jr Subordinated	Banks		
04-Jan-21	N/A	5.00%	S/A	Preferred	Managed Care		
14-Dec-17	13-Jun-24	7.87%	Qtrly	Jr Subordinated	Banks	30-Nov-23	13-Dec-23
01-Dec-20	15-Jun-27	7.93%	Qtrly	Jr Subordinated	Banks	06-Dec-23	15-Dec-23
29-Dec-17	15-Aug-24	8.15%	Qtrly	Jr Subordinated	Banks	30-Jan-24	15-Feb-24
01-Dec-20	14-May-27	8.20%	Qtrly	Jr Subordinated	Banks	30-Jan-24	15-Feb-24
15-Nov-22	15-Dec-28	7.53%	Qtrly	Jr Subordinated	Banks		
09-Apr-18	15-Apr-25	7.53%	Qtrly	Jr Subordinated	Banks	06-Dec-23	15-Dec-23
18-Dec-18	26-Apr-24	7.94%	Qtrly	Jr Subordinated	Banks	06-Dec-23	15-Dec-23
15-Nov-19	20-Apr-27	7.13%	Qtrly	Jr Subordinated	Banks	06-Dec-23	15-Dec-23
06-Apr-21	20-Oct-26	6.88%	Qtrly	Jr Subordinated	Banks	06-Dec-23	15-Dec-23
01-Apr-22	15-Jun-29	6.88%	Qtrly	Jr Subordinated	Banks	06-Dec-23	15-Dec-23
16-Nov-22	15-Jun-28	6.98%	Qtrly	Jr Subordinated	Banks	06-Dec-23	15-Dec-23
13-Jun-23	17-Jun-30	7.13%	Qtrly	Jr Subordinated	Banks		
26-Nov-20	25-May-26	8.98%	Qtrly	Jr Subordinated	Life Insurance	15-Feb-24	26-Feb-24
06-Apr-23	25-May-29	7.24%	Qtrly	Jr Subordinated	Life Insurance	15-Feb-24	26-Feb-24
15-Mar-86	N/A	7.00%	Annual	Preferred	Financial Services		
25-Jul-23	21-Jul-26	12.00%	S/A	Preferred	Machinery Manufacturing		
07-Dec-20	30-Sep-30	5.60%	S/A	Subordinated	Financial Services		
23-Dec-22	15-Jun-29	7.63%	Qtrly	Jr Subordinated	Property & Casualty Insurance	30-Nov-23	15-Dec-23
17-Nov-23	16-Feb-29	10.85%	Qtrly	Subordinated	Consumer Finance		
29-Sep-21	27-Oct-26	9.06%	Qtrly	Subordinated	Life Insurance	18-Jan-24	29-Jan-24
03-Jun-20	21-Dec-25	8.84%	Qtrly	Jr Subordinated	Banks	05-Dec-23	21-Dec-23
30-Aug-21	07-Sep-28	7.25%	Qtrly	Subordinated	Banks		
08-Jun-18	16-Dec-24	8.13%	Qtrly	Jr Subordinated	Diversified Banks	06-Dec-23	15-Dec-23
28-Mar-19	10-Sep-26	8.28%	Qtrly	Jr Subordinated	Diversified Banks	30-Nov-23	11-Dec-23
18-Mar-21	18-Sep-27	7.02%	Qtrly	Jr Subordinated	Diversified Banks	30-Nov-23	18-Dec-23
18-Jul-22	12-Sep-29	7.82%	Qtrly	Jr Subordinated	Diversified Banks		
21-Mar-19	17-Jun-26	8.12%	Qtrly	Jr Subordinated	Banks	05-Dec-23	18-Dec-23
18-Dec-20	17-Dec-27	7.62%	Qtrly	Jr Subordinated	Banks	05-Dec-23	18-Dec-23
08-Jul-22	17-Dec-29	7.27%	Qtrly	Jr Subordinated	Banks	05-Dec-23	18-Dec-23
15-Sep-23	17-Sep-30	6.92%	Qtrly	Jr Subordinated	Banks		
24-May-05	N/A	9.07%	S/A	Preferred	Health Care Facilities & Services	26-Mar-24	22-Apr-24
15-Mar-86	N/A	5.00%	Annual	Preferred	Financial Services	05-Jan-24	10-Jan-24
27-Nov-17	17-Jun-24	7.77%	Qtrly	Jr Subordinated	Property & Casualty Insurance	01-Dec-23	18-Dec-23
18-Dec-19	17-Jun-26	7.12%	Qtrly	Jr Subordinated	Property & Casualty Insurance	01-Dec-23	18-Dec-23
24-Sep-21	17-Jun-28	7.02%	Qtrly	Jr Subordinated	Property & Casualty Insurance	01-Dec-23	18-Dec-23
14-Mar-18	22-Sep-25	7.35%	Qtrly	Jr Subordinated	Banks	13-Dec-23	22-Dec-23
19-Dec-18	31-Jul-24	7.82%	Qtrly	Jr Subordinated	Banks	07-Dec-23	18-Dec-23
07-Dec-20	22-Mar-27	7.55%	Qtrly	Jr Subordinated	Banks	13-Dec-23	22-Dec-23
16-Sep-21	21-Sep-29	7.04%	Qtrly	Jr Subordinated	Banks	12-Dec-23	21-Dec-23
21-Jul-22	22-Sep-28	7.55%	Qtrly	Jr Subordinated	Banks	13-Dec-23	22-Dec-23
15-Mar-86	N/A	0.00%	S/A	Preferred	Financial Services		
14-Aug-12	N/A	0.00%	n/a	Preferred	Financial Services		

Activity

Mkt Cap (\$m)	Traded Value (\$)	Traded Volume	Number of Trades	Monthly Liquidity % ³
\$ 34.52	\$ 1,181,276.57	1,208,255	55	3.42%
\$ 10.07	\$ 96,404.62	72,552	16	0.96%
\$ 18.89	\$ 334,327.85	132,207	9	1.77%
\$ 9.61	\$ -	-	-	0.00%
\$ 12.37	\$ 21,250.00	25,000	3	0.17%
\$ 16.36	\$ 31,790.00	340	2	0.19%
\$ 20.19	\$ -	-	-	0.00%
\$ 226.53	\$ 4,589,958.86	50,948	367	2.03%
\$ 285.73	\$ 7,538,952.24	73,158	252	2.64%
\$ 1,670.50	\$ 29,234,153.65	285,998	1,474	1.75%
\$ 968.32	\$ 15,148,462.92	146,619	751	1.56%
\$ 1,558.50	\$ 26,354,082.49	258,847	1,592	1.69%
\$ 1,324.93	\$ 28,486,676.37	284,684	1,627	2.15%
\$ 1,508.10	\$ 41,961,631.94	419,097	1,962	2.78%
\$ 286.40	\$ 2,413,735.93	29,123	143	0.84%
\$ 324.57	\$ 9,887,594.43	97,160	314	3.05%
\$ 525.05	\$ 7,623,494.29	73,804	627	1.45%
\$ 355.18	\$ 7,502,873.79	74,450	410	2.11%
\$ 267.41	\$ 5,949,301.60	58,277	383	2.22%
\$ 404.80	\$ 20,372,988.13	202,041	805	5.03%
\$ 1,411.55	\$ 16,507,176.06	160,289	908	1.17%
\$ 1,635.95	\$ 24,973,727.00	244,870	1,363	1.53%
\$ 1,696.20	\$ 23,823,718.81	233,349	1,222	1.40%
\$ 1,207.97	\$ 24,392,511.92	240,440	1,019	2.02%
\$ 1,768.55	\$ 44,681,071.29	445,780	1,606	2.53%
\$ 1,821.81	\$ 27,499,313.99	272,134	1,726	1.51%
\$ 1,581.93	\$ 41,724,456.18	410,846	1,676	2.64%
\$ 400.40	\$ 5,347,441.05	51,410	522	1.34%
\$ 357.00	\$ 6,349,484.32	62,309	378	1.78%
\$ 0.18	\$ -	-	-	0.00%
\$ 24.82	\$ 341,531.26	1,831,166	43	1.38%
\$ 5.30	\$ -	-	-	0.00%
\$ 511.00	\$ 17,550,157.76	171,957	888	3.43%
\$ 75.79	\$ 2,553,214.65	25,299	187	3.37%
\$ 125.70	\$ 1,181,676.75	14,014	185	0.94%
\$ 677.69	\$ 12,370,002.97	117,769	848	1.83%
\$ 662.01	\$ 9,893,956.55	97,575	655	1.49%
\$ 1,037.00	\$ 20,513,840.02	199,554	1,071	1.98%
\$ 949.68	\$ 10,820,786.41	103,143	1,015	1.14%
\$ 735.96	\$ 12,318,708.69	121,461	640	1.67%
\$ 781.50	\$ 16,685,836.73	160,835	782	2.14%
\$ 1,982.38	\$ 26,053,128.37	248,930	1,583	1.31%
\$ 2,508.85	\$ 36,233,433.69	349,950	1,858	1.44%
\$ 2,056.80	\$ 24,661,477.23	241,367	1,380	1.20%
\$ 1,262.50	\$ 55,902,552.52	556,660	1,908	