

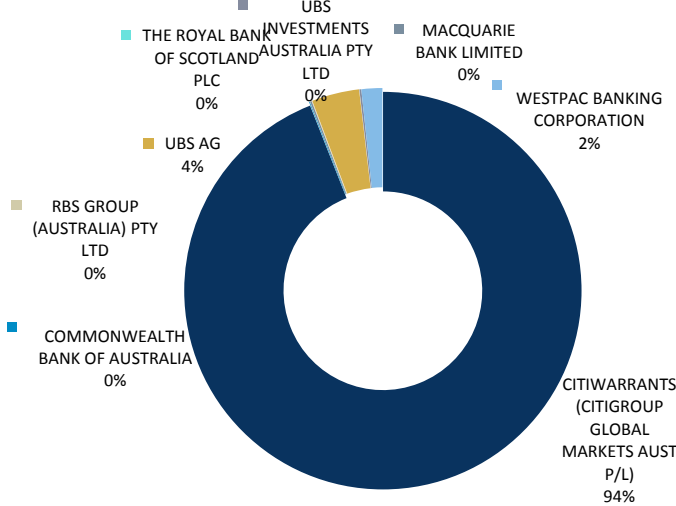
Warrants Monthly Update - April 2017



Month of: Apr-17 Trading Days: 17 Period Ending: 28-Apr

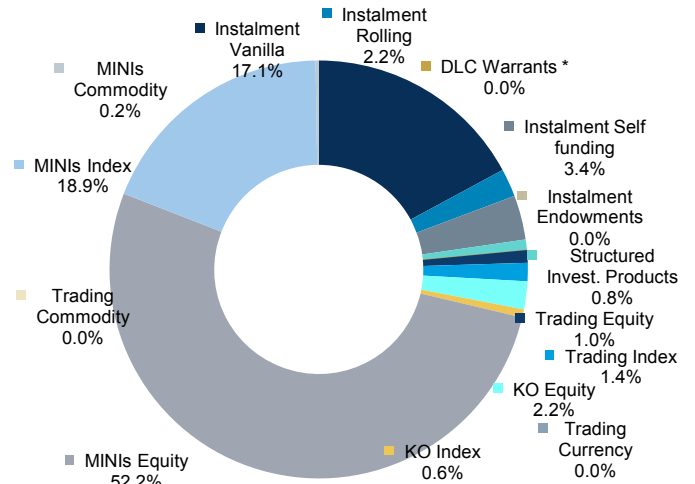
Value Traded by Issuer

Current Month

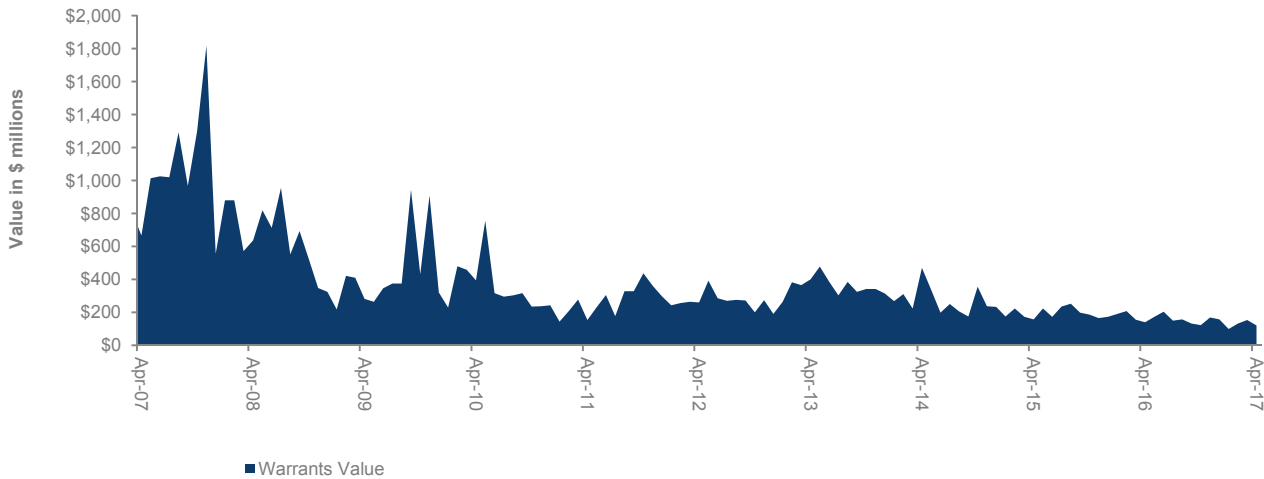


Value Traded by Product Type

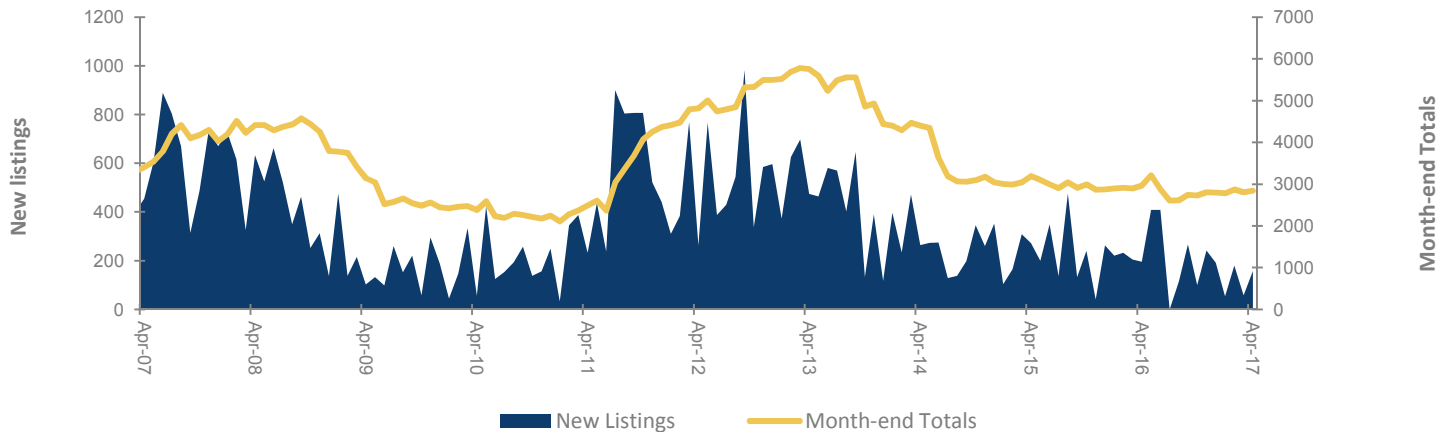
Current Month



Warrant Turnover - Value



Warrants - New Listings & Month-end Totals



Warrants Monthly Update - April 2017

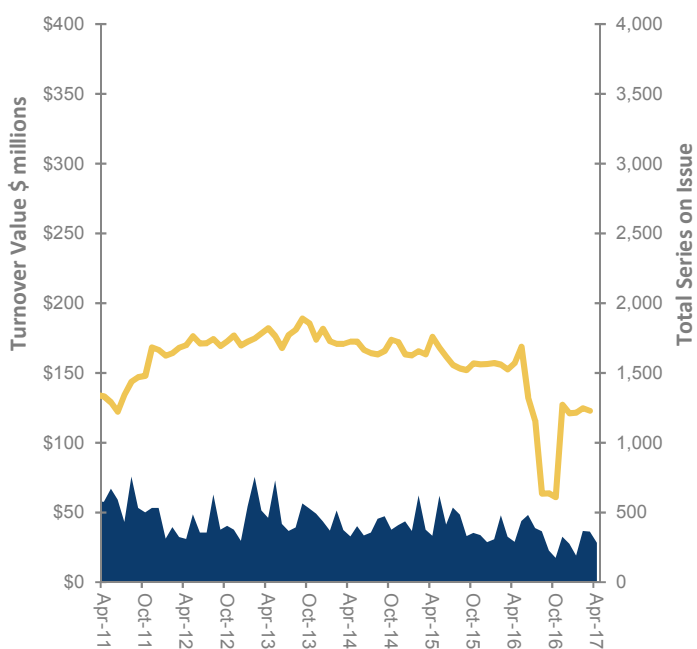


Month of: Apr-17

Warrant Type by Issuer		CITIWARRANTS	CBA	MACQUARIE	RBS	RBS PLC	UBS AG	UBS	WESTPAC	TOTAL	%
Instalments	Vanilla	272					133		14	419	14.7%
	Rolling	168	34				8			210	7.4%
	Self funding	180		51	15		188		152	586	20.6%
Endowments											
Structured Inv. Products											
DLC Warrants *				2			2			4	0.1%
Bonus Certificates		165								165	5.8%
Trading	Equity	32						2		34	1.2%
	Index	10								10	0.4%
	Currency										
	Commodity										
Knock-out	KO Equity	24								24	0.8%
	KO Index										
MINIs	Equity	1,250								1,250	44.0%
	Index	111								111	3.9%
	Commodity	31								31	1.1%
TOTAL		2,243	34	53	15		331	2	166	2,844	

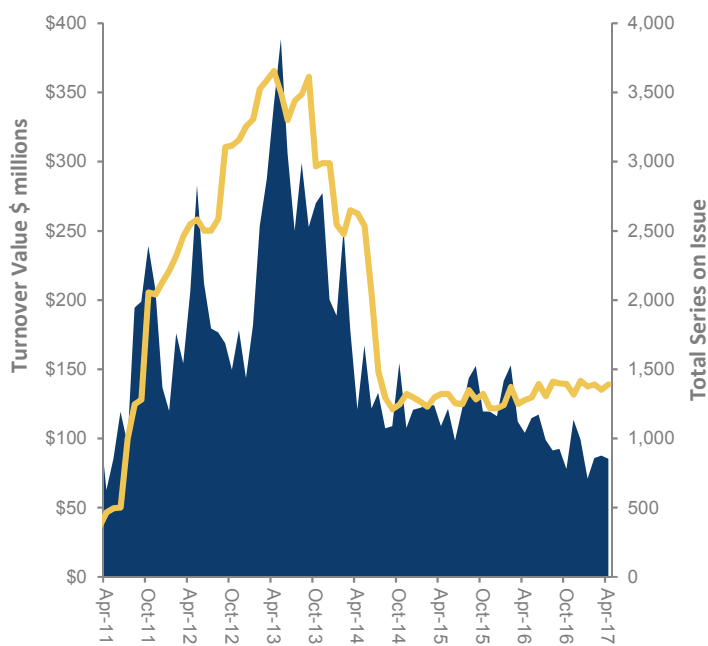
* Dual Listed Company Warrant

Instalments



Value Total on Issue

MINI's



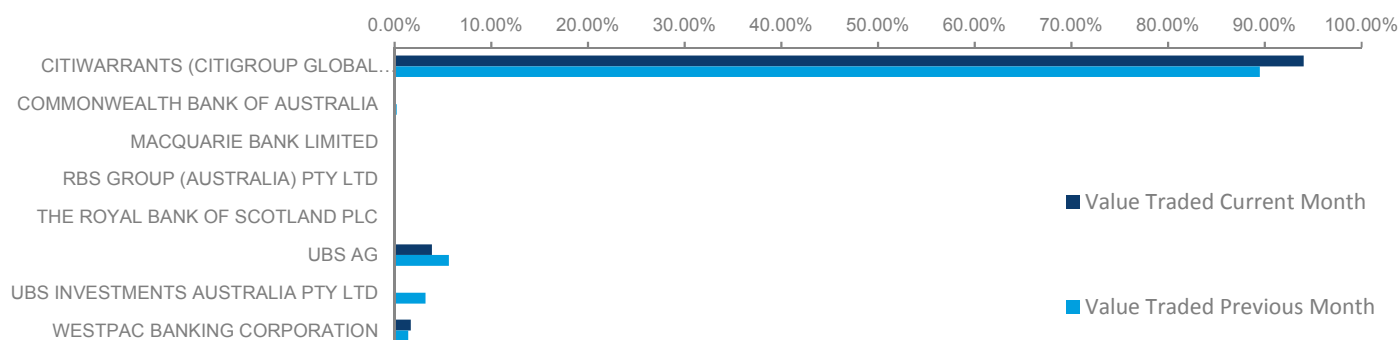
Value Traded Total on Issue

Warrants Monthly Update - April 2017



Month of: Apr-17

Issuer	Monthly Value Traded			
	Daily Average (in \$,000)	vs YTD	Mkt Share	YTD Mkt Share
CITIWARRANTS (CITIGROUP GLOBAL MARKET	6,636	#DIV/0!	94.0%	90.3%
COMMONWEALTH BANK OF AUSTRALIA	5	#DIV/0!	0.1%	0.1%
MACQUARIE BANK LIMITED	10	#DIV/0!	0.1%	0.1%
RBS GROUP (AUSTRALIA) PTY LTD	3	#DIV/0!	0.0%	0.0%
THE ROYAL BANK OF SCOTLAND PLC	-	#DIV/0!		
UBS AG	274	#DIV/0!	3.9%	4.1%
UBS INVESTMENTS AUSTRALIA PTY LTD	10	#DIV/0!	0.1%	2.9%
WESTPAC BANKING CORPORATION	119	#DIV/0!	1.7%	2.5%
	7,057	#DIV/0!		

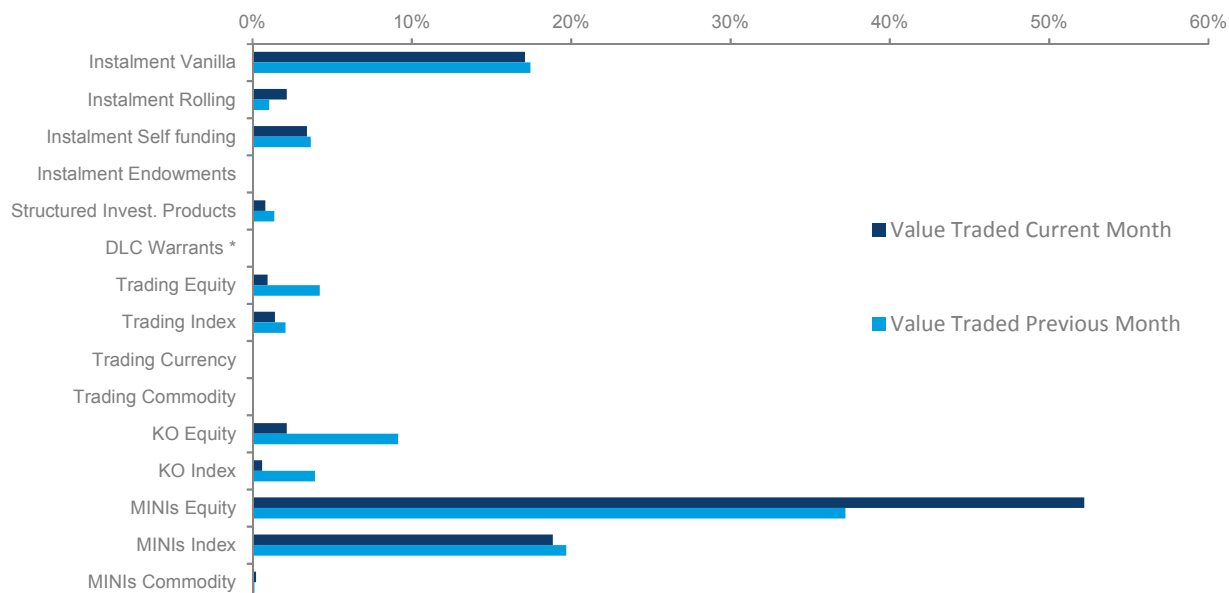


Product Type	Monthly Value Traded			Prev 12 Mnth Mkt Share
	Daily Average (in \$,000)	vs Prev 12 Mnth	Mkt Share	
Instalment Vanilla	1,207	292.7%	17.1%	16.3%
Instalment Rolling	153	522.1%	2.2%	1.3%
Instalment Self funding	242	156.0%	3.4%	5.0%
Instalment Endowments	-	#DIV/0!		
Structured Invest. Prod.	58	140.4%	0.8%	1.3%
DLC Warrants *	0	194.0%	0.0%	0.0%
Trading Equity	68	-27.4%	1.0%	5.0%
Trading Index	100	282.0%	1.4%	1.4%
Trading Currency	-	#DIV/0!		
Trading Commodity	-	#DIV/0!		
KO Equity	153	75.4%	2.2%	4.6%
KO Index	43	36.9%	0.6%	1.7%
MINIs Equity	3,685	331.4%	52.2%	45.2%
MINIs Index	1,331	288.1%	18.9%	18.2%
MINIs Commodity	17	460.4%	0.2%	0.2%
	7,057	273.5%		

Warrants Monthly Update - April 2017



Month of: Apr-17



Contacts

Andrew Campion

Senior Manager, Investment Products

+61 2 9227 0237

Andrew.Campion@asx.com.au

Andrew Weaver

Manager, Investment Products

+61 2 9227 0575

Andrew.Weaver@asx.com.au

Martin Dinh

Senior Product Manager,
Investment Products

+61 2 9227 0318

Martin.Dinh@asx.com.au

Karen Trau

Product Manager,
Investment Products

+61 2 9227 0254

Karen.Trau@asx.com.au

Most Activity Traded Underlying by Value this month

Underlying	Value (\$ths)	MKT%
FMG	27,266	22.7%
XJO	23,661	19.7%
CBA	8,233	6.9%
BHP	5,977	5.0%
TLS	5,819	4.9%
ANZ	4,709	3.9%
RIO	3,800	3.2%
NAB	3,368	2.8%
WBC	2,978	2.5%
MQG	2,331	1.9%
TOP10	88,143	73.5%
TOTAL	119,964	100.0%

Most Activity Traded Warrant by Value this month

Underlying	Value (\$ths)	MKT%
XJOMOY	7,052	5.88%
FMGKON	6,331	5.28%
FMGKOA	5,548	4.62%
FMGJOD	5,305	4.42%
XJOMOE	4,204	3.50%
FMGKOD	3,338	2.78%
XJOKOE	1,995	1.66%
CBAKOX	1,784	1.49%
XJOMOP	1,773	1.48%
FMGJOA	1,754	1.46%
TOP10	39,084	32.58%
TOTAL	119,964	100.00%

Information provided does not constitute financial product advice. You should obtain independent advice from an Australian financial services licensee before making any financial decisions. Although ASX Limited ABN 98 008 624 691 and its related bodies corporate ("ASX") has made every effort to ensure the accuracy of the information as at the date of publication, ASX does not give any warranty or representation as to the accuracy, reliability or completeness of the information. To the extent permitted by law, ASX and its employees, officers and contractors shall not be liable for any loss or damage arising in any way (including by way of negligence) from or in connection with any information provided or omitted or from any one acting or refraining to act in reliance on this information.

© Copyright 2017 ASX Operations Pty Limited ABN 42 004 523 782. All rights reserved 2017