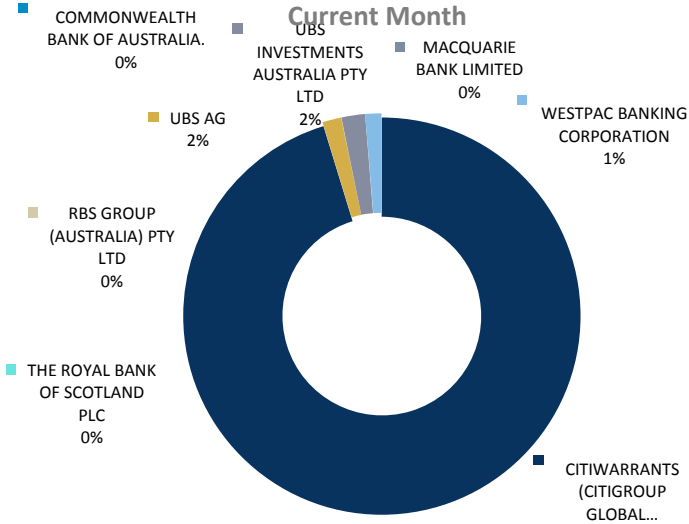


Warrants Monthly Update - December 2017

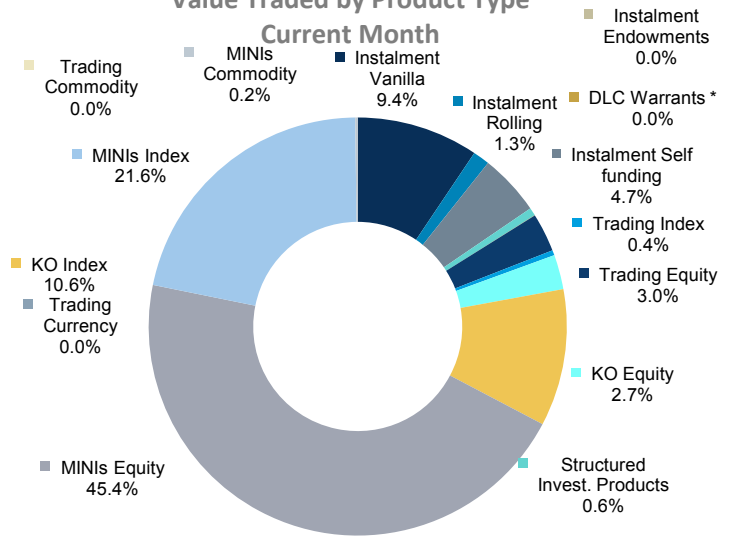


Month of: Dec-17 Trading Days: 19 Period Ending: 29-Dec

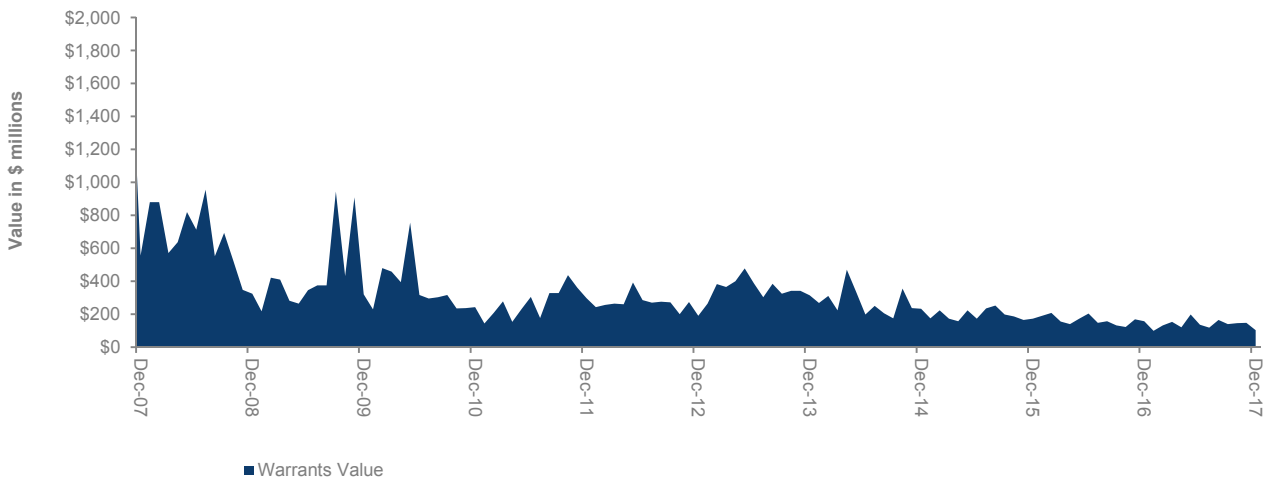
Value Traded by Issuer
Current Month



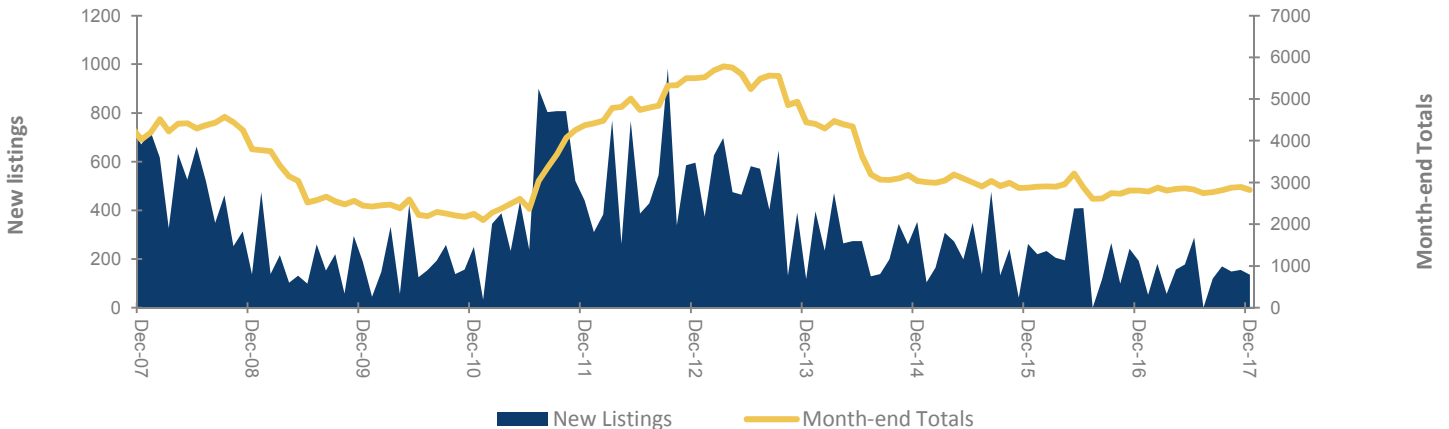
Value Traded by Product Type
Current Month



Warrant Turnover - Value



Warrants - New Listings & Month-end Totals



Warrants Monthly Update - December 2017

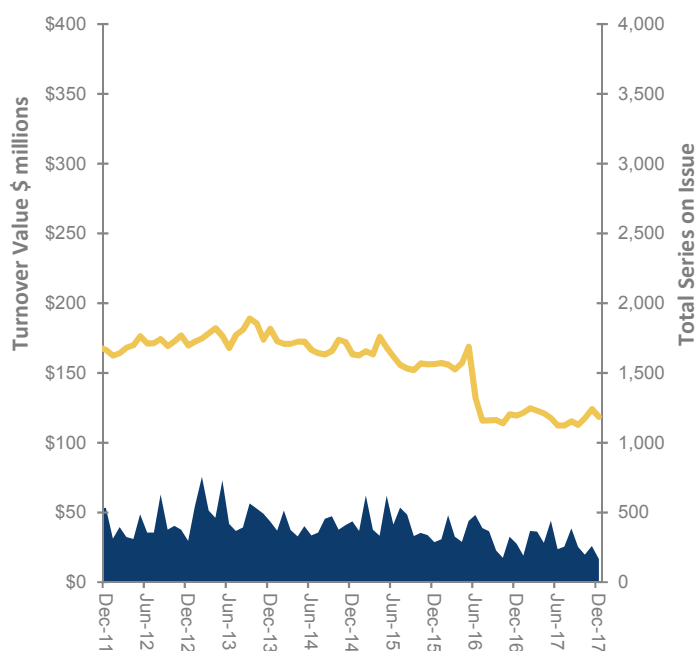


Month of: Dec-17

Warrant Type by Issuer		CITIWARRANTS	CBA	MACQUARIE	RBS	RBS PLC	UBS AG	UBS	WESTPAC	TOTAL	%
Instalments	Vanilla	300					137		14	451	16.0%
	Rolling	154	28							182	6.4%
	Self funding	222		24			182		128	556	19.7%
Endowments											
Structured Inv. Products											
DLC Warrants *				2			1			3	0.1%
Bonus Certificates		160								160	5.7%
Trading	Equity	32						2		34	1.2%
	Index	19								19	0.7%
	Currency										
	Commodity										
Knock-out	KO Equity	26								26	0.9%
	KO Index										
MINIs	Equity	1,244								1,244	44.1%
	Index	105								105	3.7%
	Commodity	42								42	1.5%
TOTAL		2,304	28	26			320	2	142	2,822	

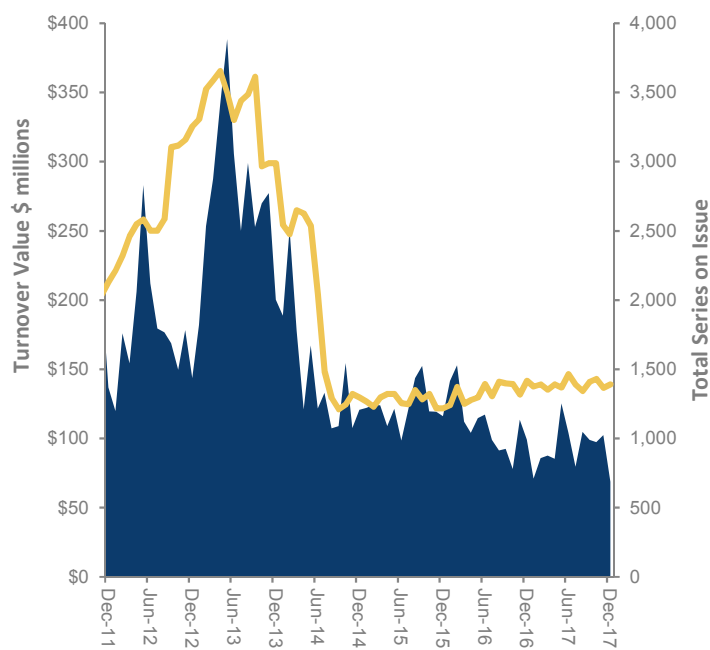
* Dual Listed Company Warrant

Instalments



Value Total on Issue

MINI's



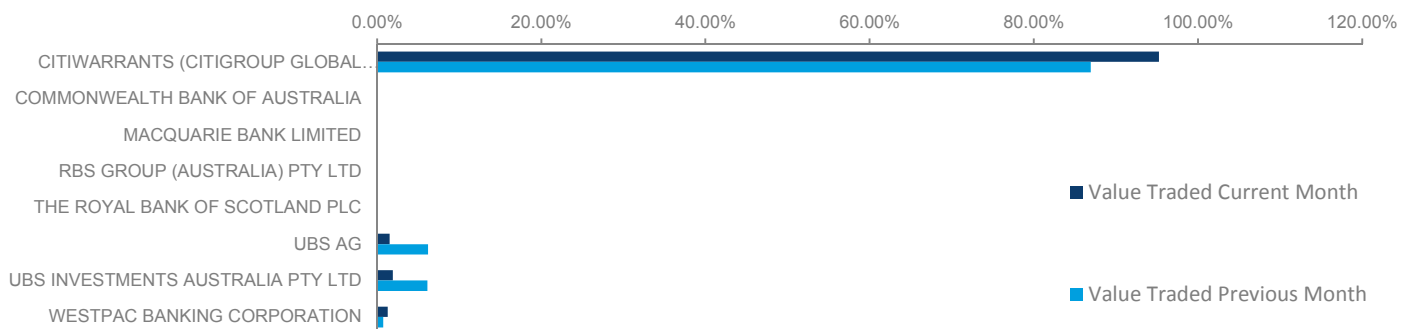
Value Traded Total on Issue

Warrants Monthly Update - December 2017



Month of: Dec-17

Issuer	Monthly Value Traded			
	Daily Average (in \$,000)	vs YTD (\$m)	Mkt Share	YTD Mkt Share
CITIWARRANTS (CITIGROUP GLOBAL MARKET	5,126	1,472.98	95.2%	88.9%
COMMONWEALTH BANK OF AUSTRALIA.	-	-		
MACQUARIE BANK LIMITED	-	-		
RBS GROUP (AUSTRALIA) PTY LTD	-	0.37		0.0%
THE ROYAL BANK OF SCOTLAND PLC	-			
UBS AG	83	70.10	1.5%	4.2%
UBS INVESTMENTS AUSTRALIA PTY LTD	103	79.01	1.9%	4.8%
WESTPAC BANKING CORPORATION	70	34.69	1.3%	2.1%
	5,382	1,657.15		

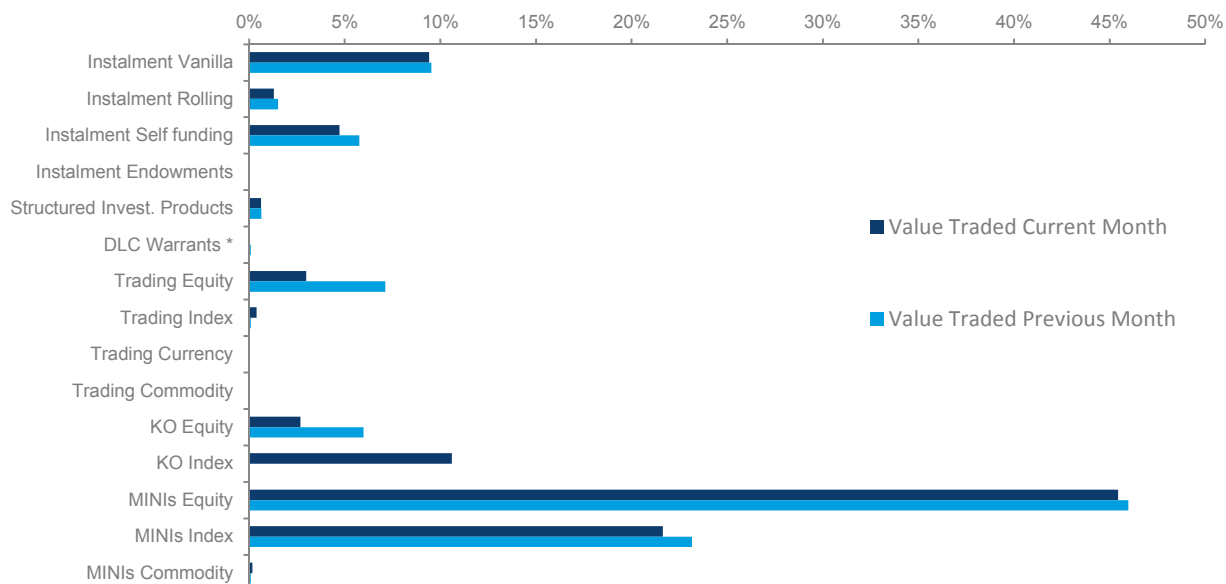


Product Type	Daily Average (in \$,000)	Monthly Value Traded		
		vs Prev 12 Mnth	Mkt Share	Prev 12 Mnth Mkt Share
Instalment Vanilla	507	-47.0%	9.4%	13.2%
Instalment Rolling	70	-24.1%	1.3%	1.3%
Instalment Self funding	255	-19.9%	4.7%	4.4%
Instalment Endowments	-	#DIV/0!		
Structured Invest. Prod.	34	-29.6%	0.6%	0.7%
DLC Warrants *	0	-100.0%	0.0%	5.7%
Trading Equity	161	-62.8%	3.0%	6.0%
Trading Index	21	-68.9%	0.4%	0.9%
Trading Currency	-	#DIV/0!		
Trading Commodity	-	#DIV/0!		
KO Equity	145	-51.2%	2.7%	4.1%
KO Index	570	1612.5%	10.6%	0.5%
MINIs Equity	2,446	-22.2%	45.4%	43.4%
MINIs Index	1,165	-18.1%	21.6%	19.6%
MINIs Commodity	10	-36.2%	0.2%	0.2%
	5,383	-25.6%		

Warrants Monthly Update - December 2017



Month of: Dec-17



Contacts

Andrew Campion

Senior Manager, Investment Products

+61 2 9227 0237

Andrew.Campion@asx.com.au

Andrew Weaver

Manager, Investment Products

+61 2 9227 0575

Andrew.Weaver@asx.com.au

Martin Dinh

Senior Product Manager,
Investment Products

+61 2 9227 0318

Martin.Dinh@asx.com.au

Karen Trau

Product Manager,
Investment Products

+61 2 9227 0254

Karen.Trau@asx.com.au

Most Activity Traded Underlying by Value this month

Underlying	Value (\$ths)	MKT%
XJO	31,660	31.0%
CBA	6,719	6.6%
FMG	6,375	6.2%
BHP	4,618	4.5%
NAB	4,570	4.5%
ANZ	3,531	3.5%
WBC	3,393	3.3%
TLS	3,281	3.2%
RIO	2,301	2.2%
FX1	1,960	1.9%
TOP10	68,407	66.9%
TOTAL	102,274	100.0%

Most Activity Traded Warrant by Value this month

Underlying	Value (\$ths)	MKT%
XJOBOK	5,590	5.47%
XJOBOL	5,250	5.13%
XJOMOD	4,330	4.23%
XJOMOS	2,945	2.88%
XJOMOT	2,657	2.60%
XJOKOJ	2,537	2.48%
FMGKOC	2,498	2.44%
XJOKOQ	2,254	2.20%
NABKOM	2,022	1.98%
FX1WUA	1,960	1.92%
TOP10	32,041	31.33%
TOTAL	102,274	100.00%

Information provided does not constitute financial product advice. You should obtain independent advice from an Australian financial services licensee before making any financial decisions. Although ASX Limited ABN 98 008 624 691 and its related bodies corporate ("ASX") has made every effort to ensure the accuracy of the information as at the date of publication, ASX does not give any warranty or representation as to the accuracy, reliability or completeness of the information. To the extent permitted by law, ASX and its employees, officers and contractors shall not be liable for any loss or damage arising in any way (including by way of negligence) from or in connection with any information provided or omitted or from any one acting or refraining to act in reliance on this information.

© Copyright 2018 ASX Operations Pty Limited ABN 42 004 523 782. All rights reserved 2018