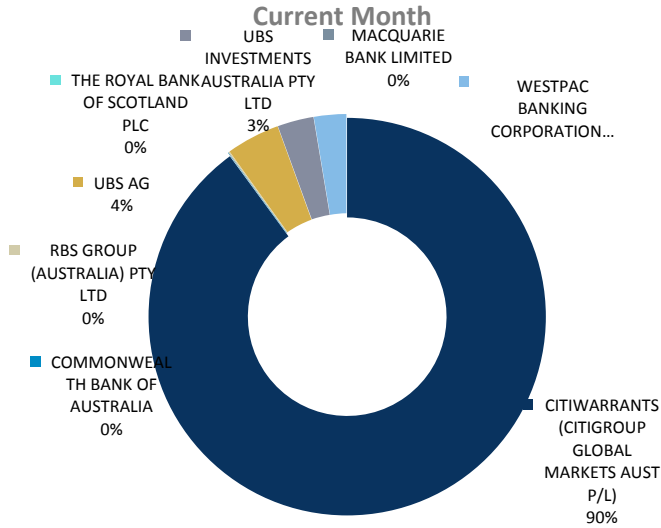


Warrants Monthly Update - February 2017

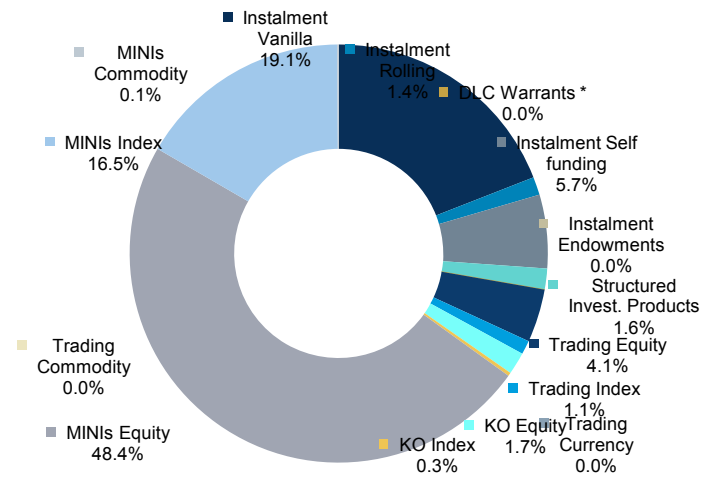


Month of: Feb-17 Trading Days: 20 Period Ending: 28-Feb

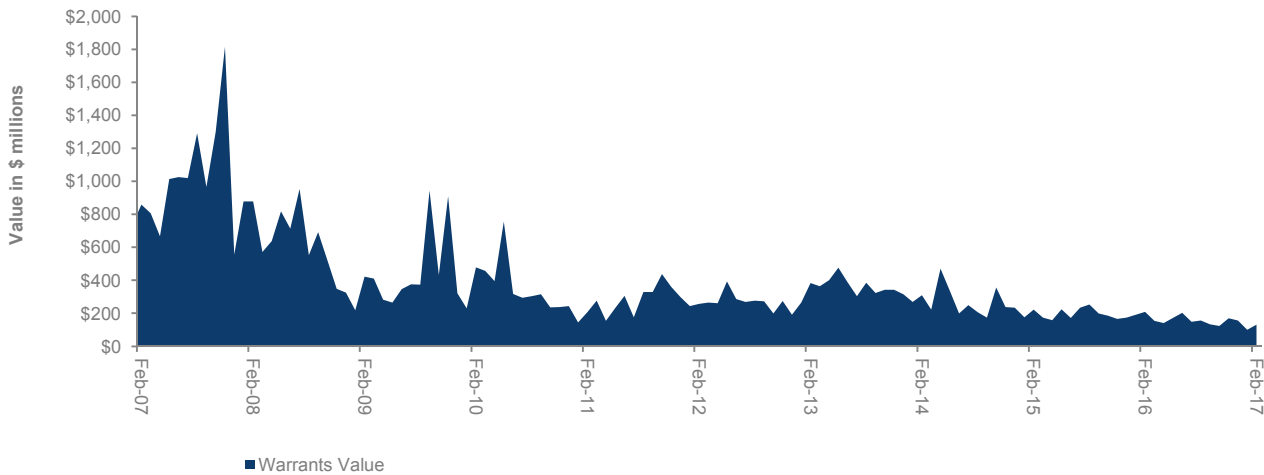
Value Traded by Issuer



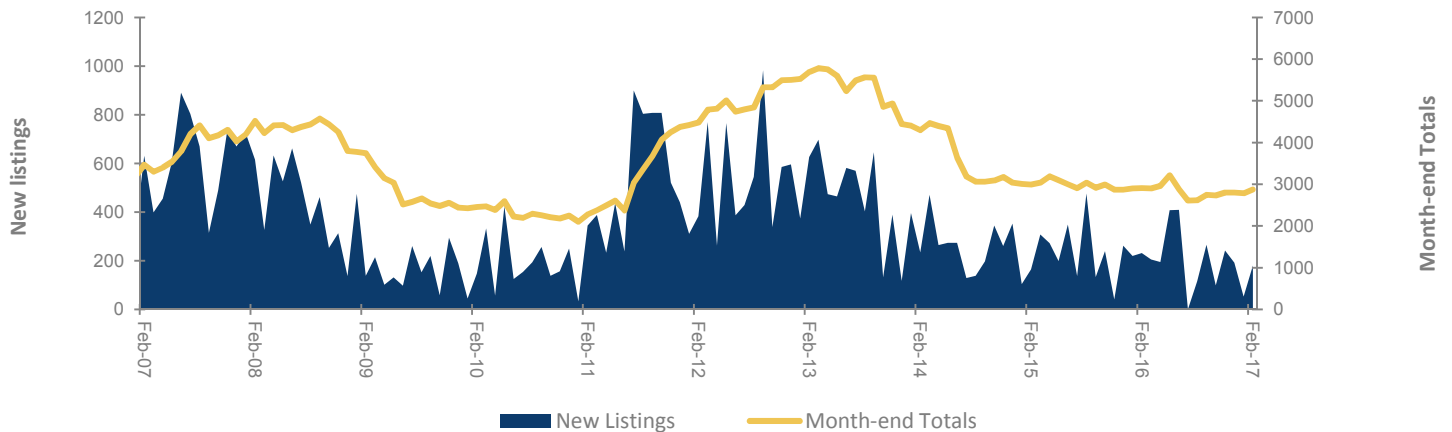
Value Traded by Product Type



Warrant Turnover - Value



Warrants - New Listings & Month-end Totals



Warrants Monthly Update - February 2017

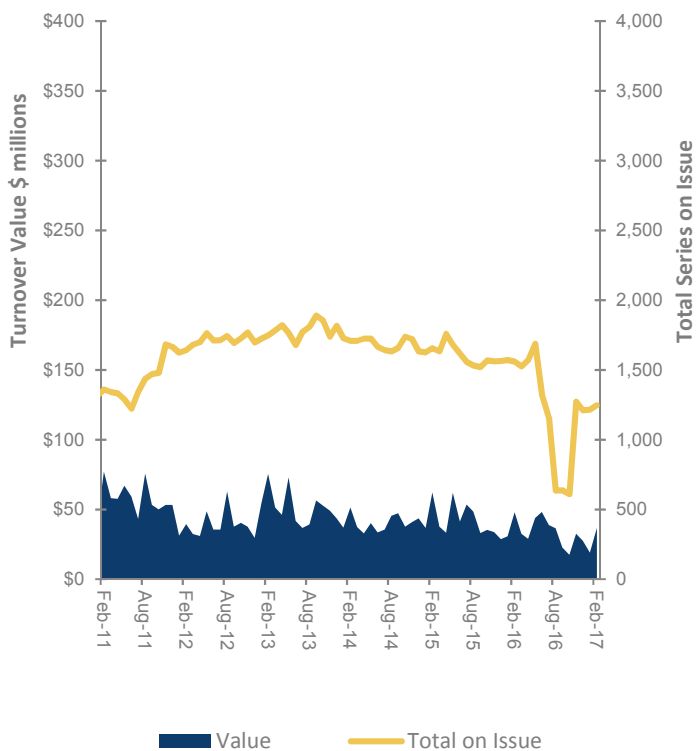


Month of: Feb-17

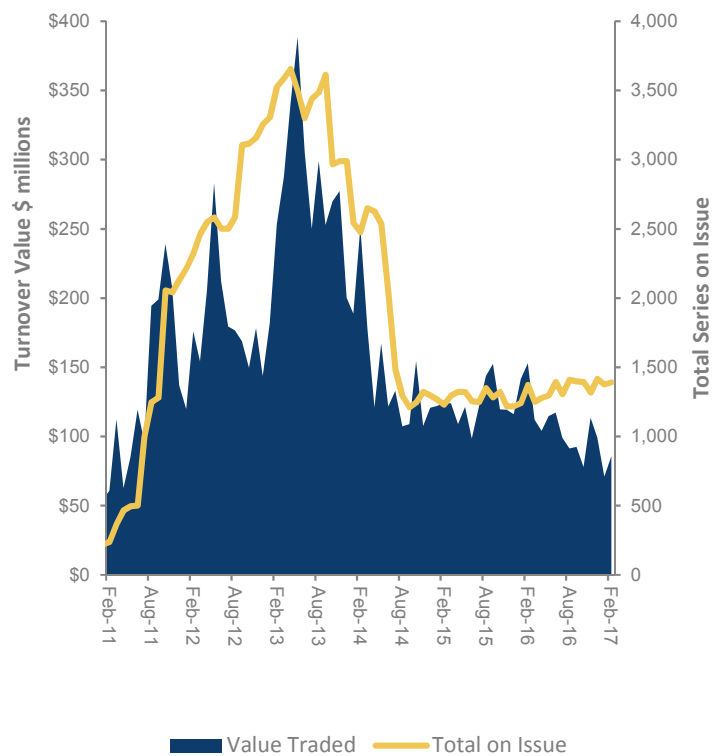
Warrant Type by Issuer		CITIWARRANTS	CBA	MACQUARIE	RBS	RBS PLC	UBS AG	UBS	WESTPAC	TOTAL	%
Instalments	Vanilla	281					136		23	440	15.3%
	Rolling	168	41				8			217	7.5%
	Self funding	180		52	15		190		156	593	20.6%
Endowments											
Structured Inv. Products											
DLC Warrants *				2			2			4	0.1%
Bonus Certificates		154								154	5.4%
Trading	Equity	32						2		34	1.2%
	Index	10								10	0.3%
	Currency										
	Commodity										
Knock-out	KO Equity	26								26	0.9%
	KO Index	8								8	0.3%
MINIs	Equity	1,263								1,263	43.9%
	Index	96								96	3.3%
	Commodity	33								33	1.1%
TOTAL		2,251	41	54	15		336	2	179	2,878	

* Dual Listed Company Warrant

Instalments



MINI's

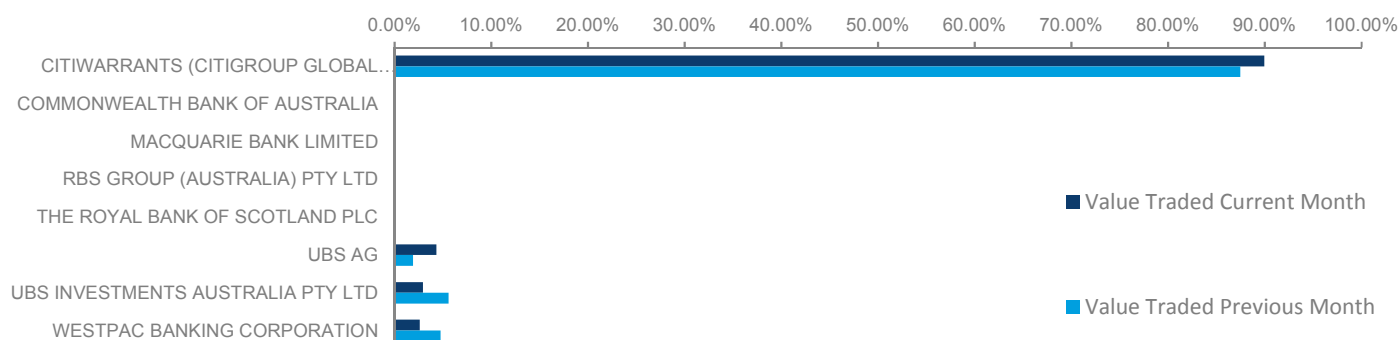


Warrants Monthly Update - February 2017



Month of: Feb-17

Issuer	Monthly Value Traded			Prev 12 Mnth Mkt Share
	Daily Average (in \$,000)	vs Prev 12 Mnth	Mkt Share	
CITIWARRANTS (CITIGROUP GLOBAL MARKET	5,928	1532.1%	89.9%	87.5%
COMMONWEALTH BANK OF AUSTRALIA	2	297.2%	0.0%	0.1%
MACQUARIE BANK LIMITED	2	387.6%	0.0%	0.1%
RBS GROUP (AUSTRALIA) PTY LTD	5	5449.0%	0.1%	0.0%
THE ROYAL BANK OF SCOTLAND PLC	-	#DIV/0!		
UBS AG	287	3520.8%	4.3%	1.9%
UBS INVESTMENTS AUSTRALIA PTY LTD	194	734.7%	2.9%	5.6%
WESTPAC BANKING CORPORATION	173	772.5%	2.6%	4.8%
	6,590	1487.3%		

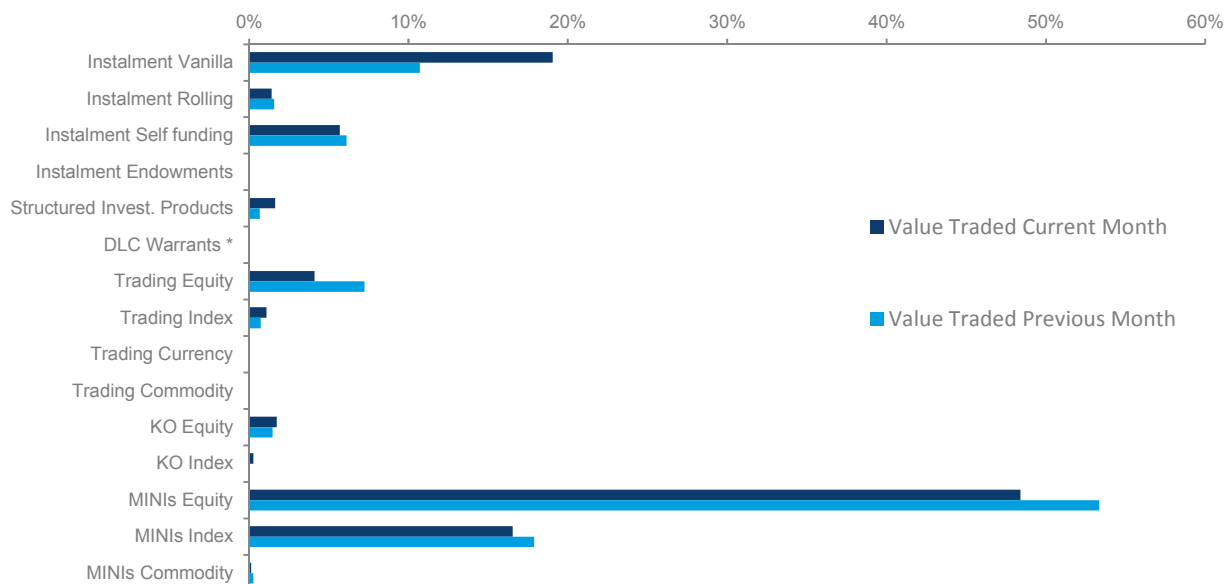


Product Type	Monthly Value Traded			Prev 12 Mnth Mkt Share
	Daily Average (in \$,000)	vs Prev 12 Mnth	Mkt Share	
Instalment Vanilla	1,256	2721.6%	19.1%	10.7%
Instalment Rolling	93	1339.2%	1.4%	1.6%
Instalment Self funding	375	1374.8%	5.7%	6.1%
Instalment Endowments	-	#DIV/0!		
Structured Invest. Prod.	107	3772.1%	1.6%	0.7%
DLC Warrants *	0	1253.5%	0.0%	0.0%
Trading Equity	271	799.2%	4.1%	7.3%
Trading Index	71	2262.3%	1.1%	0.7%
Trading Currency	-	#DIV/0!		
Trading Commodity	-	#DIV/0!		
KO Equity	113	1778.9%	1.7%	1.5%
KO Index	17	33495.1%	0.3%	0.0%
MINIs Equity	3,190	1340.0%	48.4%	53.4%
MINIs Index	1,090	1367.2%	16.5%	17.9%
MINIs Commodity	8	669.8%	0.1%	0.3%
	6,590	1487.3%		

Warrants Monthly Update - February 2017



Month of: Feb-17



Contacts

Andrew Campion

Senior Manager, Investment Products

+61 2 9227 0237

Andrew.Campion@asx.com.au

Andrew Weaver

Manager, Investment Products

+61 2 9227 0575

Andrew.Weaver@asx.com.au

Martin Dinh

Senior Product Manager,
Investment Products

+61 2 9227 0318

Martin.Dinh@asx.com.au

Karen Trau

Product Manager,
Investment Products

+61 2 9227 0254

Karen.Trau@asx.com.au

Most Activity Traded Underlying by Value this month

Underlying	Value (\$ths)	MKT%
XJO	21,776	16.5%
FMG	14,830	11.3%
CBA	11,557	8.8%
BHP	7,180	5.4%
TLS	6,422	4.9%
ANZ	5,282	4.0%
FX1	3,882	2.9%
RIO	3,742	2.8%
QBE	2,581	2.0%
WBC	2,573	2.0%
TOP10	79,825	60.6%
TOTAL	131,804	100.0%

Most Activity Traded Warrant by Value this month

Underlying	Value (\$ths)	MKT%
FMGJOA	5,618	4.26%
FMGKOD	5,618	4.26%
XJOKOE	5,310	4.03%
FX1WUA	3,882	2.95%
XJOMOX	3,358	2.55%
XJOQOT	2,753	2.09%
CBAJOU	1,874	1.42%
ANZMOP	1,581	1.20%
CBALOB	1,369	1.04%
BHPKOL	1,314	1.00%
TOP10	32,678	24.79%
TOTAL	131,804	100.00%

Information provided does not constitute financial product advice. You should obtain independent advice from an Australian financial services licensee before making any financial decisions. Although ASX Limited ABN 98 008 624 691 and its related bodies corporate ("ASX") has made every effort to ensure the accuracy of the information as at the date of publication, ASX does not give any warranty or representation as to the accuracy, reliability or completeness of the information. To the extent permitted by law, ASX and its employees, officers and contractors shall not be liable for any loss or damage arising in any way (including by way of negligence) from or in connection with any information provided or omitted or from any one acting or refraining to act in reliance on this information.

© Copyright 2017 ASX Operations Pty Limited ABN 42 004 523 782. All rights reserved 2017