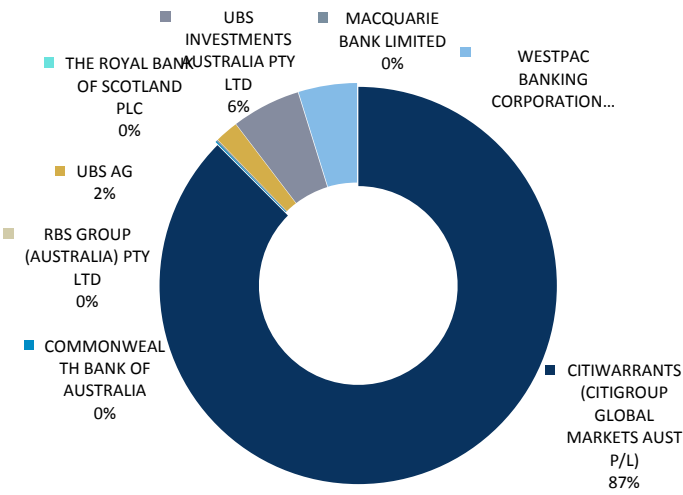


Warrants Monthly Update - January 2017

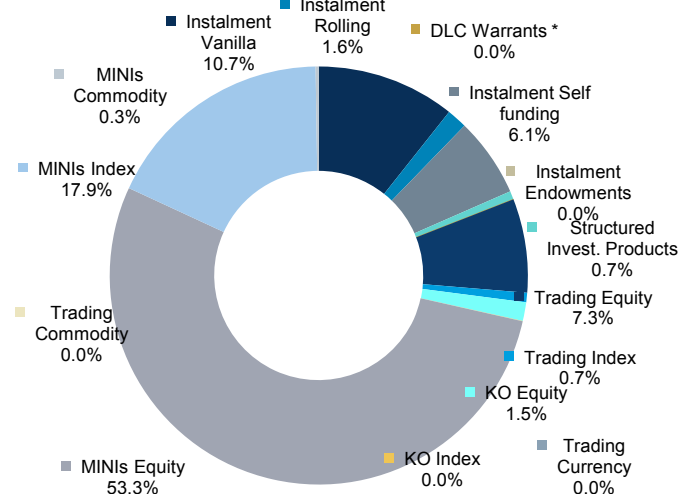


Month of: Jan-17 Trading Days: 20 Period Ending: 31-Jan

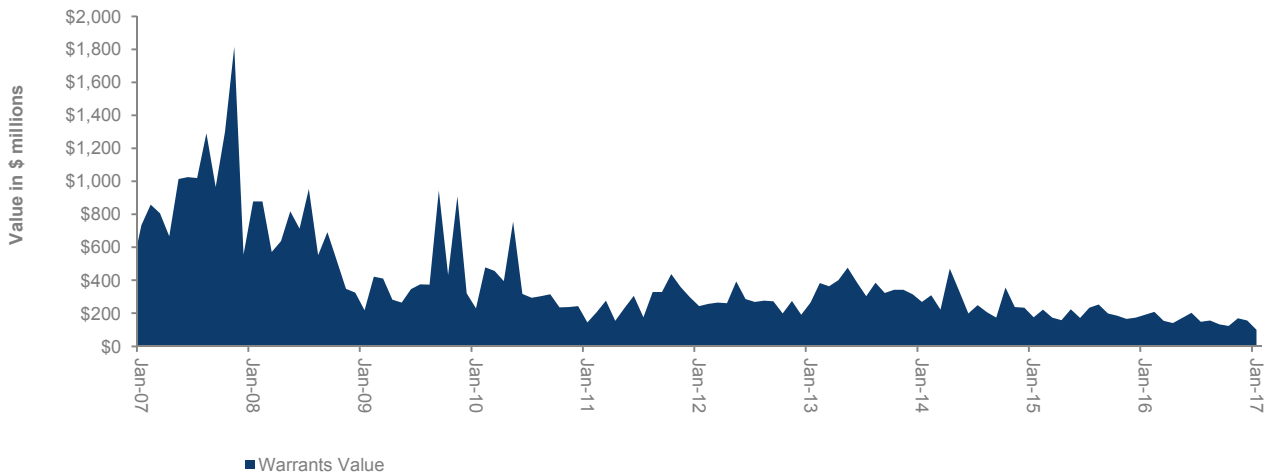
Value Traded by Issuer Current Month



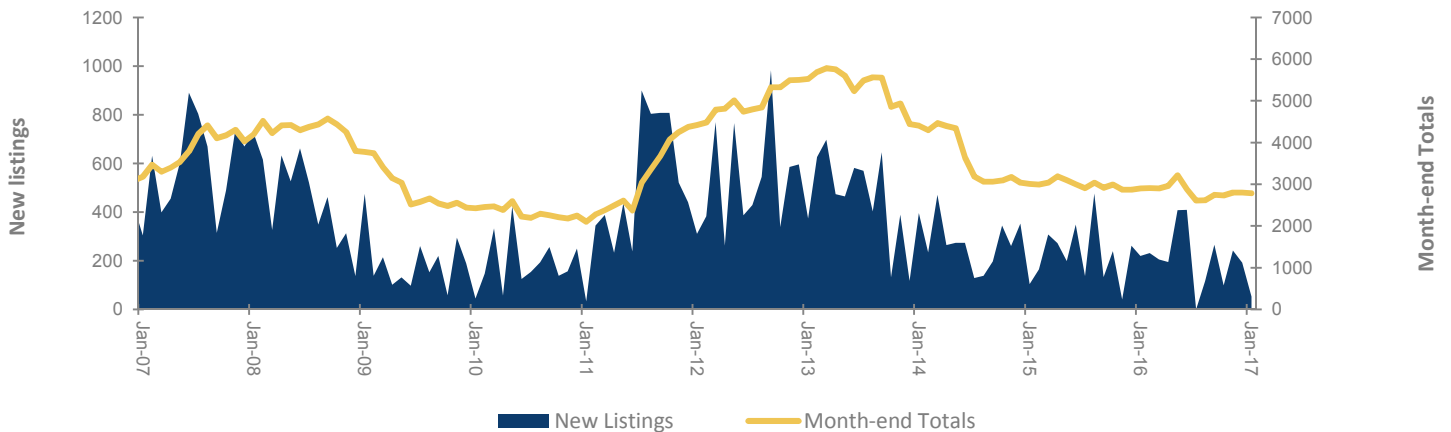
Value Traded by Product Type Current Month



Warrant Turnover - Value



Warrants - New Listings & Month-end Totals



Warrants Monthly Update - January 2017

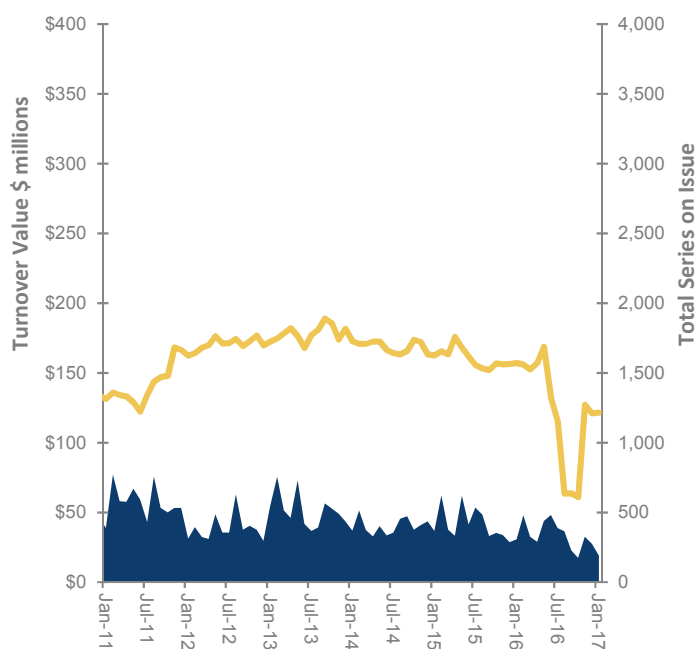


Month of: Jan-17

Warrant Type by Issuer		CITIWARRANTS	CBA	MACQUARIE	RBS	RBS PLC	UBS AG	UBS	WESTPAC	TOTAL	%
Instalments	Vanilla	268					118		23	409	14.7%
	Rolling	168	41				8			217	7.8%
	Self funding	179		52	15		190		156	592	21.2%
Endowments											
Structured Inv. Products											
DLC Warrants *				2			2			4	0.1%
Bonus Certificates		109								109	3.9%
Trading	Equity	32						2		34	1.2%
	Index	10								10	0.4%
	Currency										
	Commodity										
Knock-out	KO Equity	27								27	1.0%
	KO Index	8								8	0.3%
MINIs	Equity	1,255								1,255	45.0%
	Index	87								87	3.1%
	Commodity	34								34	1.2%
TOTAL		2,177	41	54	15		318	2	179	2,786	

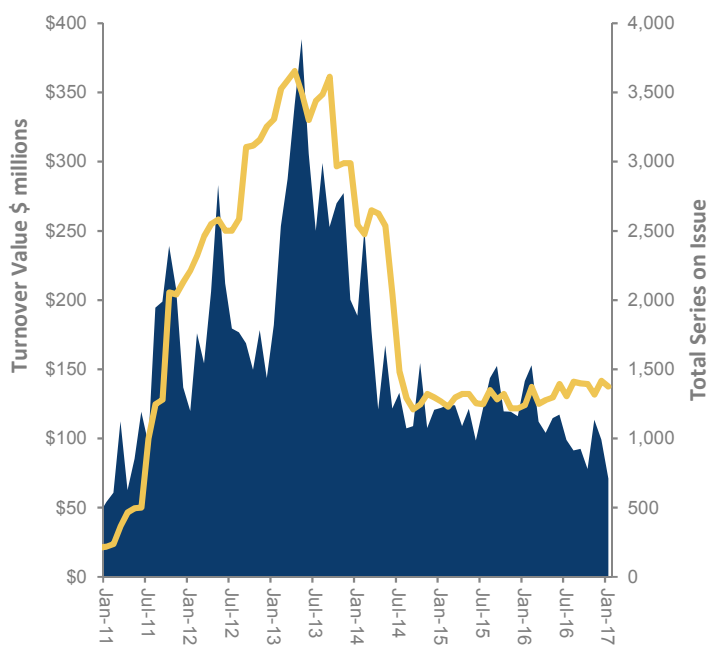
* Dual Listed Company Warrant

Instalments



Value Total on Issue

MINI's



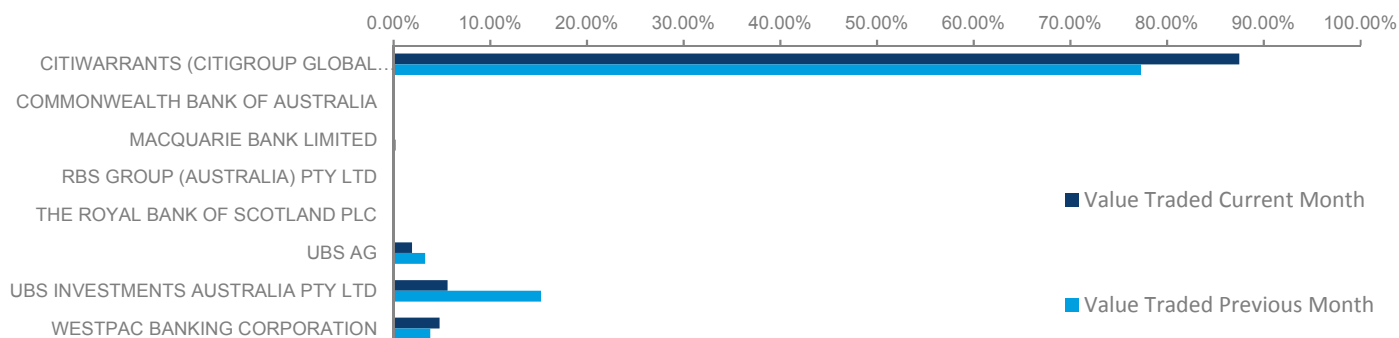
Value Traded Total on Issue

Warrants Monthly Update - January 2017



Month of: Jan-17

Issuer	Monthly Value Traded			Prev 12 Mnth Mkt Share
	Daily Average (in \$,000)	vs Prev 12 Mnth	Mkt Share	
CITIWARRANTS (CITIGROUP GLOBAL MARKET	4,359	-36.6%	87.5%	84.3%
COMMONWEALTH BANK OF AUSTRALIA	7	-77.0%	0.1%	0.4%
MACQUARIE BANK LIMITED	4	-96.6%	0.1%	1.5%
RBS GROUP (AUSTRALIA) PTY LTD	1	-95.8%	0.0%	0.3%
THE ROYAL BANK OF SCOTLAND PLC	-	-100.0%		0.1%
UBS AG	95	-56.9%	1.9%	2.7%
UBS INVESTMENTS AUSTRALIA PTY LTD	279	-48.6%	5.6%	6.7%
WESTPAC BANKING CORPORATION	238	-28.3%	4.8%	4.1%
	4,982	-38.9%		

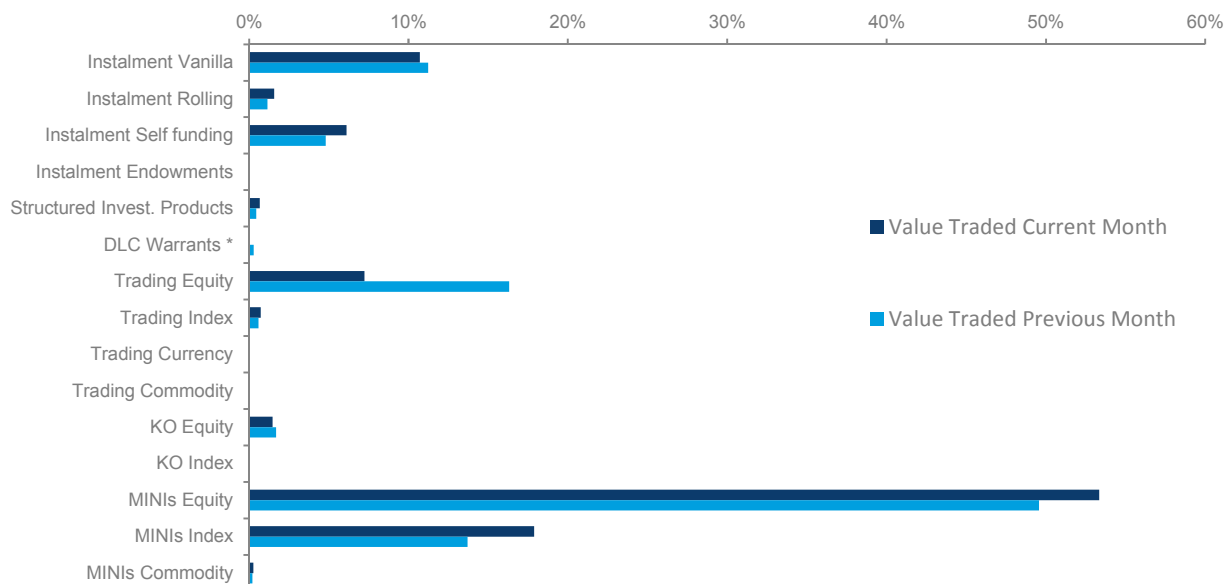


Product Type	Monthly Value Traded			Prev 12 Mnth Mkt Share
	Daily Average (in \$,000)	vs Prev 12 Mnth	Mkt Share	
Instalment Vanilla	534	-42.7%	10.7%	11.4%
Instalment Rolling	78	-44.1%	1.6%	1.7%
Instalment Self funding	305	-45.2%	6.1%	6.8%
Instalment Endowments	-	#DIV/0!		
Structured Invest. Prod.	33	-51.9%	0.7%	0.8%
DLC Warrants *	0	-99.8%	0.0%	0.3%
Trading Equity	361	-50.6%	7.3%	9.0%
Trading Index	36	-47.1%	0.7%	0.8%
Trading Currency	-	#DIV/0!		
Trading Commodity	-	#DIV/0!		
KO Equity	72	-12.7%	1.5%	1.0%
KO Index	1	-96.1%	0.0%	0.2%
MINIs Equity	2,658	-23.6%	53.3%	42.7%
MINIs Index	891	-55.4%	17.9%	24.5%
MINIs Commodity	13	-80.3%	0.3%	0.8%
	4,982	-38.9%		

Warrants Monthly Update - January 2017



Month of: Jan-17



Contacts

Andrew Campion

Senior Manager, Investment Products

+61 2 9227 0237

Andrew.Campion@asx.com.au

Andrew Weaver

Manager, Investment Products

+61 2 9227 0575

Andrew.Weaver@asx.com.au

Martin Dinh

Senior Product Manager,
Investment Products

+61 2 9227 0318

Martin.Dinh@asx.com.au

Karen Trau

Product Manager,
Investment Products

+61 2 9227 0254

Karen.Trau@asx.com.au

Most Activity Traded Underlying by Value this month

Underlying	Value (\$ths)	MKT%
XJO	16,344	16.4%
FMG	10,136	10.2%
CBA	7,578	7.6%
ANZ	6,057	6.1%
FX1	5,581	5.6%
BHP	5,242	5.3%
RIO	3,495	3.5%
TLS	3,435	3.4%
WBC	3,085	3.1%
NCM	3,040	3.1%
TOP10	63,994	64.2%
TOTAL	99,650	100.0%

Most Activity Traded Warrant by Value this month

Underlying	Value (\$ths)	MKT%
FX1WUA	5,581	5.60%
FMGKOE	4,402	4.42%
FMGKOD	4,086	4.10%
XJOKOH	3,633	3.65%
XJOQOT	3,084	3.09%
ANZMOP	2,543	2.55%
XJOKOV	1,437	1.44%
XJOMOX	1,210	1.21%
CBAIWH	1,033	1.04%
XJOKOX	980	0.98%
TOP10	27,988	28.09%
TOTAL	99,650	100.00%

Information provided does not constitute financial product advice. You should obtain independent advice from an Australian financial services licensee before making any financial decisions. Although ASX Limited ABN 98 008 624 691 and its related bodies corporate ("ASX") has made every effort to ensure the accuracy of the information as at the date of publication, ASX does not give any warranty or representation as to the accuracy, reliability or completeness of the information. To the extent permitted by law, ASX and its employees, officers and contractors shall not be liable for any loss or damage arising in any way (including by way of negligence) from or in connection with any information provided or omitted or from any one acting or refraining to act in reliance on this information.

© Copyright 2015 ASX Operations Pty Limited ABN 42 004 523 782. All rights reserved 2016