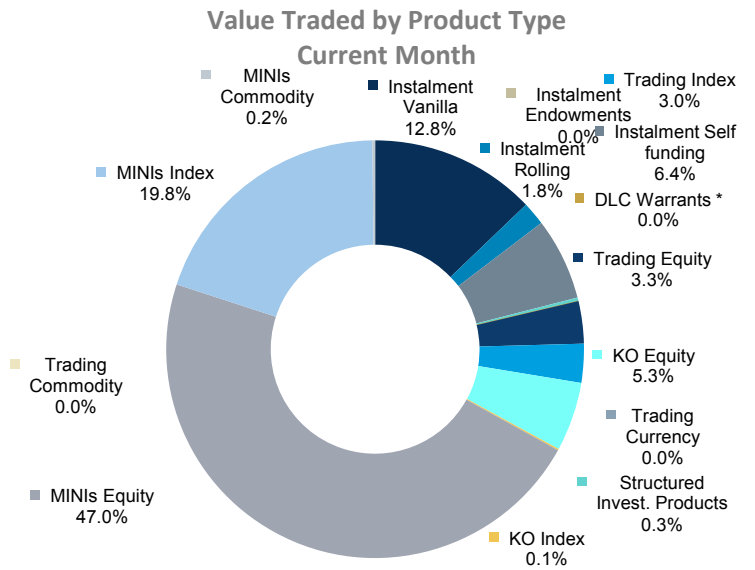
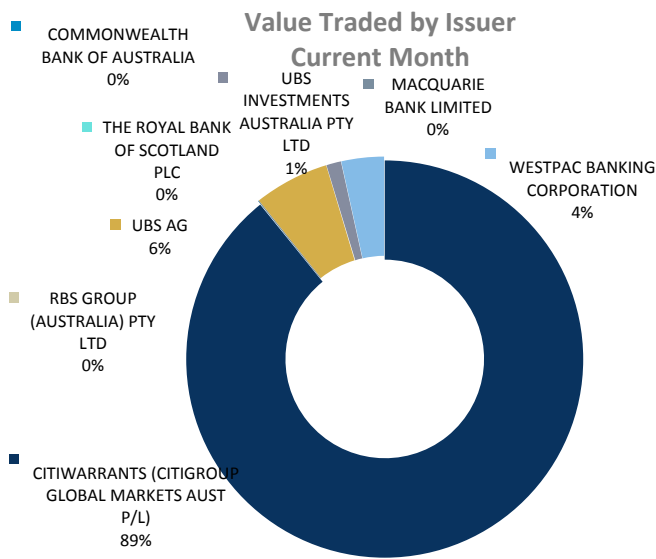


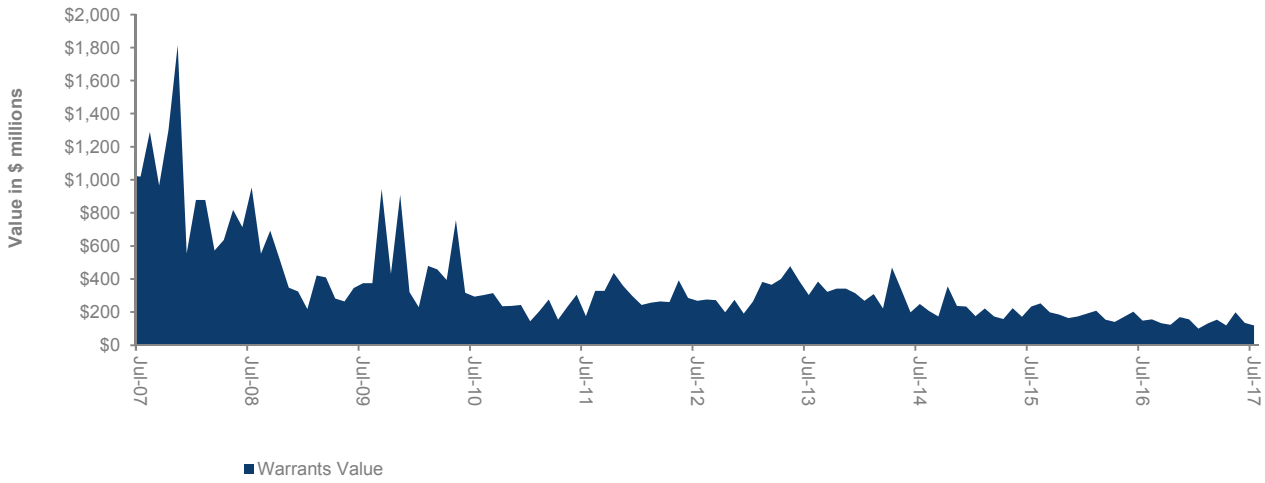
Warrants Monthly Update - July 2017



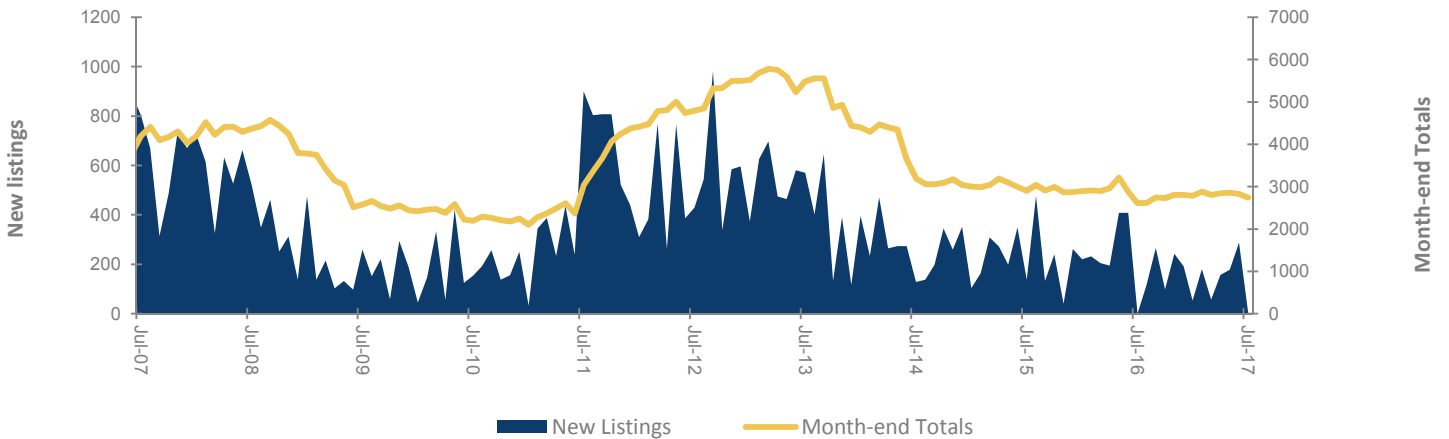
Month of: Jul-17 Trading Days: 21 Period Ending: 31-Jul



Warrant Turnover - Value



Warrants - New Listings & Month-end Totals



Warrants Monthly Update - July 2017

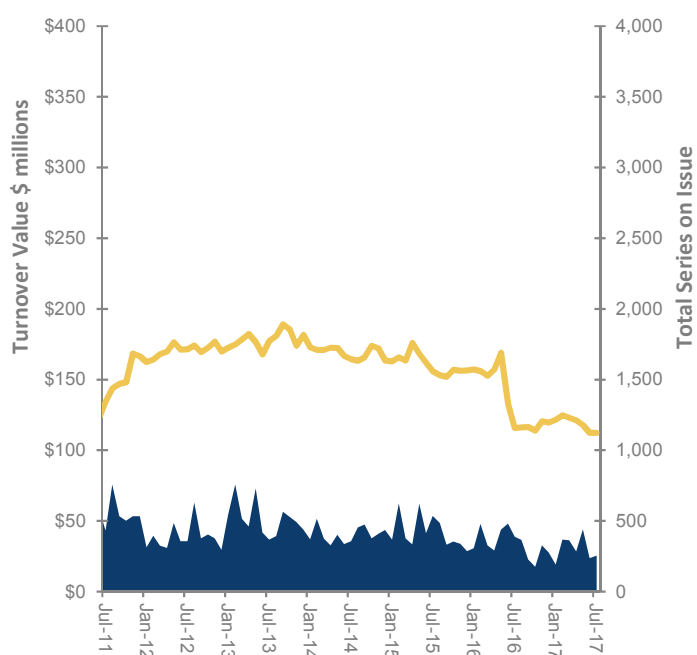


Month of: Jul-17

Warrant Type by Issuer		CITIWARRANTS	CBA	MACQUARIE	RBS	RBS PLC	UBS AG	UBS	WESTPAC	TOTAL	%
Instalments	Vanilla	256					141		14	411	15.0%
	Rolling	168	28							196	7.1%
	Self funding	183		24			184		128	519	18.9%
Endowments											
Structured Inv. Products											
DLC Warrants *				2			2			4	0.1%
Bonus Certificates		152								152	5.5%
Trading	Equity	32						2		34	1.2%
	Index	13								13	0.5%
	Currency										
	Commodity										
Knock-out	KO Equity	28								28	1.0%
	KO Index										
MINIs	Equity	1,247								1,247	45.4%
	Index	117								117	4.3%
	Commodity	25								25	0.9%
TOTAL		2,221	28	26			327	2	142	2,746	

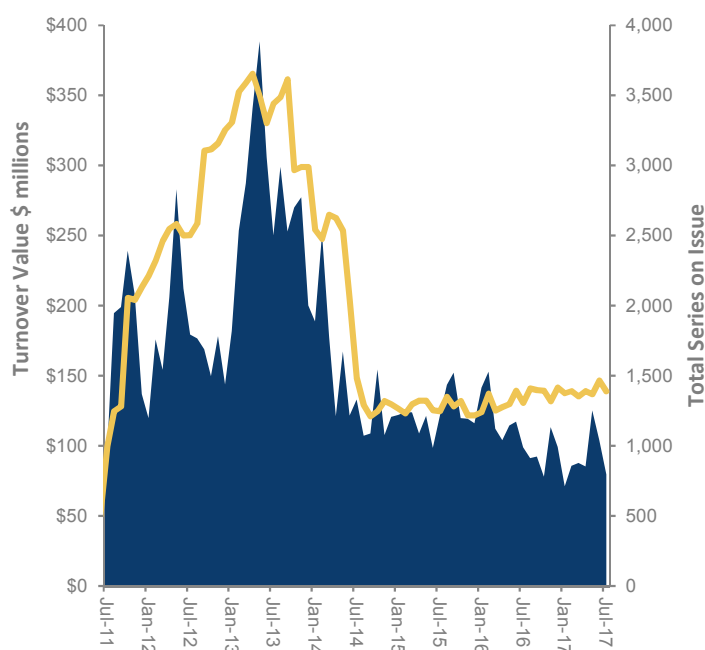
* Dual Listed Company Warrant

Instalments



Value Total on Issue

MINI's



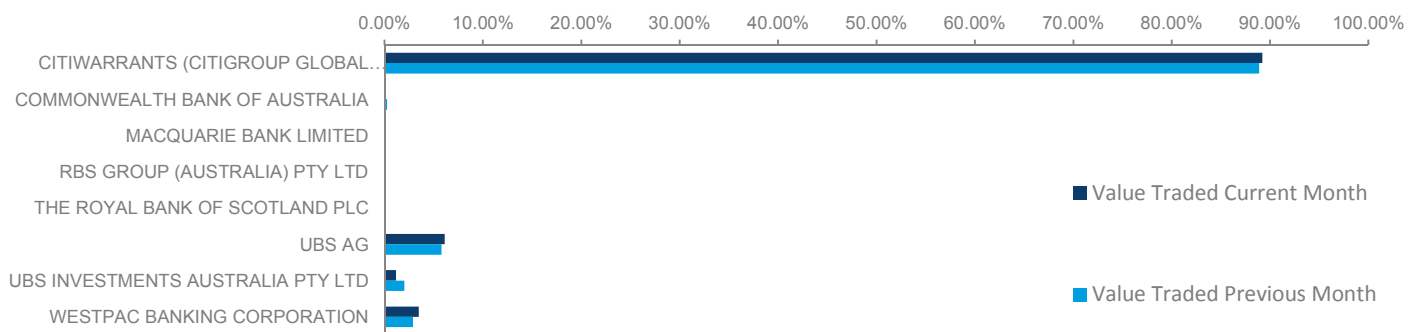
Value Traded Total on Issue

Warrants Monthly Update - July 2017



Month of: Jul-17

Issuer	Monthly Value Traded			
	Daily Average (in \$,000)	vs YTD (\$m)	Mkt Share	YTD Mkt Share
CITIWARRANTS (CITIGROUP GLOBAL MARKET	5,056	844.06	89.2%	88.1%
COMMONWEALTH BANK OF AUSTRALIA	2	1.05	0.0%	0.1%
MACQUARIE BANK LIMITED	0	0.40	0.0%	0.0%
RBS GROUP (AUSTRALIA) PTY LTD	-	0.37		0.0%
THE ROYAL BANK OF SCOTLAND PLC	-			
UBS AG	347	45.29	6.1%	4.7%
UBS INVESTMENTS AUSTRALIA PTY LTD	67	40.27	1.2%	4.2%
WESTPAC BANKING CORPORATION	197	26.59	3.5%	2.8%
	5,669	958.03		

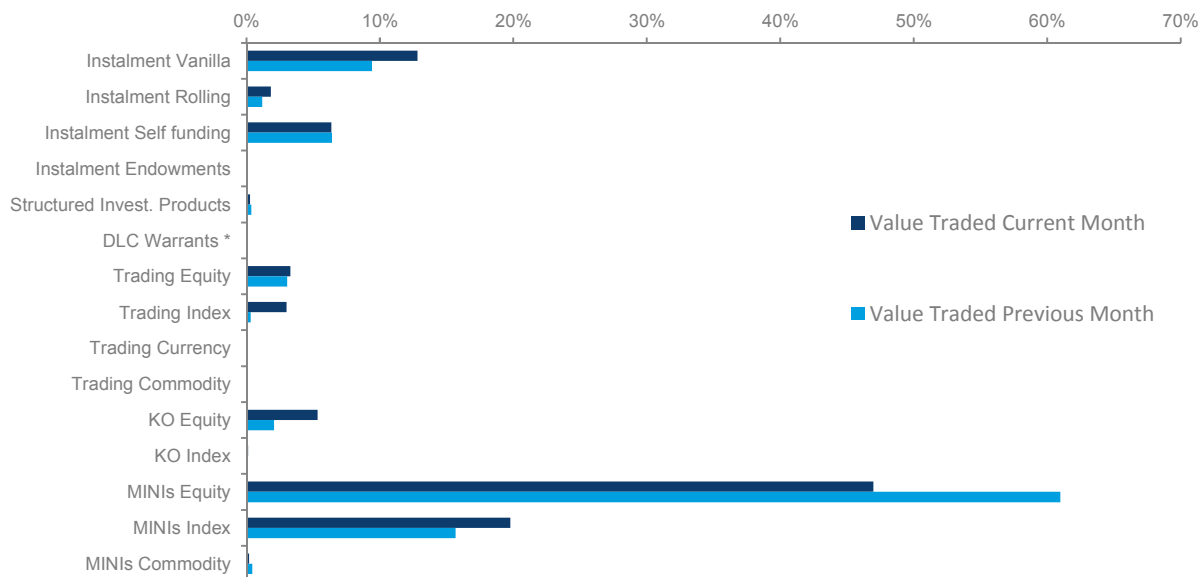


Product Type	Monthly Value Traded			Prev 12 Mnth Mkt Share
	Daily Average (in \$,000)	vs Prev 12 Mnth	Mkt Share	
Instalment Vanilla	727	43.1%	12.8%	15.3%
Instalment Rolling	104	138.4%	1.8%	1.3%
Instalment Self funding	360	118.2%	6.4%	5.0%
Instalment Endowments	-	#DIV/0!		
Structured Invest. Prod.	16	-44.2%	0.3%	0.8%
DLC Warrants *	0	119.8%	0.0%	0.0%
Trading Equity	187	-0.6%	3.3%	5.6%
Trading Index	170	367.9%	3.0%	1.1%
Trading Currency	-	#DIV/0!		
Trading Commodity	-	#DIV/0!		
KO Equity	302	186.3%	5.3%	3.2%
KO Index	7	-75.4%	0.1%	0.9%
MINIs Equity	2,663	63.9%	47.0%	48.8%
MINIs Index	1,120	89.4%	19.8%	17.8%
MINIs Commodity	12	27.0%	0.2%	0.3%
	5,669	70.3%		

Warrants Monthly Update - July 2017



Month of: Jul-17



Contacts

Andrew Campion

Senior Manager, Investment Products

+61 2 9227 0237

Andrew.Campion@asx.com.au

Andrew Weaver

Manager, Investment Products

+61 2 9227 0575

Andrew.Weaver@asx.com.au

Martin Dinh

Senior Product Manager,
Investment Products

+61 2 9227 0318

Karen Trau

Product Manager,
Investment Products

+61 2 9227 0254

Karen.Trau@asx.com.au

Most Activity Traded Underlying by Value this month

Underlying	Value (\$ths)	MKT%
XJO	26,090	21.9%
CBA	10,605	8.9%
WBC	6,476	5.4%
BHP	5,928	5.0%
ANZ	4,990	4.2%
FMG	4,424	3.7%
FXU	4,145	3.5%
WES	4,107	3.5%
AMC	4,017	3.4%
RIO	3,830	3.2%
TOP10	74,613	62.7%
TOTAL	119,044	100.0%

Most Activity Traded Warrant by Value this month

Underlying	Value (\$ths)	MKT%
XJOMOM	5,477	4.60%
XJOQOP	4,761	4.00%
AMCBOE	3,915	3.29%
XJOMOY	3,120	2.62%
WESKOH	2,943	2.47%
CBAISF	1,794	1.51%
BHPKOH	1,544	1.30%
WBCKOE	1,508	1.27%
XJOKOB	1,489	1.25%
XJOWOO	1,483	1.25%
TOP10	28,032	23.55%
TOTAL	119,044	100.00%

Information provided does not constitute financial product advice. You should obtain independent advice from an Australian financial services licensee before making any financial decisions. Although ASX Limited ABN 98 008 624 691 and its related bodies corporate ("ASX") has made every effort to ensure the accuracy of the information as at the date of publication, ASX does not give any warranty or representation as to the accuracy, reliability or completeness of the information. To the extent permitted by law, ASX and its employees, officers and contractors shall not be liable for any loss or damage arising in any way (including by way of negligence) from or in connection with any information provided or omitted or from any one acting or refraining to act in reliance on this information.

© Copyright 2017 ASX Operations Pty Limited ABN 42 004 523 782. All rights reserved 2017