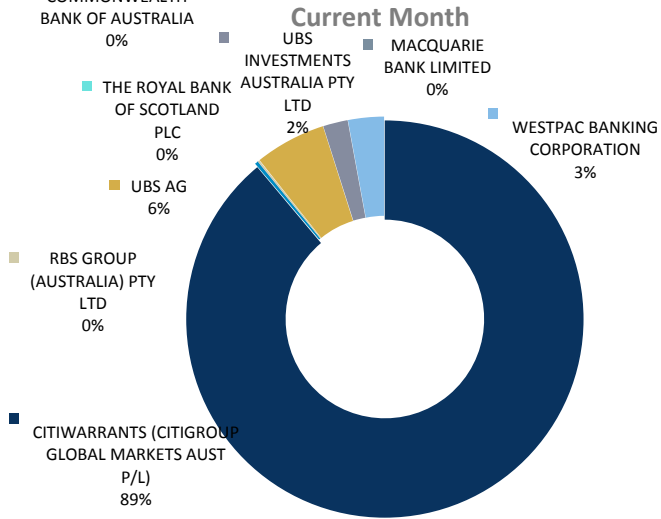


Warrants Monthly Update - June 2017

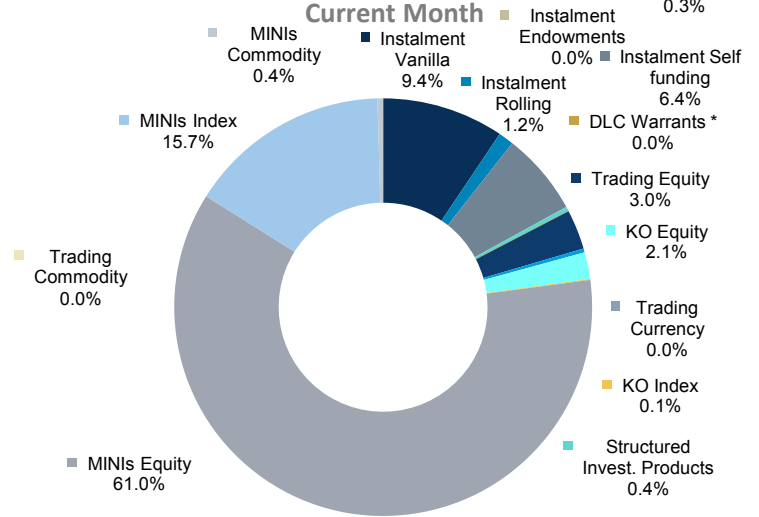


Month of: Jun-17 Trading Days: 21 Period Ending: 30-Jun

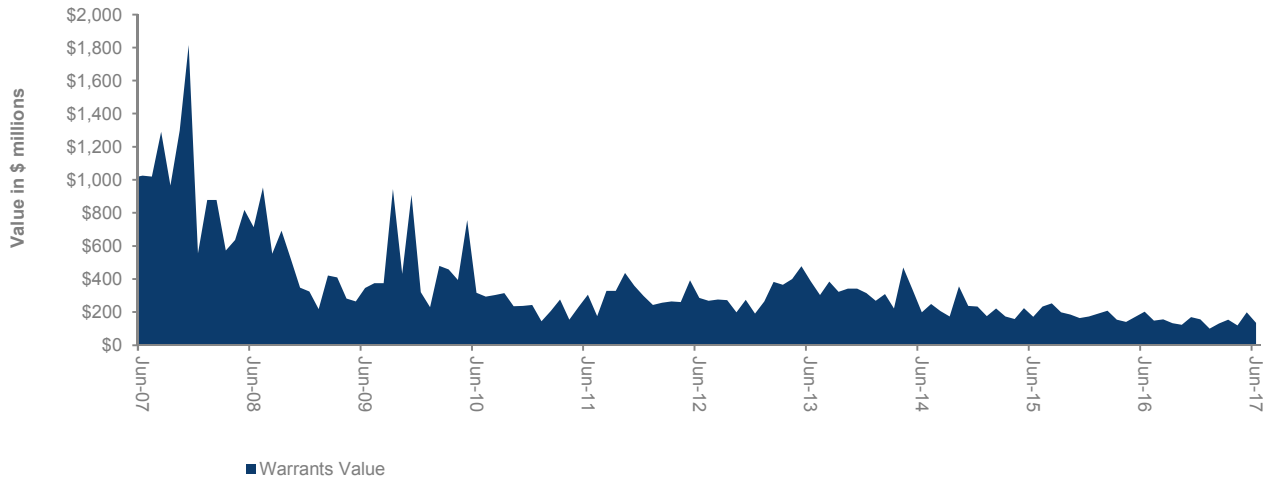
Value Traded by Issuer



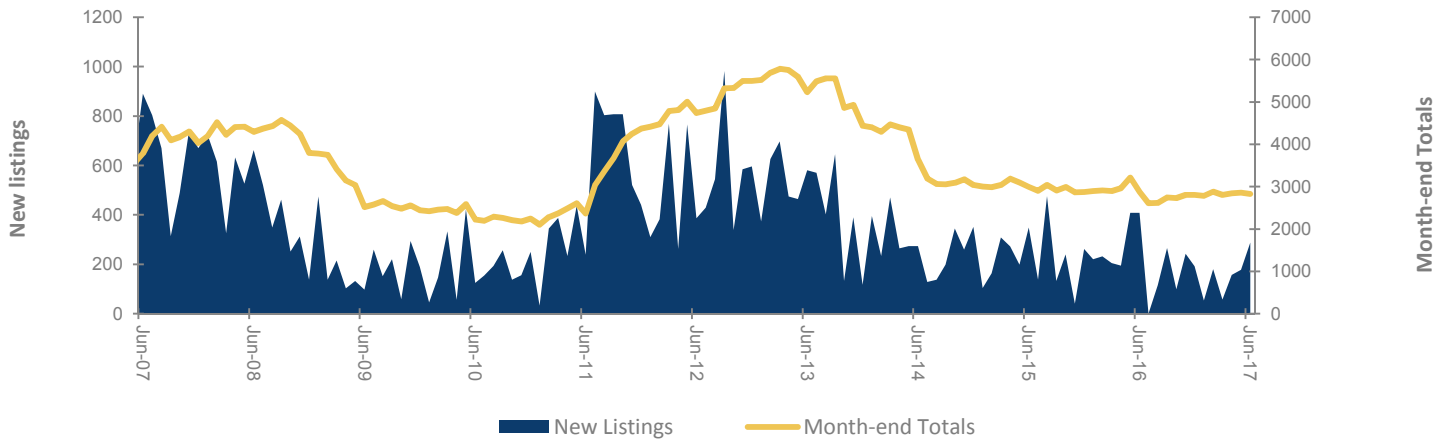
Value Traded by Product Type



Warrant Turnover - Value



Warrants - New Listings & Month-end Totals



Warrants Monthly Update - June 2017

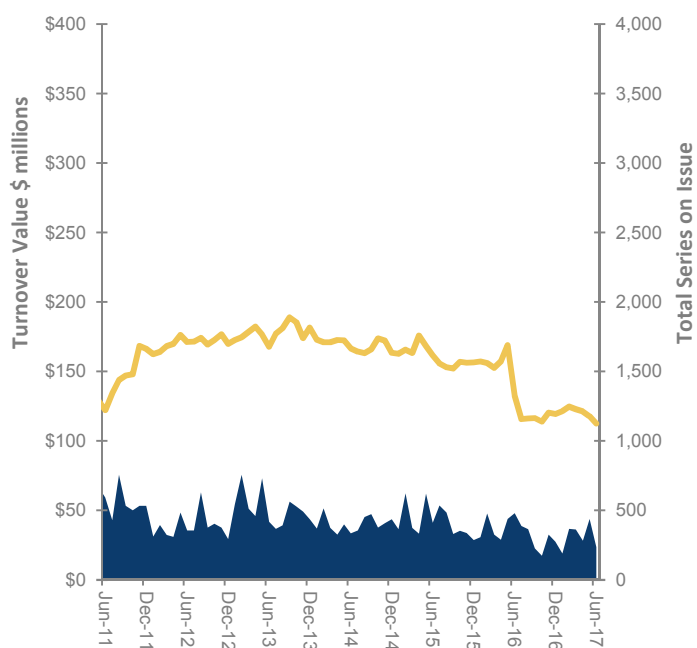


Month of: Jun-17

Warrant Type by Issuer		CITIWARRANTS	CBA	MACQUARIE	RBS	RBS PLC	UBS AG	UBS	WESTPAC	TOTAL	%
Instalments	Vanilla	257					141		14	412	14.6%
	Rolling	168	28							196	6.9%
	Self funding	183		24			184		128	519	18.4%
Endowments											
Structured Inv. Products											
DLC Warrants *				2			2			4	0.1%
Bonus Certificates		155								155	5.5%
Trading	Equity	32						2		34	1.2%
	Index	13								13	0.5%
	Currency										
	Commodity										
Knock-out	KO Equity	28								28	1.0%
	KO Index										
MINIs	Equity	1,310								1,310	46.3%
	Index	128								128	4.5%
	Commodity	28								28	1.0%
TOTAL		2,302	28	26			327	2	142	2,827	

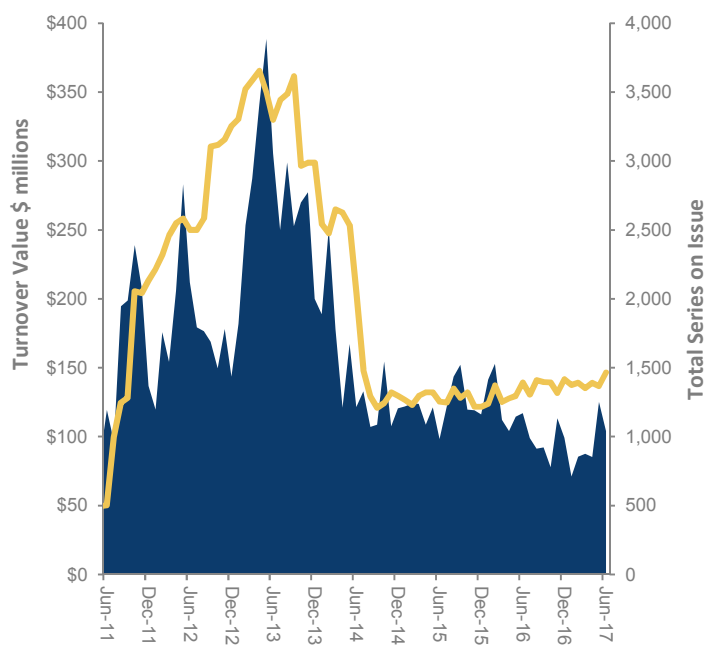
* Dual Listed Company Warrant

Instalments



Value Total on Issue

MINI's



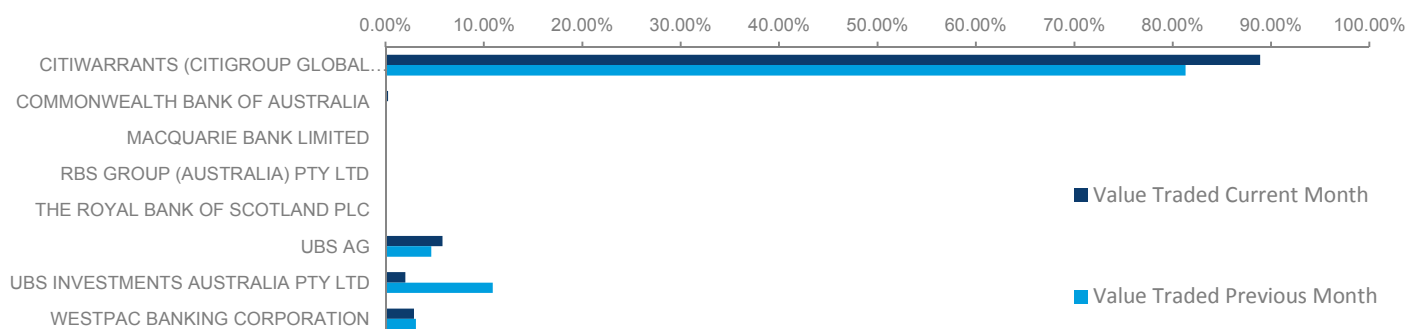
Value Traded Total on Issue

Warrants Monthly Update - June 2017



Month of: Jun-17

Issuer	Monthly Value Traded			
	Daily Average (in \$,000)	vs YTD (\$m)	Mkt Share	YTD Mkt Share
CITIWARRANTS (CITIGROUP GLOBAL MARKET	5,741	737.88	88.9%	87.9%
COMMONWEALTH BANK OF AUSTRALIA	17	1.00	0.3%	0.1%
MACQUARIE BANK LIMITED	2	0.40	0.0%	0.0%
RBS GROUP (AUSTRALIA) PTY LTD	7	0.37	0.1%	0.0%
THE ROYAL BANK OF SCOTLAND PLC	-			
UBS AG	375	38.01	5.8%	4.5%
UBS INVESTMENTS AUSTRALIA PTY LTD	130	38.87	2.0%	4.6%
WESTPAC BANKING CORPORATION	188	22.46	2.9%	2.7%
	6,459	838.99		

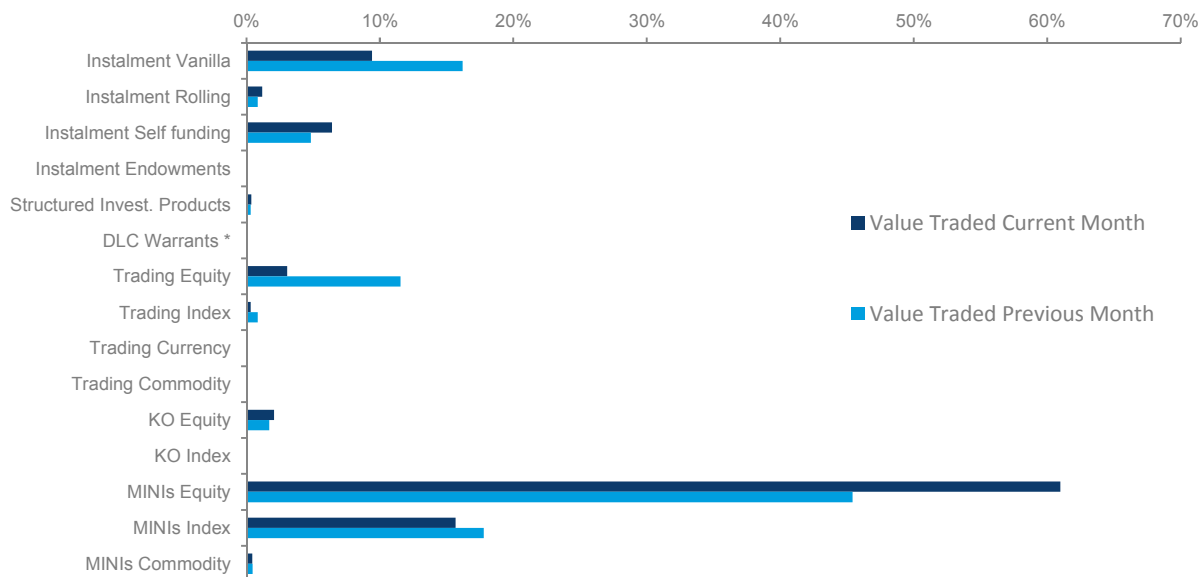


Product Type	Monthly Value Traded			Prev 12 Mnth Mkt Share
	Daily Average (in \$,000)	vs Prev 12 Mnth	Mkt Share	
Instalment Vanilla	608	33.0%	9.4%	16.4%
Instalment Rolling	77	108.0%	1.2%	1.3%
Instalment Self funding	415	217.7%	6.4%	4.7%
Instalment Endowments	-	#DIV/0!		
Structured Invest. Prod.	24	-6.2%	0.4%	0.9%
DLC Warrants *	0	115.5%	0.0%	0.0%
Trading Equity	197	15.0%	3.0%	6.1%
Trading Index	21	-39.9%	0.3%	1.2%
Trading Currency	-	#DIV/0!		
Trading Commodity	-	#DIV/0!		
KO Equity	134	41.5%	2.1%	3.4%
KO Index	5	-83.4%	0.1%	1.0%
MINIs Equity	3,939	203.8%	61.0%	46.5%
MINIs Index	1,012	99.5%	15.7%	18.2%
MINIs Commodity	28	289.3%	0.4%	0.3%
	6,459	131.4%		

Warrants Monthly Update - June 2017



Month of: Jun-17



Contacts

Andrew Campion

Senior Manager, Investment Products

+61 2 9227 0237
Andrew.Campion@asx.com.au

Andrew Weaver

Manager, Investment Products

+61 2 9227 0575
Andrew.Weaver@asx.com.au

Martin Dinh

Senior Product Manager,
Investment Products

+61 2 9227 0318

Karen Trau

Product Manager,
Investment Products

+61 2 9227 0254
Karen.Trau@asx.com.au

Most Activity Traded Underlying by Value this month

Underlying	Value (\$ths)	MKT%
FMG	25,534	18.8%
XJO	20,577	15.2%
CBA	11,041	8.1%
WBC	6,769	5.0%
BHP	6,591	4.9%
ANZ	4,640	3.4%
WES	3,355	2.5%
RIO	3,325	2.5%
SYI	3,227	2.4%
FXU	2,970	2.2%
TOP10	88,029	64.9%
TOTAL	135,644	100.0%

Most Activity Traded Warrant by Value this month

Underlying	Value (\$ths)	MKT%
FMGKOC	8,475	6.25%
FMGMOA	5,429	4.00%
XJOMOM	4,618	3.40%
FMGKOO	3,608	2.66%
XJOQOP	2,942	2.17%
SYISSB	2,875	2.12%
FX1WUA	2,727	2.01%
XJOKOM	2,551	1.88%
XJOMOY	2,500	1.84%
WBCKOE	2,478	1.83%
TOP10	38,204	28.17%
TOTAL	135,644	100.00%

Information provided does not constitute financial product advice. You should obtain independent advice from an Australian financial services licensee before making any financial decisions. Although ASX Limited ABN 98 008 624 691 and its related bodies corporate ("ASX") has made every effort to ensure the accuracy of the information as at the date of publication, ASX does not give any warranty or representation as to the accuracy, reliability or completeness of the information. To the extent permitted by law, ASX and its employees, officers and contractors shall not be liable for any loss or damage arising in any way (including by way of negligence) from or in connection with any information provided or omitted or from any one acting or refraining to act in reliance on this information.

© Copyright 2017 ASX Operations Pty Limited ABN 42 004 523 782. All rights reserved 2017