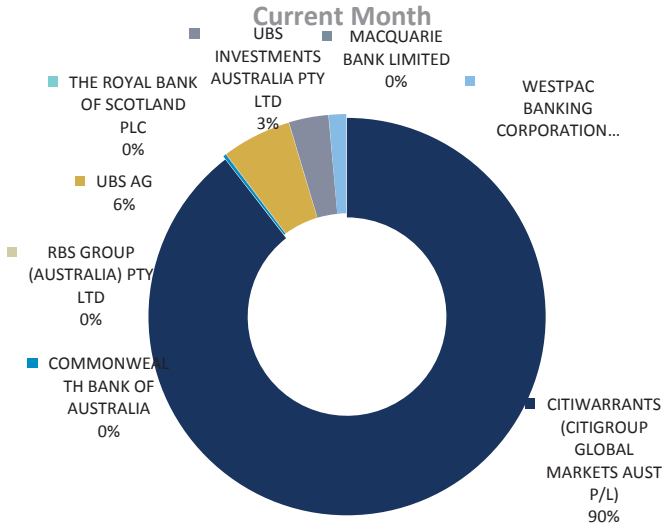


Warrants Monthly Update - March 2017

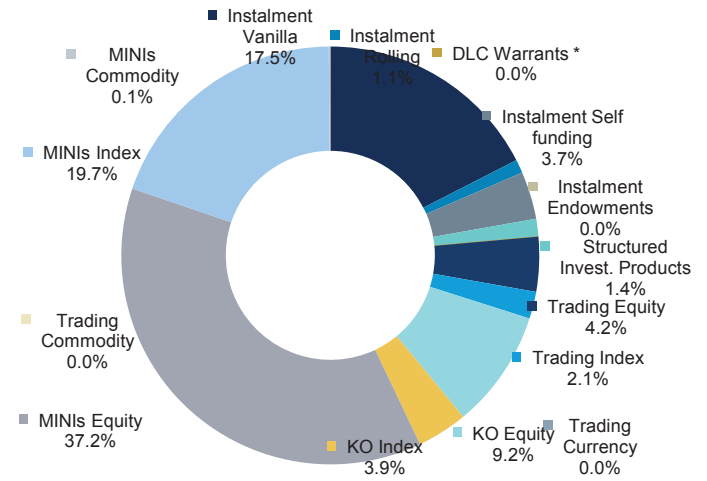


Month of: Mar-17 Trading Days: 23 Period Ending: 31-Mar

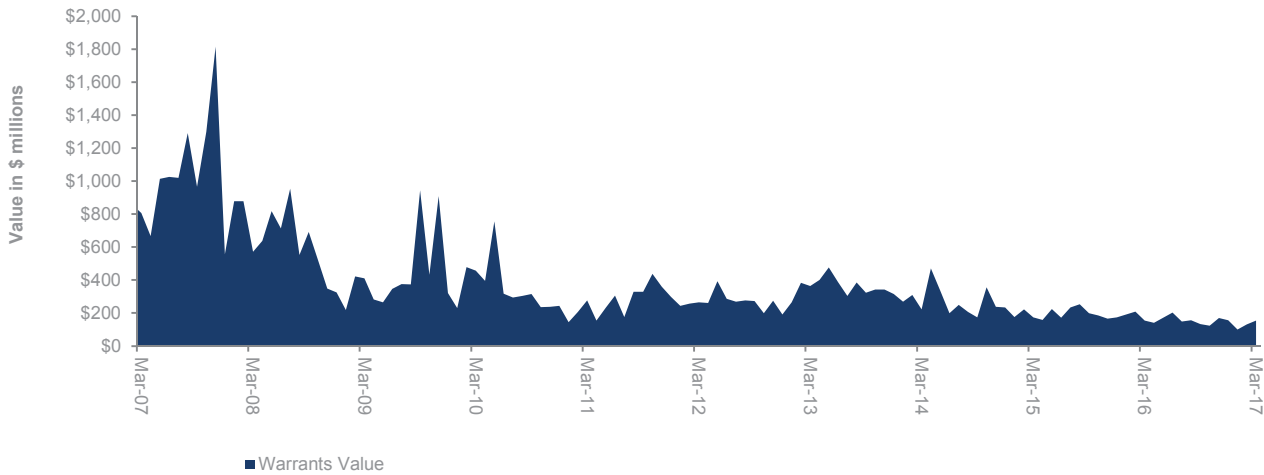
Value Traded by Issuer



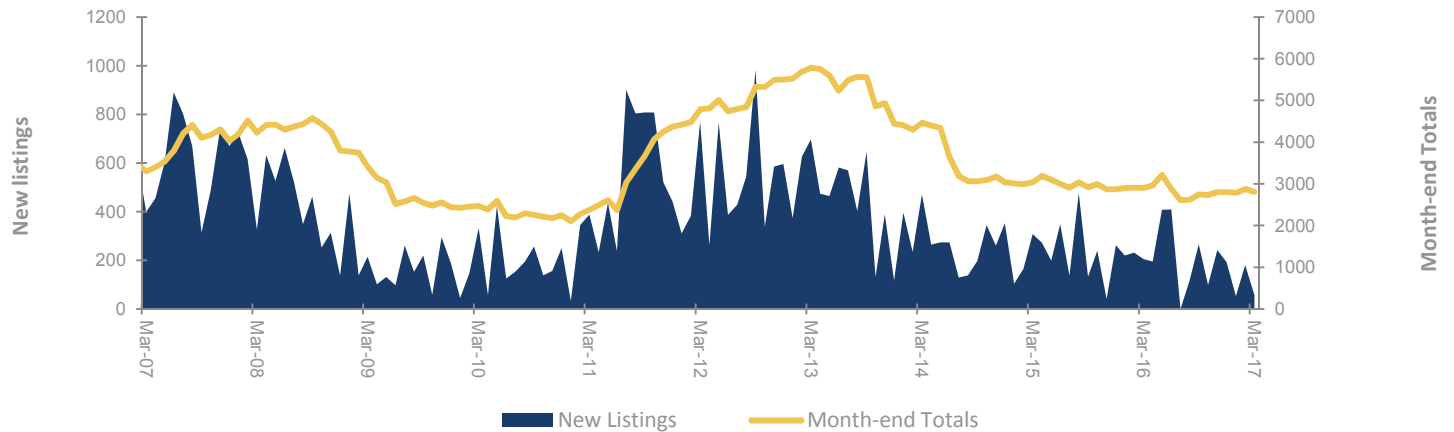
Value Traded by Product Type
Current Month



Warrant Turnover - Value



Warrants - New Listings & Month-end Totals



Warrants Monthly Update - March 2017

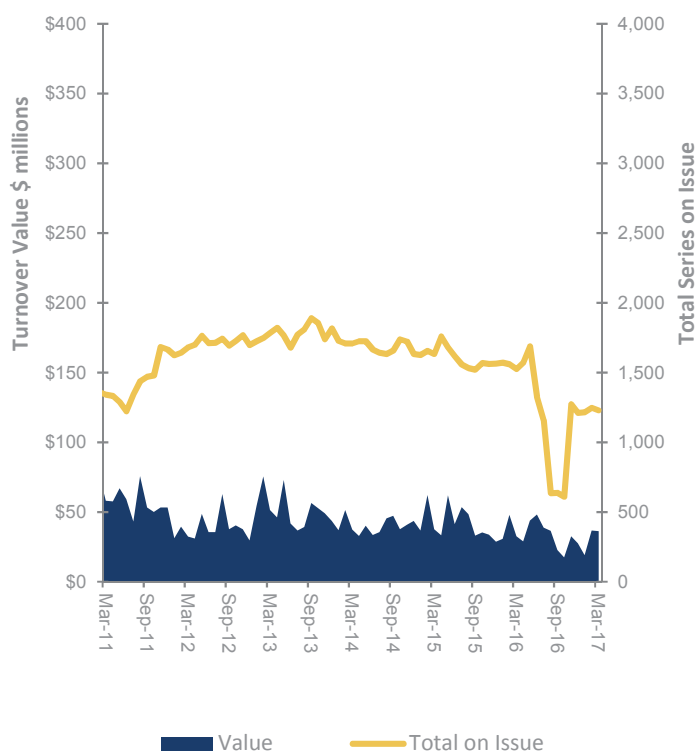


Month of: Mar-17

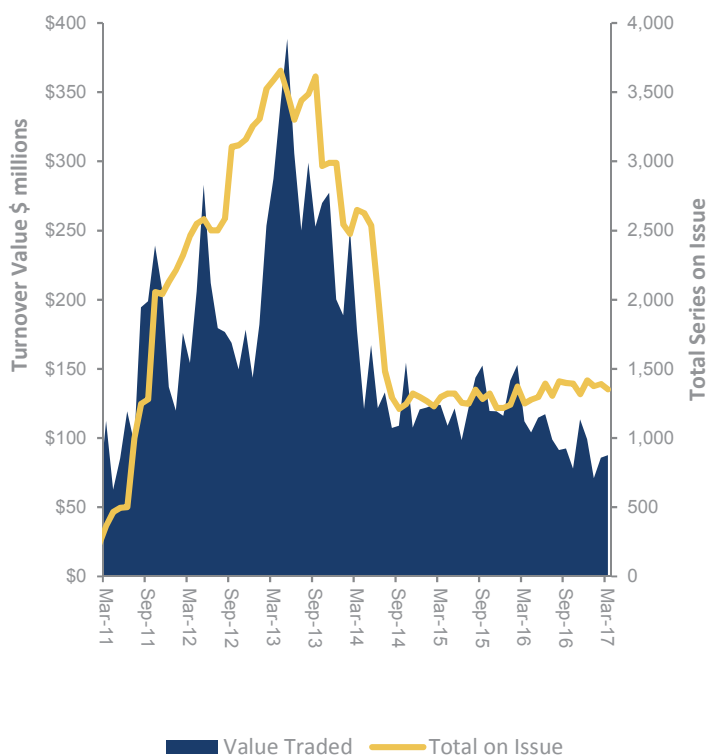
Warrant Type by Issuer		CITIWARRANTS	CBA	MACQUARIE	RBS	RBS PLC	UBS AG	UBS	WESTPAC	TOTAL	%
Instalments	Vanilla	279					134		14	427	15.2%
	Rolling	168	41				8			217	7.7%
	Self funding	180		52	15		189		152	588	20.9%
Endowments											
Structured Inv. Products											
DLC Warrants *				2			2			4	0.1%
Bonus Certificates		157								157	5.6%
Trading	Equity	32						2		34	1.2%
	Index	5								5	0.2%
	Currency										
	Commodity										
Knock-out	KO Equity	25								25	0.9%
	KO Index										
MINIs	Equity	1,208								1,208	43.0%
	Index	111								111	4.0%
	Commodity	32								32	1.1%
TOTAL		2,197	41	54	15		333	2	166	2,808	

* Dual Listed Company Warrant

Instalments



MINI's

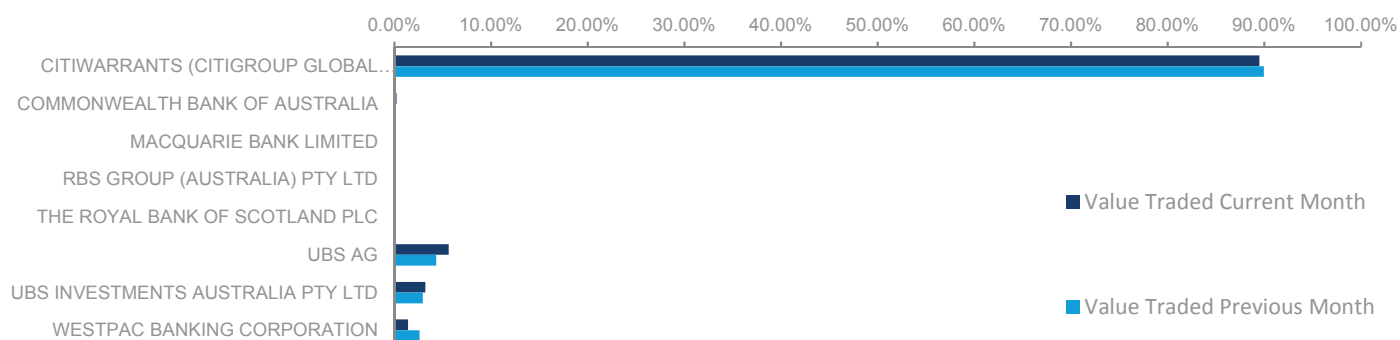


Warrants Monthly Update - March 2017



Month of: Mar-17

Issuer	Monthly Value Traded			
	Daily Average (in \$,000)	vs YTD	Mkt Share	YTD Mkt Share
CITIWARRANTS (CITIGROUP GLOBAL MARKET	5,992	20.4%	89.5%	89.1%
COMMONWEALTH BANK OF AUSTRALIA	15	98.6%	0.2%	0.1%
MACQUARIE BANK LIMITED	2	-14.9%	0.0%	0.0%
RBS GROUP (AUSTRALIA) PTY LTD	-	-100.0%		0.0%
THE ROYAL BANK OF SCOTLAND PLC	-	#DIV/0!		
UBS AG	376	59.4%	5.6%	4.2%
UBS INVESTMENTS AUSTRALIA PTY LTD	215	2.8%	3.2%	3.7%
WESTPAC BANKING CORPORATION	95	-36.9%	1.4%	2.7%
	6,695	19.9%		

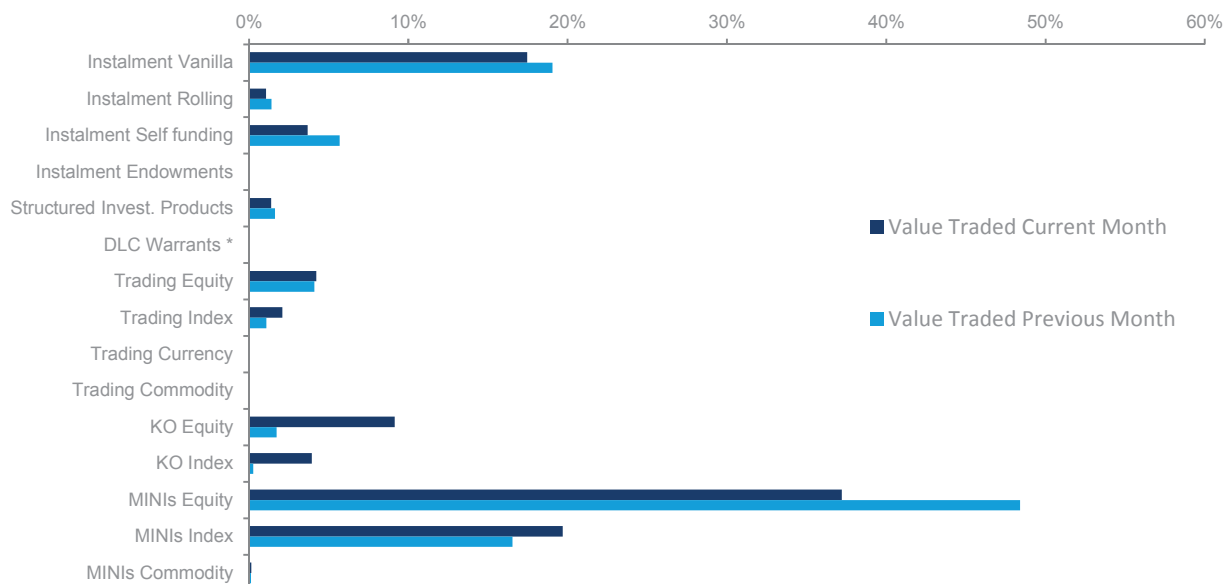


Product Type	Monthly Value Traded			Prev 12 Mnth Mkt Share
	Daily Average (in \$,000)	vs Prev 12 Mnth	Mkt Share	
Instalment Vanilla	1,169	801.2%	17.5%	15.5%
Instalment Rolling	71	472.0%	1.1%	1.5%
Instalment Self funding	246	398.1%	3.7%	5.9%
Instalment Endowments	-	#DIV/0!		
Structured Invest. Prod.	92	812.8%	1.4%	1.2%
DLC Warrants *	0	295.6%	0.0%	0.0%
Trading Equity	283	517.2%	4.2%	5.5%
Trading Index	140	1709.9%	2.1%	0.9%
Trading Currency	-	#DIV/0!		
Trading Commodity	-	#DIV/0!		
KO Equity	613	4455.3%	9.2%	1.6%
KO Index	263	20369.9%	3.9%	0.2%
MINIs Equity	2,492	488.1%	37.2%	50.5%
MINIs Index	1,319	818.6%	19.7%	17.1%
MINIs Commodity	9	480.1%	0.1%	0.2%
	6,695	698.4%		

Warrants Monthly Update - March 2017



Month of: Mar-17



Contacts

Andrew Campion

Senior Manager, Investment Products

+61 2 9227 0237

Andrew.Campion@asx.com.au

Andrew Weaver

Manager, Investment Products

+61 2 9227 0575

Andrew.Weaver@asx.com.au

Martin Dinh

Senior Product Manager,
Investment Products

+61 2 9227 0318

Martin.Dinh@asx.com.au

Karen Trau

Product Manager,
Investment Products

+61 2 9227 0254

Karen.Trau@asx.com.au

Most Activity Traded Underlying by Value this month

Underlying	Value (\$ths)	MKT%
XJO	37,009	24.0%
CBA	17,214	11.2%
TLS	8,810	5.7%
BHP	8,653	5.6%
ANZ	8,456	5.5%
WBC	6,804	4.4%
WFD	5,688	3.7%
FX1	4,934	3.2%
NAB	4,722	3.1%
RIO	3,626	2.4%
TOP10	105,915	68.8%
TOTAL	153,990	100.0%

Most Activity Traded Warrant by Value this month

Underlying	Value (\$ths)	MKT%
XJOKOE	10,163	6.60%
XJOKOY	6,057	3.93%
XJOBOK	6,000	3.90%
TLSBOJ	5,797	3.76%
WFDBOI	5,269	3.42%
FX1WUA	4,934	3.20%
CBAKOU	3,964	2.57%
XJOQOT	3,780	2.45%
XJOKOX	3,629	2.36%
CBAJOH	3,217	2.09%
TOP10	52,810	34.29%
TOTAL	153,990	100.00%

Information provided does not constitute financial product advice. You should obtain independent advice from an Australian financial services licensee before making any financial decisions. Although ASX Limited ABN 98 008 624 691 and its related bodies corporate ("ASX") has made every effort to ensure the accuracy of the information as at the date of publication, ASX does not give any warranty or representation as to the accuracy, reliability or completeness of the information. To the extent permitted by law, ASX and its employees, officers and contractors shall not be liable for any loss or damage arising in any way (including by way of negligence) from or in connection with any information provided or omitted or from any one acting or refraining to act in reliance on this information.

© Copyright 2017 ASX Operations Pty Limited ABN 42 004 523 782. All rights reserved 2017