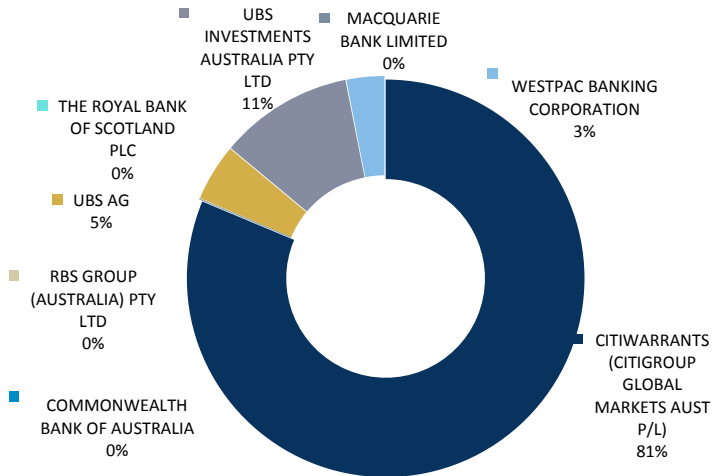


Warrants Monthly Update - May 2017

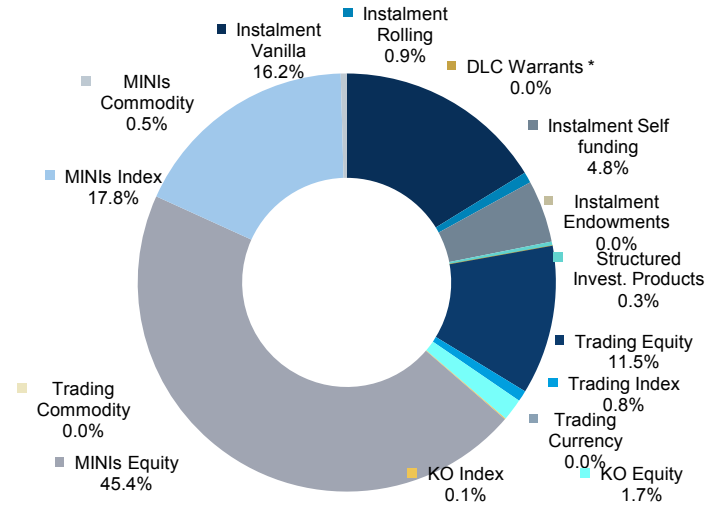


Month of: May-17 Trading Days: 23 Period Ending: 31-May

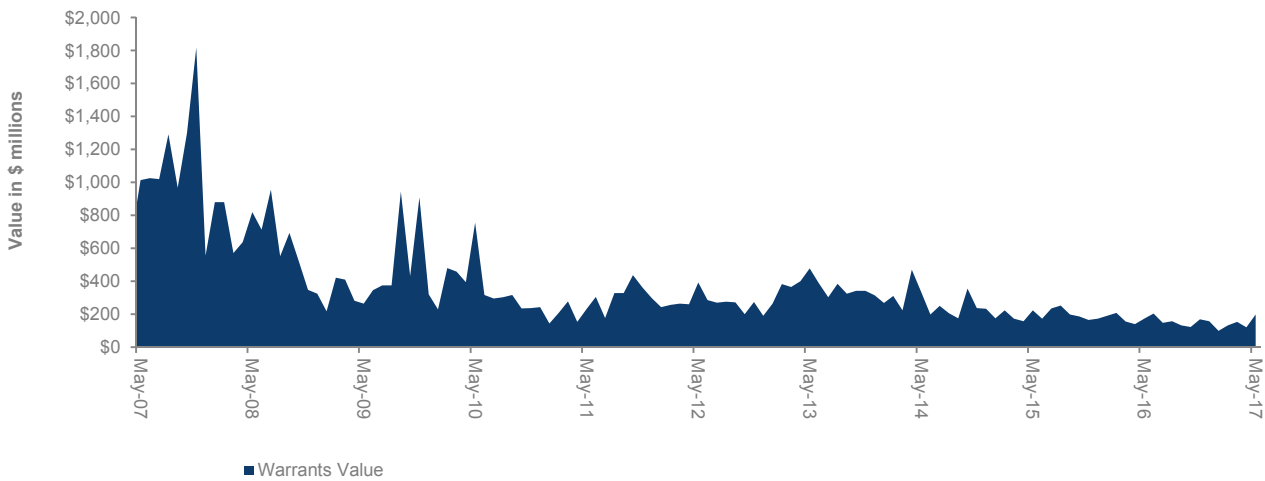
Value Traded by Issuer
Current Month



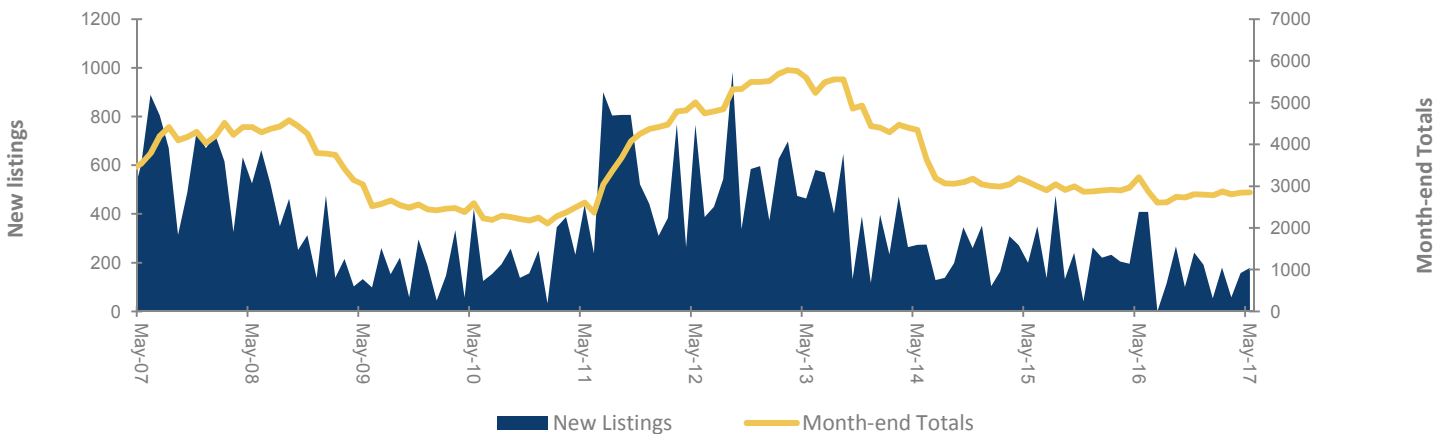
Value Traded by Product Type
Current Month



Warrant Turnover - Value



Warrants - New Listings & Month-end Totals



Warrants Monthly Update - May 2017

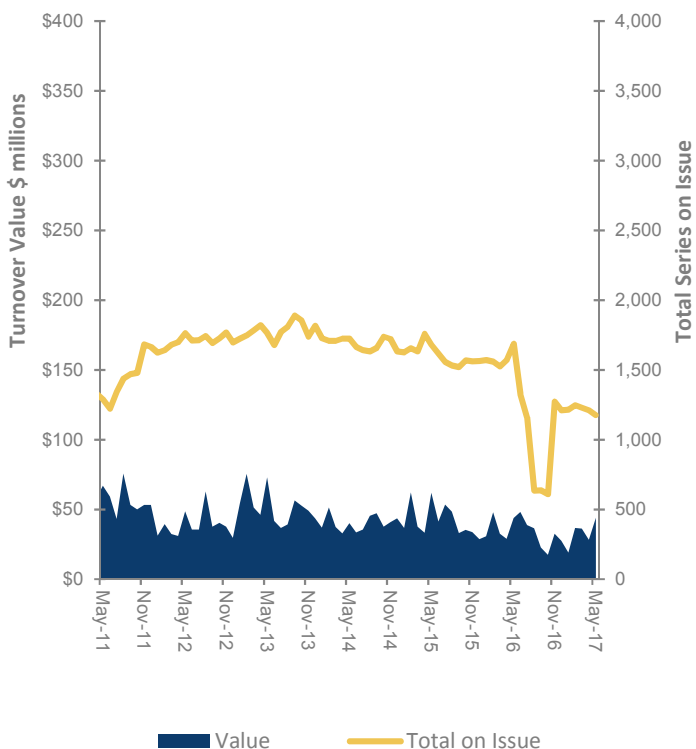


Month of: May-17

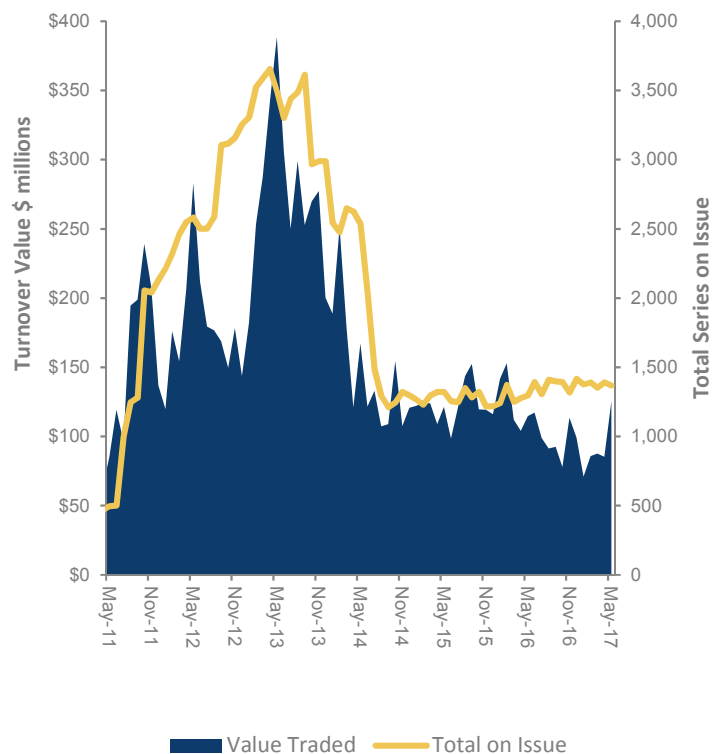
Warrant Type by Issuer		CITIWARRANTS	CBA	MACQUARIE	RBS	RBS PLC	UBS AG	UBS	WESTPAC	TOTAL	%
Instalments	Vanilla	269					129		14	412	14.4%
	Rolling	168	34				8			210	7.3%
	Self funding	180		50	14		163		151	558	19.5%
Endowments											
Structured Inv. Products											
DLC Warrants *				2			2			4	0.1%
Bonus Certificates		165								165	5.8%
Trading	Equity	64						2		66	2.3%
	Index	23								23	0.8%
	Currency										
	Commodity										
Knock-out	KO Equity	52								52	1.8%
	KO Index										
MINIs	Equity	1,238								1,238	43.3%
	Index	102								102	3.6%
	Commodity	28								28	1.0%
TOTAL		2,289	34	52	14		302	2	165	2,858	

* Dual Listed Company Warrant

Instalments



MINI's

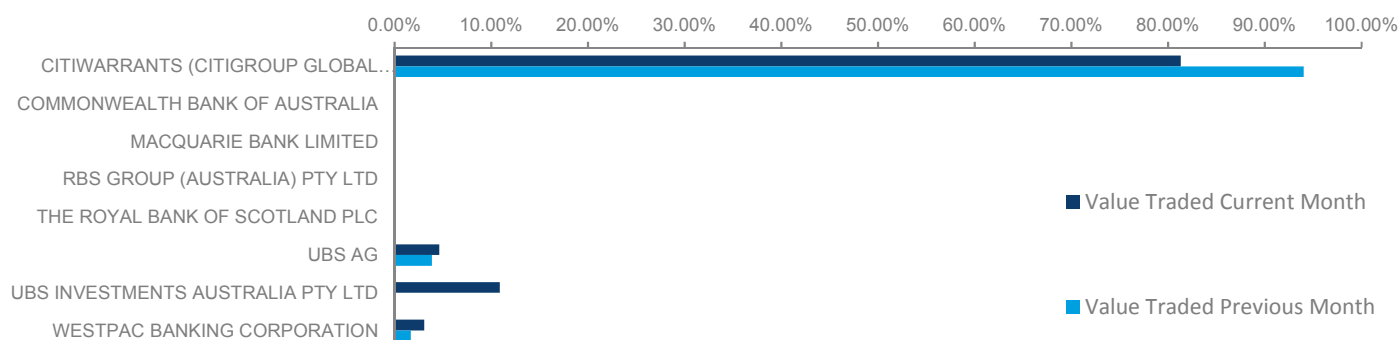


Warrants Monthly Update - May 2017



Month of: May-17

Issuer	Monthly Value Traded			
	Daily Average (in \$,000)	vs YTD	Mkt Share	YTD Mkt Share
CITIWARRANTS (CITIGROUP GLOBAL MARKET	7,000	#DIV/0!	81.3%	87.8%
COMMONWEALTH BANK OF AUSTRALIA	1	#DIV/0!	0.0%	0.1%
MACQUARIE BANK LIMITED	1	#DIV/0!	0.0%	0.1%
RBS GROUP (AUSTRALIA) PTY LTD	3	#DIV/0!	0.0%	0.0%
THE ROYAL BANK OF SCOTLAND PLC	-	#DIV/0!		
UBS AG	400	#DIV/0!	4.6%	4.3%
UBS INVESTMENTS AUSTRALIA PTY LTD	938	#DIV/0!	10.9%	5.1%
WESTPAC BANKING CORPORATION	264	#DIV/0!	3.1%	2.6%
	8,608	#DIV/0!		

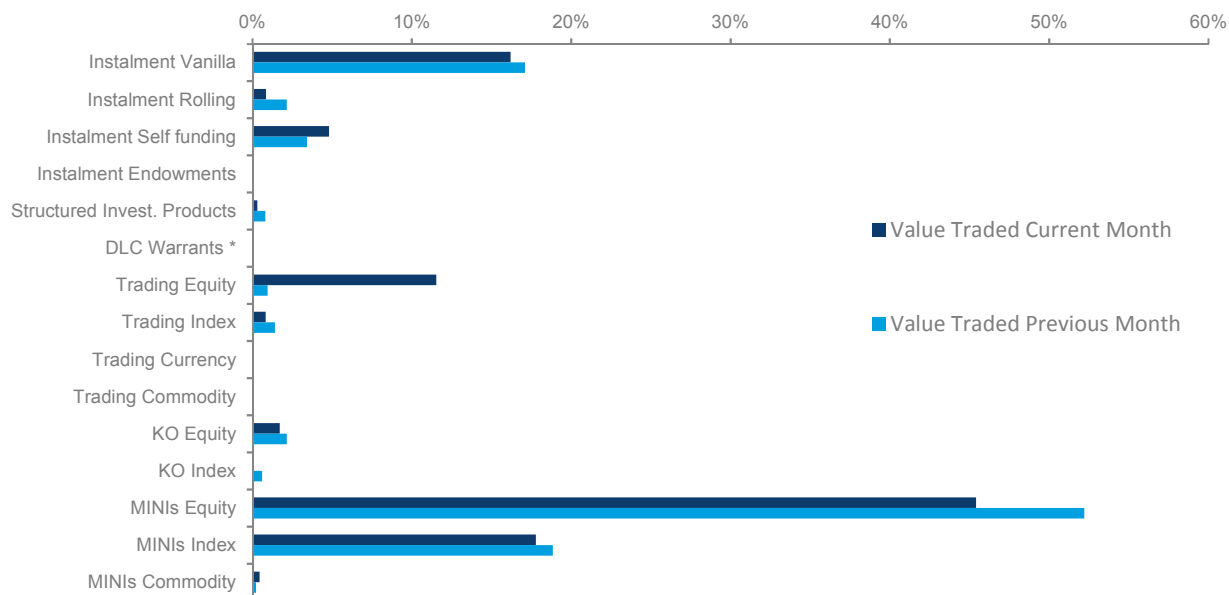


Product Type	Monthly Value Traded			
	Daily Average (in \$,000)	vs Prev 12 Mnth	Mkt Share	Prev 12 Mnth Mkt Share
Instalment Vanilla	1,394	362.4%	16.2%	16.5%
Instalment Rolling	74	166.9%	0.9%	1.5%
Instalment Self funding	415	390.1%	4.8%	4.6%
Instalment Endowments	-	#DIV/0!		
Structured Invest. Prod.	27	27.1%	0.3%	1.2%
DLC Warrants *	0	165.5%	0.0%	0.0%
Trading Equity	993	1250.0%	11.5%	4.0%
Trading Index	72	183.4%	0.8%	1.4%
Trading Currency	-	#DIV/0!		
Trading Commodity	-	#DIV/0!		
KO Equity	147	99.3%	1.7%	4.0%
KO Index	4	-83.2%	0.1%	1.4%
MINIs Equity	3,909	355.5%	45.4%	46.9%
MINIs Index	1,532	356.6%	17.8%	18.3%
MINIs Commodity	40	1115.2%	0.5%	0.2%
	8,608	370.1%		

Warrants Monthly Update - May 2017



Month of: May-17



Contacts

Andrew Campion

Senior Manager, Investment Products

+61 2 9227 0237
Andrew.Campion@asx.com.au

Andrew Weaver

Manager, Investment Products

+61 2 9227 0575
Andrew.Weaver@asx.com.au

Martin Dinh

Senior Product Manager,
Investment Products

+61 2 9227 0318
Martin.Dinh@asx.com.au

Karen Trau

Product Manager,
Investment Products

+61 2 9227 0254
Karen.Trau@asx.com.au

Most Activity Traded Underlying by Value this month

Underlying	Value (\$ths)	MKT%
XJO	35,325	17.8%
FMG	29,811	15.1%
FX1	21,571	10.9%
CBA	16,661	8.4%
ANZ	11,805	6.0%
WBC	10,707	5.4%
NAB	9,762	4.9%
RIO	6,678	3.4%
BHP	5,546	2.8%
SYI	4,543	2.3%
TOP10	152,408	77.0%
TOTAL	197,977	100.0%

Most Activity Traded Warrant by Value this month

Underlying	Value (\$ths)	MKT%
FX1WUA	21,571	10.90%
XJOMOY	8,351	4.22%
XJOMOE	8,009	4.05%
FMGJOB	7,776	3.93%
XJOKOM	5,238	2.65%
FMGKOG	4,668	2.36%
SYISSB	4,096	2.07%
FMGKOM	3,617	1.83%
CBAIWH	3,228	1.63%
ANZJOZ	3,221	1.63%
TOP10	69,776	35.24%
TOTAL	197,977	100.00%

Information provided does not constitute financial product advice. You should obtain independent advice from an Australian financial services licensee before making any financial decisions. Although ASX Limited ABN 98 008 624 691 and its related bodies corporate ("ASX") has made every effort to ensure the accuracy of the information as at the date of publication, ASX does not give any warranty or representation as to the accuracy, reliability or completeness of the information. To the extent permitted by law, ASX and its employees, officers and contractors shall not be liable for any loss or damage arising in any way (including by way of negligence) from or in connection with any information provided or omitted or from any one acting or refraining to act in reliance on this information.

© Copyright 2017 ASX Operations Pty Limited ABN 42 004 523 782. All rights reserved 2017