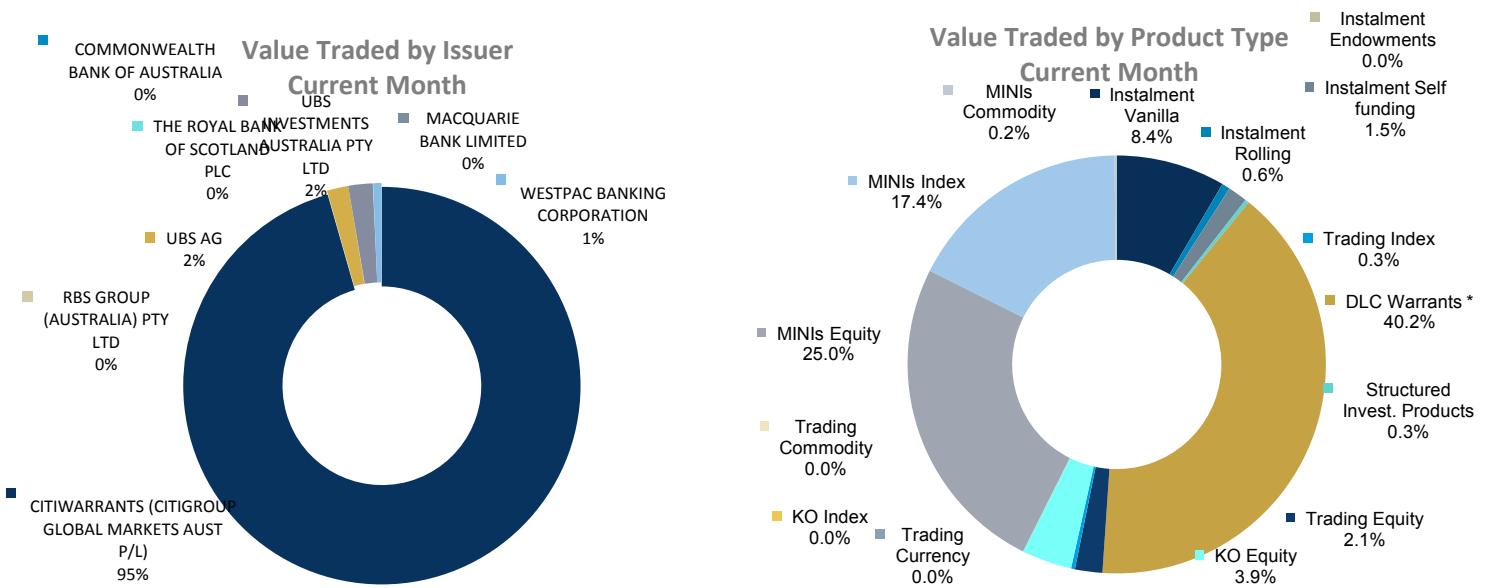


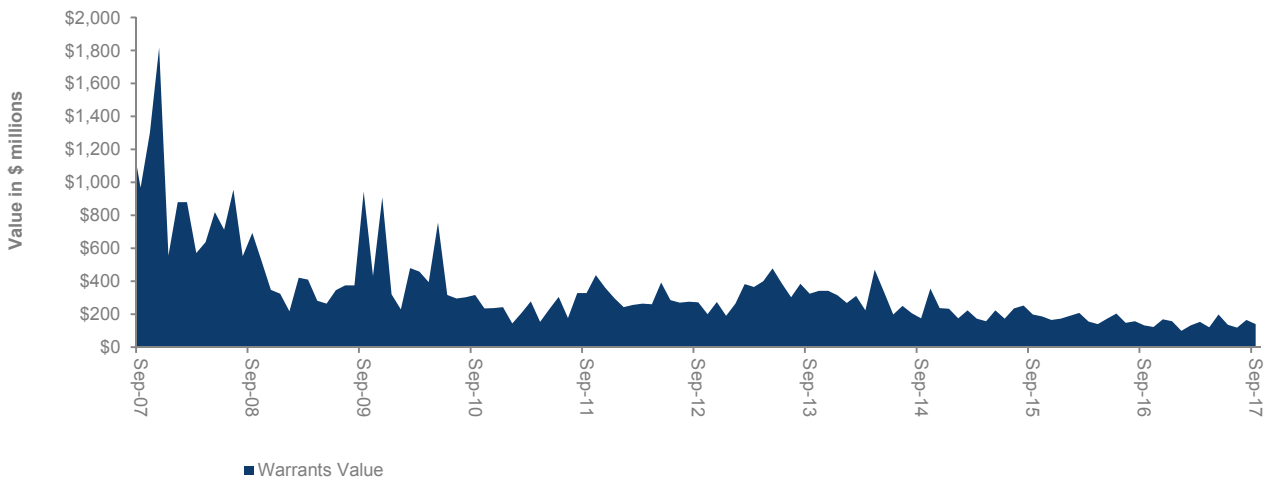
Warrants Monthly Update - September 2017



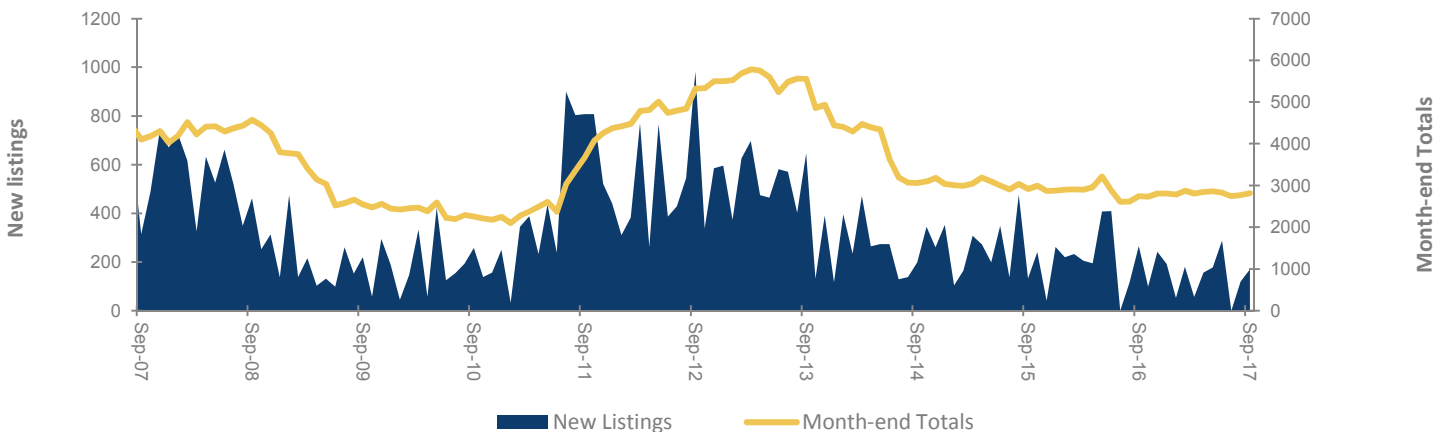
Month of: Sep-17 Trading Days: 21 Period Ending: 30-Sep



Warrant Turnover - Value



Warrants - New Listings & Month-end Totals



Warrants Monthly Update - September 2017

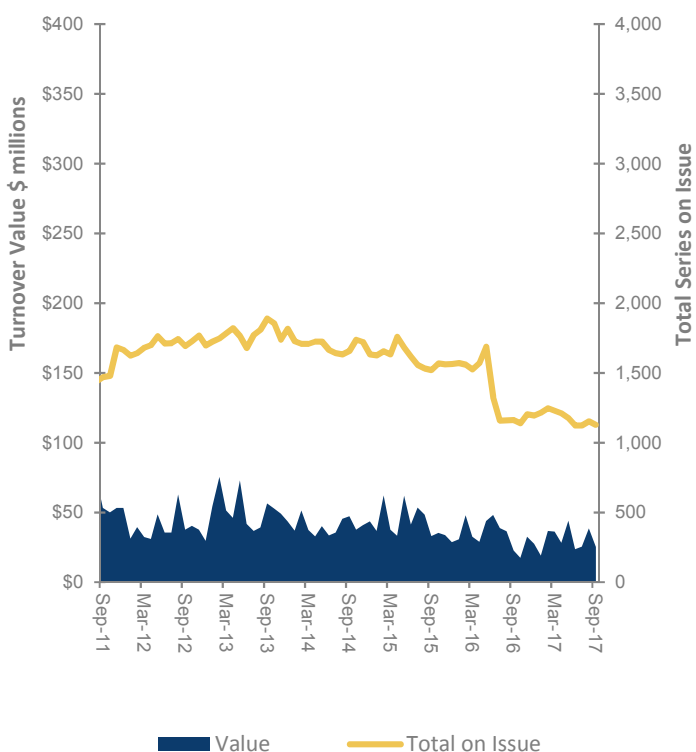


Month of: Sep-17

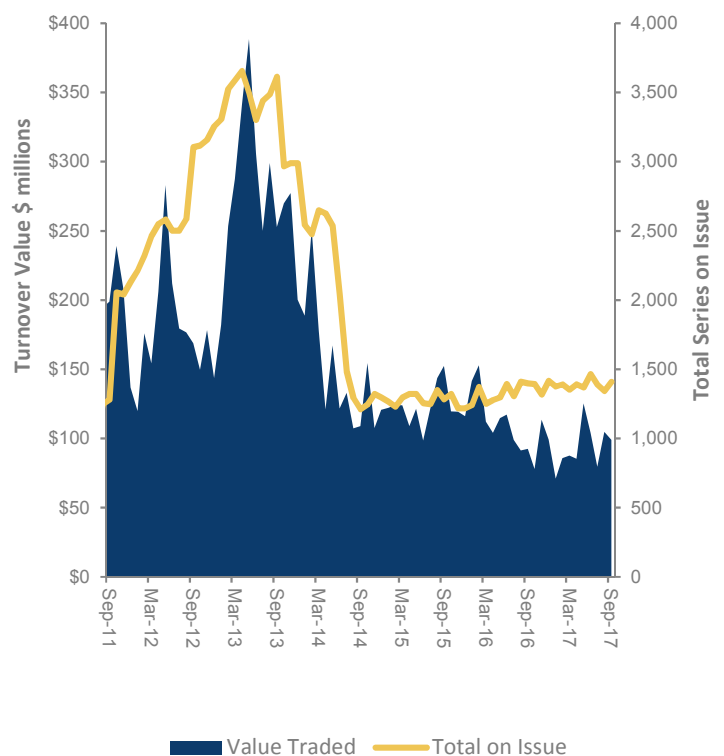
Warrant Type by Issuer		CITIWARRANTS	CBA	MACQUARIE	RBS	RBS PLC	UBS AG	UBS	WESTPAC	TOTAL	%
Instalments	Vanilla	262					135		14	411	14.6%
	Rolling	164	28							192	6.8%
	Self funding	193		24			184		128	529	18.8%
Endowments											
Structured Inv. Products											
DLC Warrants *				2			1			3	0.1%
Bonus Certificates		190								190	6.8%
Trading	Equity	32						2		34	1.2%
	Index	16								16	0.6%
	Currency										
	Commodity										
Knock-out	KO Equity	27								27	1.0%
	KO Index										
MINIs	Equity	1,242								1,242	44.2%
	Index	122								122	4.3%
	Commodity	46								46	1.6%
TOTAL		2,294	28	26			320	2	142	2,812	

* Dual Listed Company Warrant

Instalments



MINI's

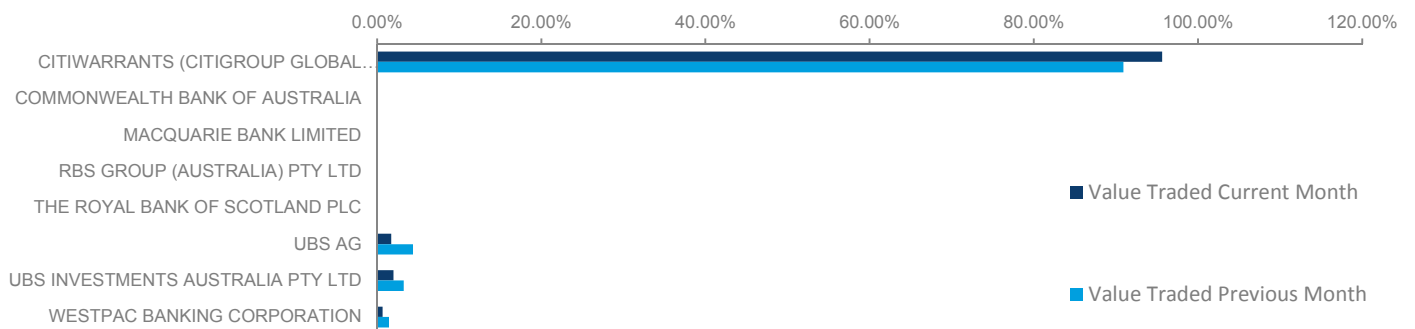


Warrants Monthly Update - September 2017



Month of: Sep-17

Issuer	Monthly Value Traded			
	Daily Average (in \$,000)	vs YTD (\$m)	Mkt Share	YTD Mkt Share
CITIWARRANTS (CITIGROUP GLOBAL MARKET	6,335	1,126.58	95.6%	89.4%
COMMONWEALTH BANK OF AUSTRALIA	-	-		
MACQUARIE BANK LIMITED	-	-		
RBS GROUP (AUSTRALIA) PTY LTD	-	0.37		0.0%
THE ROYAL BANK OF SCOTLAND PLC	-			
UBS AG	114	54.91	1.7%	4.4%
UBS INVESTMENTS AUSTRALIA PTY LTD	131	48.39	2.0%	3.8%
WESTPAC BANKING CORPORATION	45	29.94	0.7%	2.4%
	6,625	1,260.18		

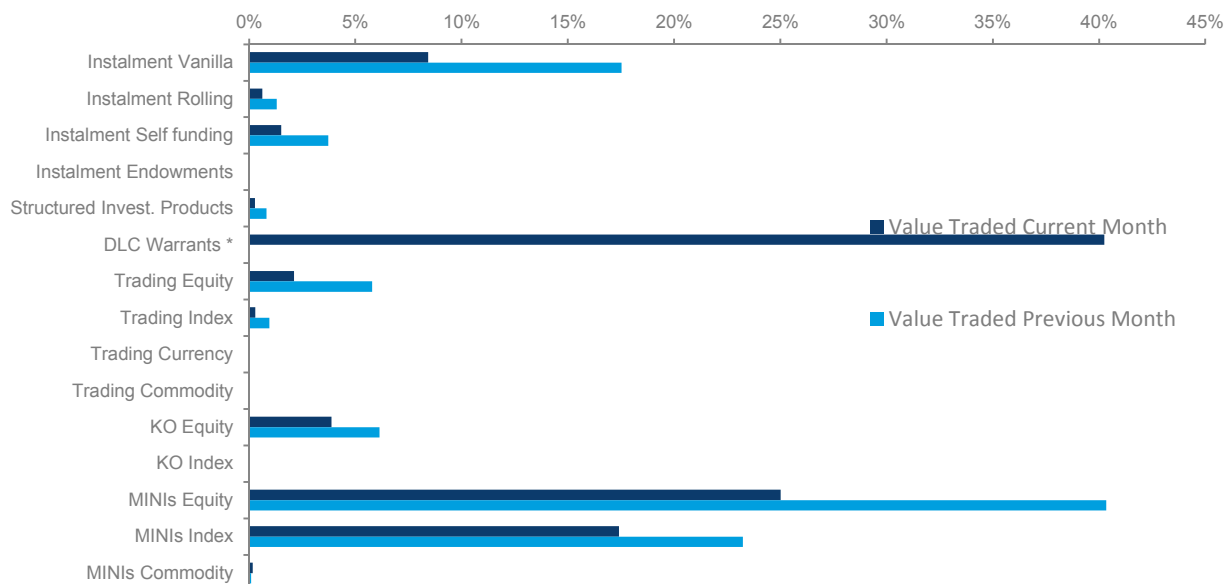


Product Type	Daily Average (in \$,000)	Monthly Value Traded		
		vs Prev 12 Mnth	Mkt Share	Prev 12 Mnth Mkt Share
Instalment Vanilla	935	36.9%	8.4%	15.3%
Instalment Rolling	69	13.5%	0.6%	1.4%
Instalment Self funding	168	-23.5%	1.5%	4.9%
Instalment Endowments	-	#DIV/0!		
Structured Invest. Prod.	32	-8.8%	0.3%	0.8%
DLC Warrants *	4,462	23282105.2%	40.2%	0.0%
Trading Equity	235	-2.4%	2.1%	5.4%
Trading Index	33	-41.8%	0.3%	1.3%
Trading Currency	-	#DIV/0!		
Trading Commodity	-	#DIV/0!		
KO Equity	430	151.6%	3.9%	3.8%
KO Index	1	-96.8%	0.0%	0.7%
MINIs Equity	2,773	31.4%	25.0%	47.4%
MINIs Index	1,930	130.7%	17.4%	18.8%
MINIs Commodity	20	74.8%	0.2%	0.3%
	11,088	148.9%		

Warrants Monthly Update - September 2017



Month of: Sep-17



Contacts

Andrew Campion

Senior Manager, Investment Products

+61 2 9227 0237

Andrew.Campion@asx.com.au

Andrew Weaver

Manager, Investment Products

+61 2 9227 0575

Andrew.Weaver@asx.com.au

Martin Dinh

Senior Product Manager,
Investment Products

+61 2 9227 0318

Martin.Dinh@asx.com.au

Karen Trau

Product Manager,
Investment Products

+61 2 9227 0254

Karen.Trau@asx.com.au

Most Activity Traded Underlying by Value this month

Underlying	Value (\$ths)	MKT%
ZBH	81,586	35.0%
XJO	39,361	16.9%
FMG	17,441	7.5%
ZRI	12,114	5.2%
CBA	11,291	4.8%
BHP	6,332	2.7%
RIO	5,007	2.2%
ANZ	4,212	1.8%
WBC	3,947	1.7%
NCM	3,344	1.4%
TOP10	184,635	79.3%
TOTAL	232,847	100.0%

Most Activity Traded Warrant by Value this month

Underlying	Value (\$ths)	MKT%
ZBHWMD	40,793	17.52%
ZBHWMC	40,793	17.52%
XJOKOB	8,954	3.85%
XJOMOY	7,291	3.13%
ZRIWMD	6,057	2.60%
ZRIWMC	6,057	2.60%
FMGJOQ	4,733	2.03%
FMGJOW	3,532	1.52%
FMGMOA	3,313	1.42%
FX1WUA	2,757	1.18%
TOP10	124,280	53.37%
TOTAL	232,847	100.00%

Information provided does not constitute financial product advice. You should obtain independent advice from an Australian financial services licensee before making any financial decisions. Although ASX Limited ABN 98 008 624 691 and its related bodies corporate ("ASX") has made every effort to ensure the accuracy of the information as at the date of publication, ASX does not give any warranty or representation as to the accuracy, reliability or completeness of the information. To the extent permitted by law, ASX and its employees, officers and contractors shall not be liable for any loss or damage arising in any way (including by way of negligence) from or in connection with any information provided or omitted or from any one acting or refraining to act in reliance on this information.

© Copyright 2017 ASX Operations Pty Limited ABN 42 004 523 782. All rights reserved 2017