

Warrants Monthly Update - April 2018

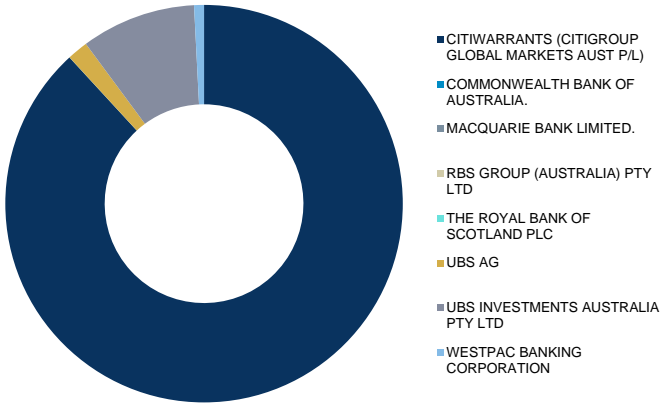


Month of: Apr-18

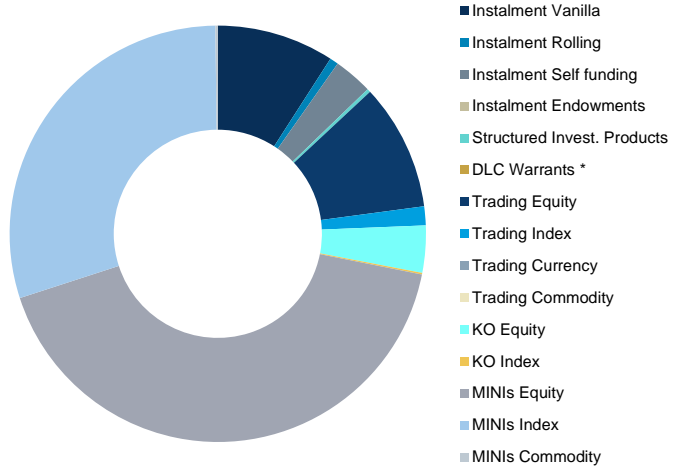
Trading Days: 21

Period Ending: 30-Mar

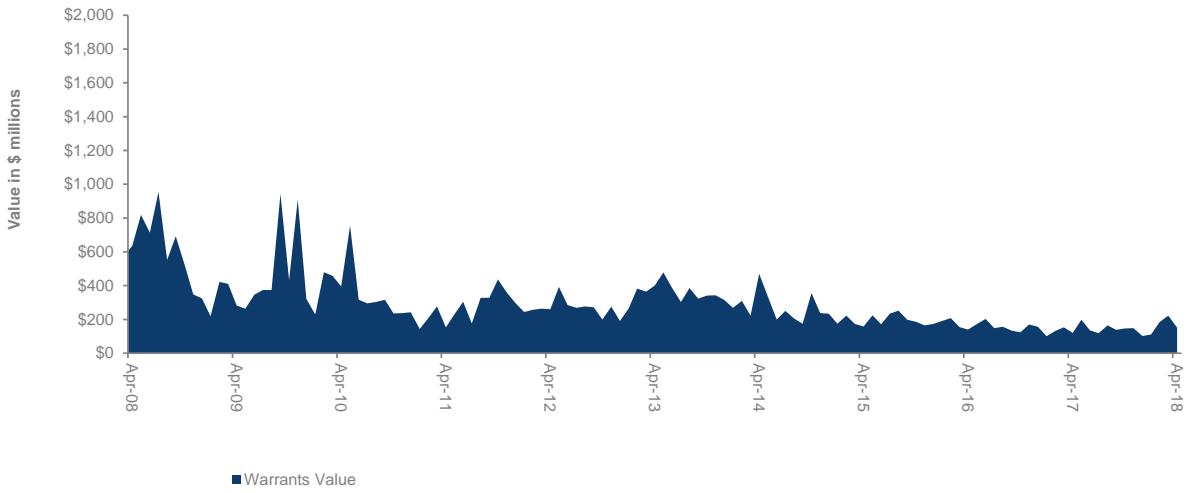
Value Traded by Issuer



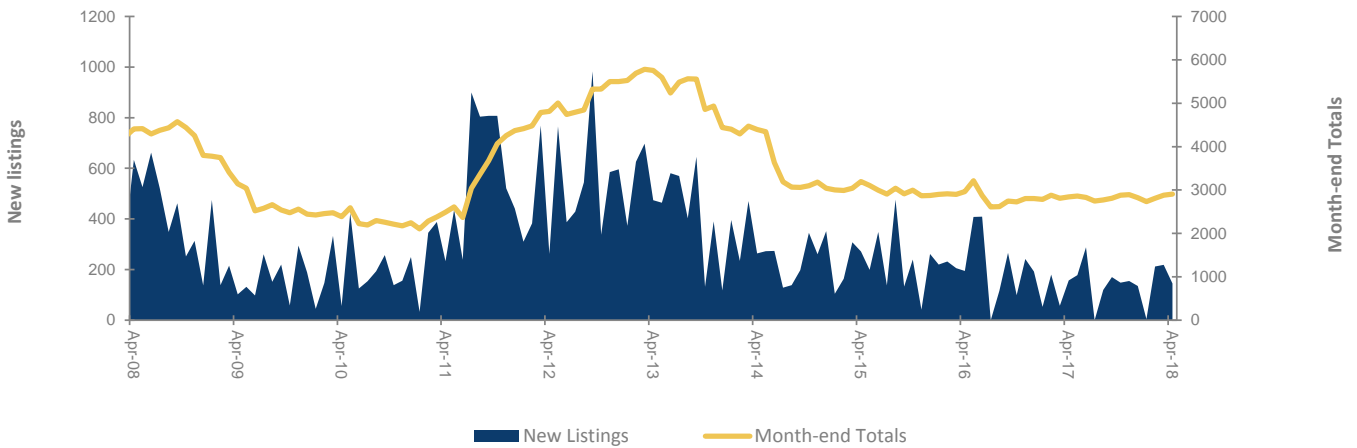
Value Traded by Product Type



Warrant Turnover - Value



Warrants - New Listings & Month-end Totals



Warrants Monthly Update - April 2018

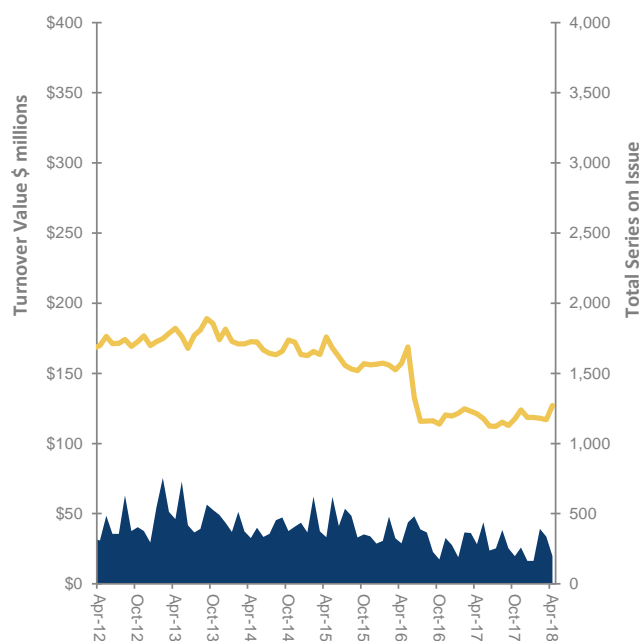


Month of: Apr-18

Warrant Type by Issuer		CITIWARRANTS	CBA	MACQUARIE	RBS	RBS PLC	UBS AG	UBS	WESTPAC	TOTAL	%
Instalments	Vanilla	320					141		8	469	16.0%
	Rolling	154	26							180	6.2%
	Self funding	231		24			182		128	565	19.3%
Endowments											
Structured Inv. Products											
DLC Warrants *				2			1			3	0.1%
Bonus Certificates		207								207	7.1%
Trading	Equity	32						2		34	1.2%
	Index	80								80	2.7%
	Currency										
	Commodity										
Knock-out	KO Equity	25								25	0.9%
	KO Index										
MINIs	Equity	1,235								1,235	42.2%
	Index	88								88	3.0%
	Commodity	39								39	1.3%
TOTAL		2,411	26	26			324	2	136	2,925	

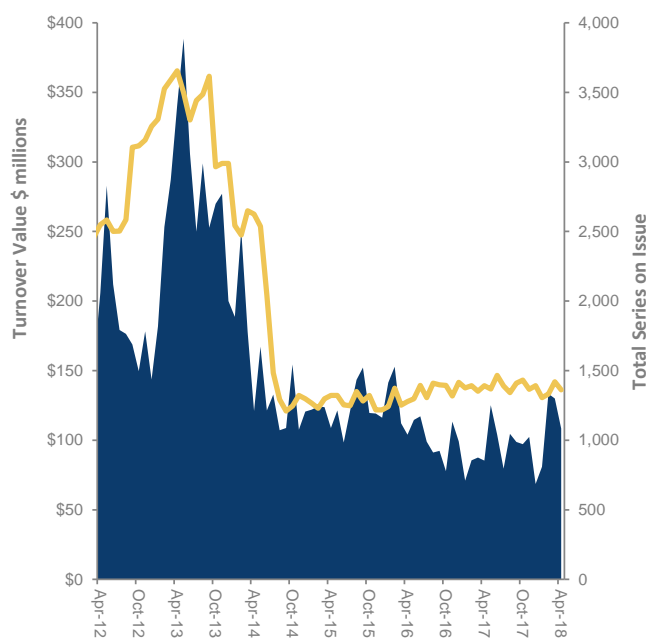
* Dual Listed Company Warrant

Instalments



■ Value — Total on Issue

MINI's



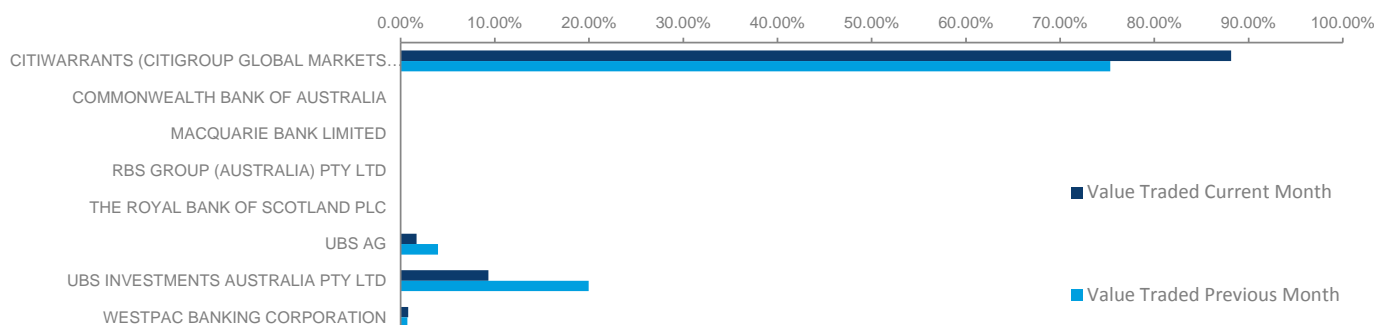
■ Value Traded — Total on Issue

Warrants Monthly Update - April 2018



Month of: Apr-18

Issuer	Monthly Value Traded			
	Daily Average (in \$,000)	vs YTD (\$m)	Mkt Share	YTD Mkt Share
CITIWARRANTS (CITIGROUP GLOBAL MARKETS)	6,344	112.81	88.2%	94.0%
COMMONWEALTH BANK OF AUSTRALIA.	1	0.09	0.0%	0.1%
MACQUARIE BANK LIMITED.	0	0.17	0.0%	0.1%
RBS GROUP (AUSTRALIA) PTY LTD	-	0.04		0.0%
THE ROYAL BANK OF SCOTLAND PLC	-			
UBS AG	122	4.66	1.7%	3.9%
UBS INVESTMENTS AUSTRALIA PTY LTD	672	0.18	9.3%	0.1%
WESTPAC BANKING CORPORATION	58	2.03	0.8%	1.7%
	7,196	119.96		

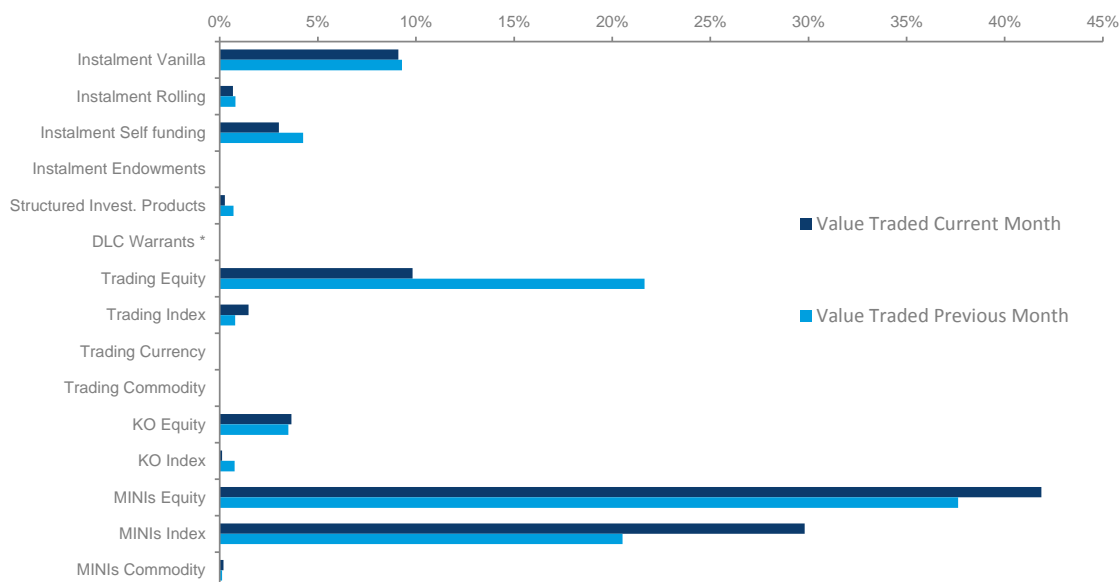


Product Type	Monthly Value Traded			
	Daily Average (in \$,000)	vs Prev 12 Mnth	Mkt Share	Prev 12 Mnth Mkt Share
Instalment Vanilla	655	-33.0%	9.1%	17.1%
Instalment Rolling	48	-61.1%	0.7%	2.2%
Instalment Self funding	217	11.0%	3.0%	3.4%
Instalment Endowments	-	#DIV/0!		
Structured Invest. Prod.	19	-58.9%	0.3%	0.8%
DLC Warrants *	0	32.9%	0.0%	0.0%
Trading Equity	708	1182.1%	9.8%	1.0%
Trading Index	106	30.3%	1.5%	1.4%
Trading Currency	-	#DIV/0!		
Trading Commodity	-	#DIV/0!		
KO Equity	263	112.2%	3.7%	2.2%
KO Index	9	-74.1%	0.1%	0.6%
MINIs Equity	3,013	1.0%	41.9%	52.2%
MINIs Index	2,145	99.1%	29.8%	18.9%
MINIs Commodity	14	-0.5%	0.2%	0.2%
	7,196	26.0%		

Warrants Monthly Update - April 2018



Month of: Apr-18



Contacts

Andrew Campion

Senior Manager, Investment Products

+61 2 9227 0237

Andrew.Campion@asx.com.au

Andrew Weaver

Manager, Investment Products

+61 2 9227 0575

Andrew.Weaver@asx.com.au

Martin Dinh

Senior Product Manager,
Investment Products

+61 2 9227 0318

Martin.Dinh@asx.com.au

Karen Trau

Product Manager,
Investment Products

+61 2 9227 0254

Karen.Trau@asx.com.au

Most Activity Traded Underlying by Value this month

Underlying	Value (\$ths)	MKT%
XJO	45,735	20.5%
FX1	44,645	20.0%
FMG	11,460	5.1%
BHP	11,363	5.1%
CBA	10,930	4.9%
WBC	9,052	4.0%
A2M	5,649	2.5%
RIO	5,568	2.5%
WPL	5,309	2.4%
WES	5,138	2.3%
TOP10	154,848	69.3%
TOTAL	223,563	100.0%

Most Activity Traded Warrant by Value this month

Underlying	Value (\$ths)	MKT%
FX1WUA	44,645	19.97%
XJOKOD	10,321	4.62%
XJOKOQ	9,139	4.09%
XJOMOU	4,709	2.11%
GMGBOT	4,093	1.83%
XJOMOM	3,349	1.50%
WESKOC	2,954	1.32%
BHPWOF	2,301	1.03%
A2MKOJ	2,298	1.03%
XJOKOE	2,159	0.97%
TOP10	85,969	38.45%
TOTAL	223,563	100.00%

Information provided does not constitute financial product advice. You should obtain independent advice from an Australian financial services licensee before making any financial decisions. Although ASX Limited ABN 98 008 624 691 and its related bodies corporate ("ASX") has made every effort to ensure the accuracy of the information as at the date of publication, ASX does not give any warranty or representation as to the accuracy, reliability or completeness of the information. To the extent permitted by law, ASX and its employees, officers and contractors shall not be liable for any loss or damage arising in any way (including by way of negligence) from or in connection with any information provided or omitted or from any one acting or refraining to act in reliance on this information.

© Copyright 2018 ASX Operations Pty Limited ABN 42 004 523 782. All rights reserved 2018