



Spotlight:

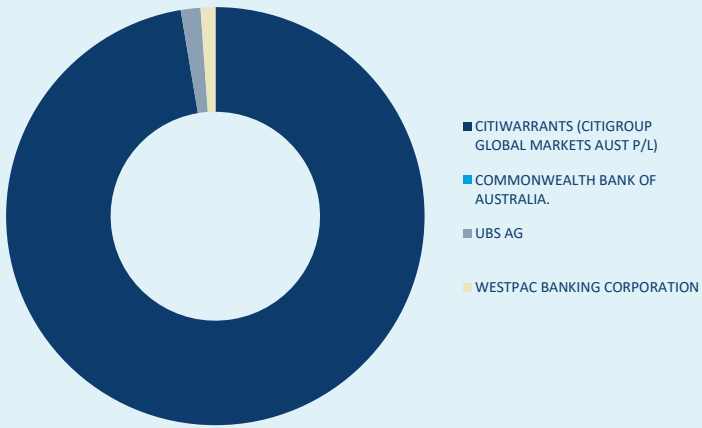
Warrants



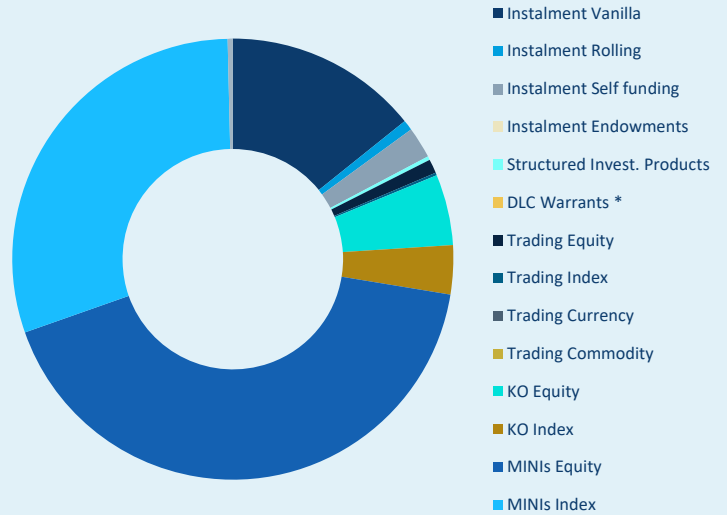
Warrants Summary - December 2018

Transaction days: 19 / Period ending: 31 December 2018

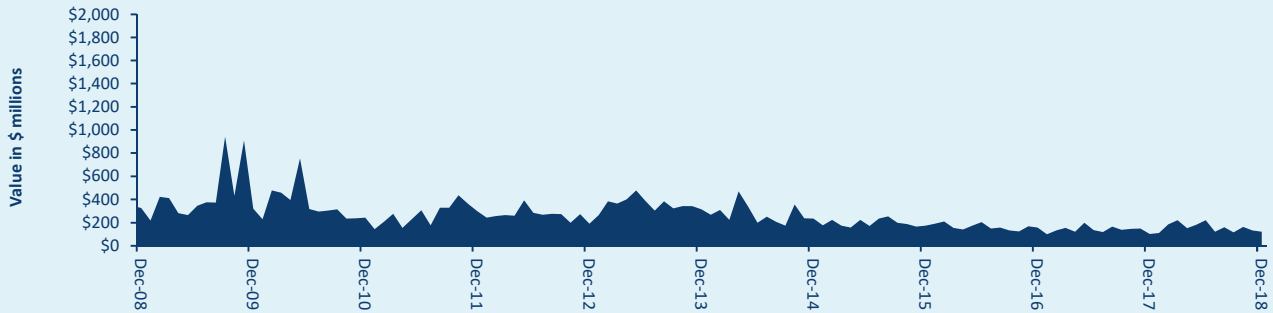
Value Traded by Issuer



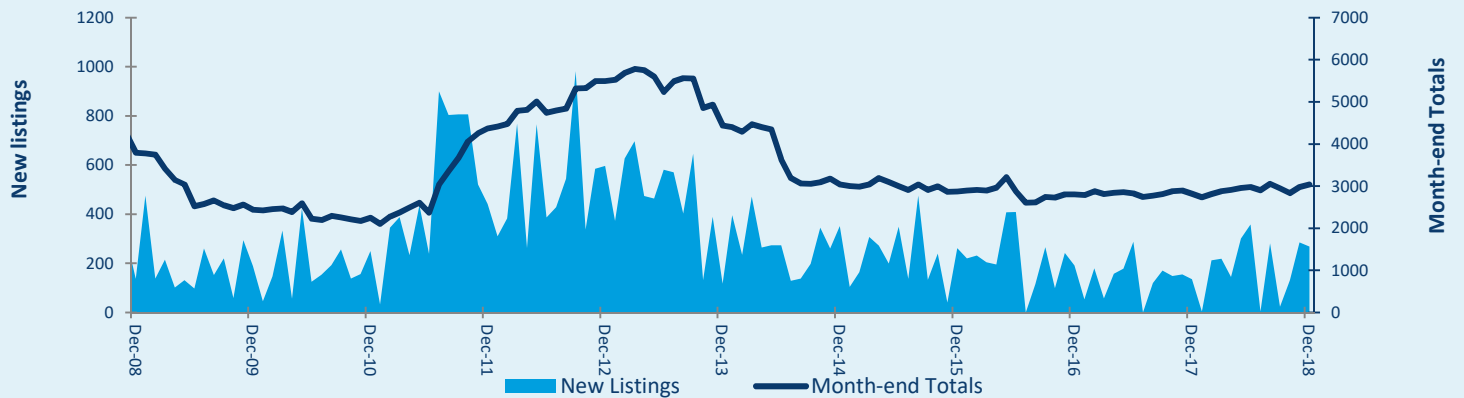
Value Traded by Product Type



Warrant Turnover - Value



Warrants - New Listings & Month-end Totals





Spotlight:

Warrants



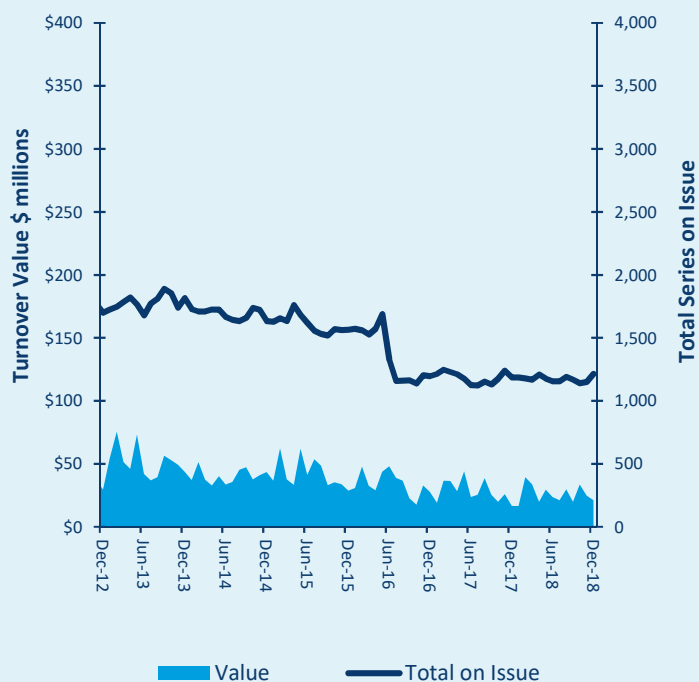
Warrants Summary - December 2018

Transaction days: 19 / Period ending: 31 December 2018

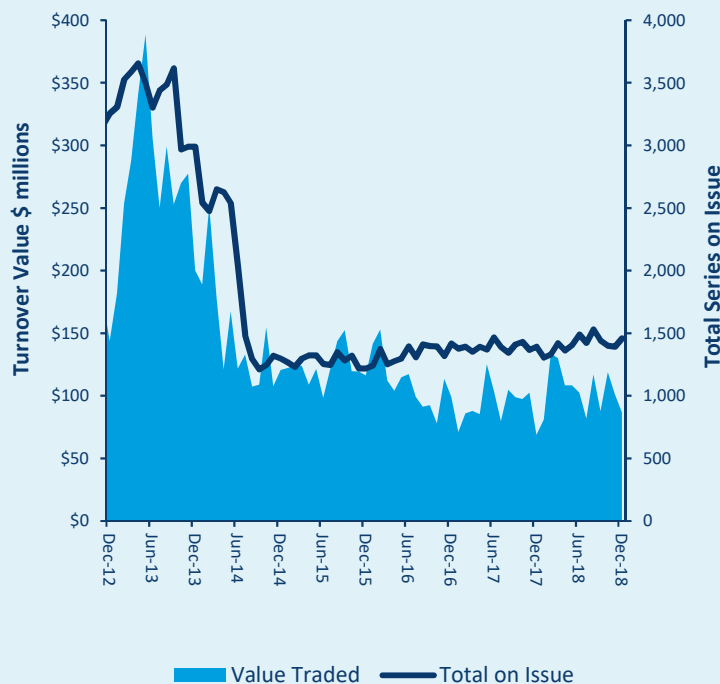
Warrant Type by Issuer		CITIWARRANTS	CBA	MACQUARIE	RBS	RBS PLC	UBS AG	UBS	WESTPAC	TOTAL	%
Instalments	Vanilla	421					127		4	552	18.2%
	Rolling	111	22							133	4.4%
	Self funding	268					148		116	532	17.5%
Endowments											
Structured Inv. Products											
DLC Warrants *											
Bonus Certificates		275								275	9.0%
Trading	Equity	32						2		34	1.1%
	Index	31								31	1.0%
	Currency										
	Commodity										
Knock-out	KO Equity	25								25	0.8%
	KO Index										
MINIs	Equity	1,295								1,295	42.6%
	Index	125								125	4.1%
	Commodity	38								38	1.3%
TOTAL		2,621	22				275	2	120	3,040	

* Dual Listed Company Warrant

Instalments



MINI's





Spotlight:

Warrants

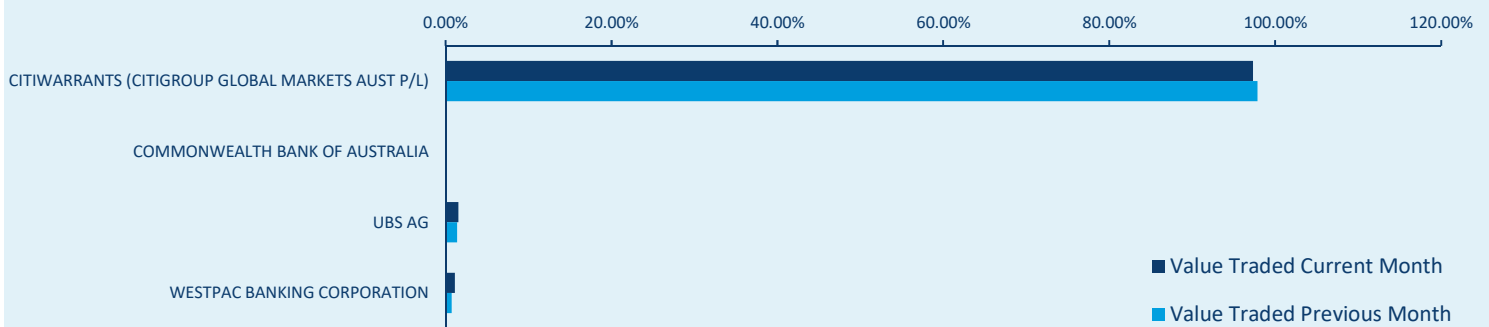


Warrants Summary - December 2018

Transaction days: 19 / Period ending: 31 December 2018

Monthly Value Traded

Issuer	Daily Average (in \$,000)	vs YTD (\$m)	Mkt Share	YTD Mkt Share
CITIWARRANTS (CITIGROUP GLOBAL MARKETS AUST P/L)	6,150	97.39	97.3%	97.1%
COMMONWEALTH BANK OF AUSTRALIA.	-	0.02		0.0%
UBS AG	96	1.57	1.5%	1.6%
WESTPAC BANKING CORPORATION	72	1.33	1.1%	1.3%
	6,317.45	100.31	100%	100%



Product Type	Monthly Value Traded			
	Daily Average (in \$,000)	vs Prev 12 Mnth	Mkt Share	Prev 12 Mnth Mkt Share
Instalment Vanilla	899	77.2%	14.2%	9.4%
Instalment Rolling	48	-30.5%	0.8%	1.3%
Instalment Self funding	145	-43.0%	2.3%	4.7%
Instalment Endowments	-			
Structured Invest. Prod.	17	-49.6%	0.3%	0.6%
DLC Warrants *	-	-100%		0.0%
Trading Equity	64	-60.1%	1.0%	3.0%
Trading Index	13	-36.8%	0.2%	0.4%
Trading Currency	-			
Trading Commodity	-			
KO Equity	328	126.6%	5.2%	2.7%
KO Index	227	-60.3%	3.6%	10.6%
MINIs Equity	2,656	8.6%	42.0%	45.4%
MINIs Index	1,897	62.9%	30.0%	21.6%
MINIs Commodity	23	135.6%	0.4%	0.2%
	6,317	17.4%		

Information provided does not constitute financial product advice. You should obtain independent advice from an Australian financial services licensee before making any financial decisions. Although ASX Limited ABN 98 008 624 691 and its related bodies corporate ("ASX") has made every effort to ensure the accuracy of the information as at the date of publication, ASX does not give any warranty or representation as to the accuracy, reliability or completeness of the information. To the extent permitted by law, ASX and its employees, officers and contractors shall not be liable for any loss or damage arising in any way (including by way of negligence) from or in connection with any information provided or omitted or from any one acting or refraining to act in reliance on this information. © Copyright 2018 ASX Operations Pty Limited ABN 42 004 523 782. All rights reserved 2018

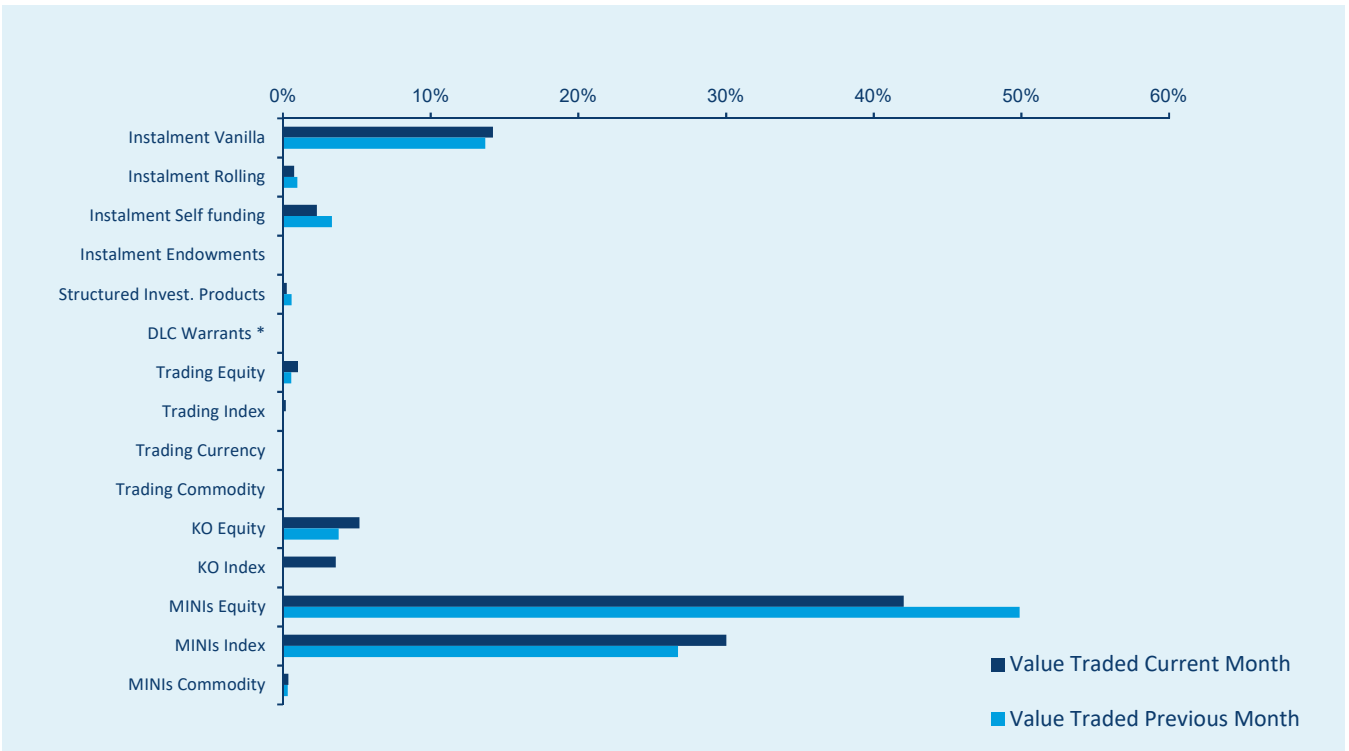


Spotlight: Warrants



Warrants Summary - December 2018

Transaction days: 19 / Period ending: 31 December 2018



Most Activity Traded Underlying by Value this month

Underlying	Value (\$ths)	MKT%
XJO	31,205	23.7%
CBA	10,995	8.3%
NAB	7,509	5.7%
BHP	6,622	5.0%
WBC	6,086	4.6%
RIO	4,905	3.7%
MQG	4,560	3.5%
ANZ	3,425	2.6%
A2M	3,244	2.5%
APT	3,082	2.3%
-	-	-
TOP10	81,634	61.9%

Most Activity Traded Warrant by Value this month

Underlying	Value (\$ths)	MKT%
XJOQOX	4,995	3.79%
XJOMOC	4,331	3.28%
XJOLOB	4,121	3.12%
XJOLOG	4,060	3.08%
CBAKOK	3,721	2.82%
XJOQOW	2,667	2.02%
NABKOF	2,171	1.65%
XJOMOK	1,790	1.36%
APTKOH	1,561	1.18%
XJOMOQ	1,560	1.18%
-	-	-
TOP10	30,976	23.48%



Andrew Weaver
Manager, Investment Products
+61 2 9227 0575
andrew.weaver@asx.com.au



Andrew Campion
Head of Investment Products
+61 2 9227 0237
andrew.campion@asx.com.au



Martin Dinh
Senior Product Manager
+61 2 9227 0318
martin.dinh@asx.com.au



Karen Trau
Product Manager
+61 2 9227 0254
karen.trau@asx.com.au