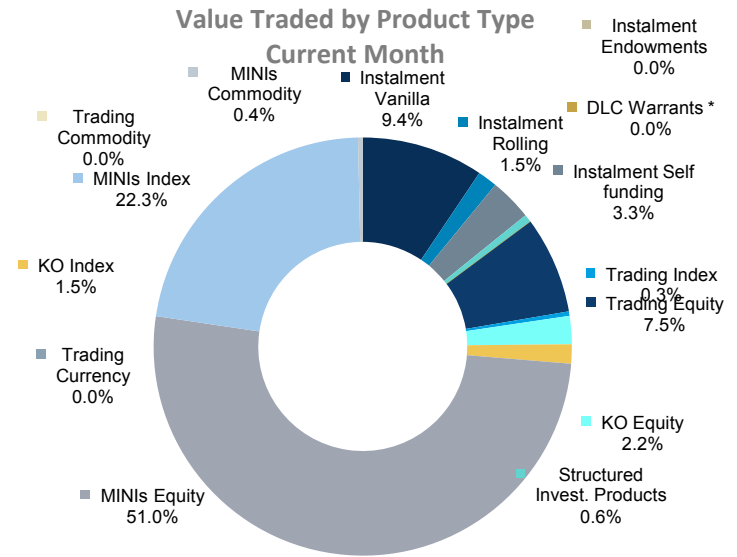
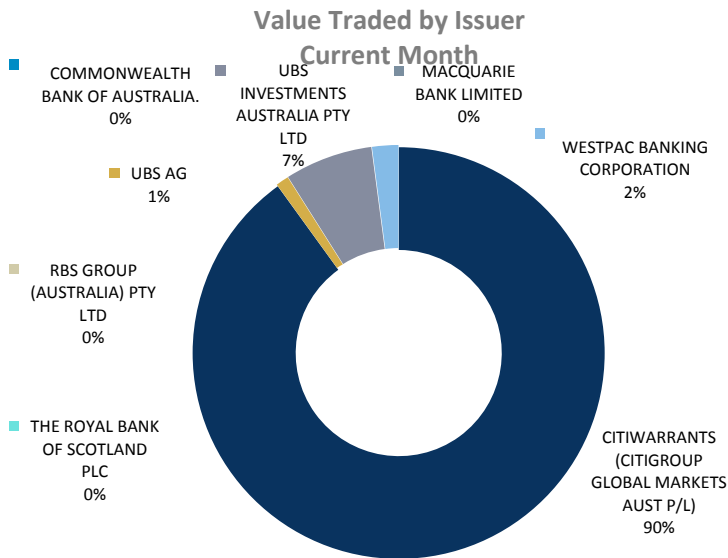


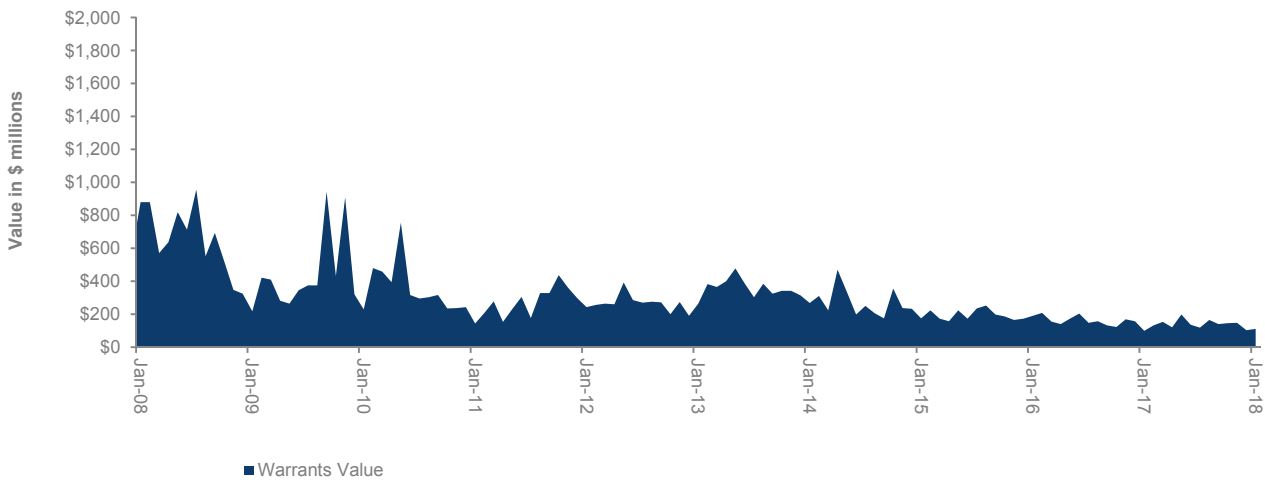
Warrants Monthly Update - January 2018



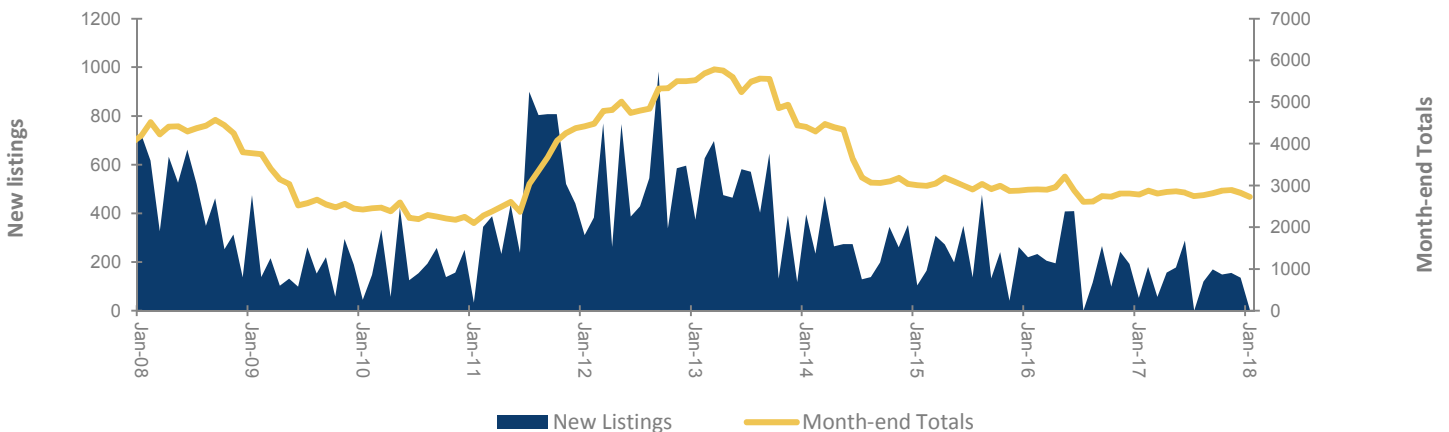
Month of: Jan-18 Trading Days: 21 Period Ending: 31-Jan



Warrant Turnover - Value



Warrants - New Listings & Month-end Totals



Warrants Monthly Update - January 2018

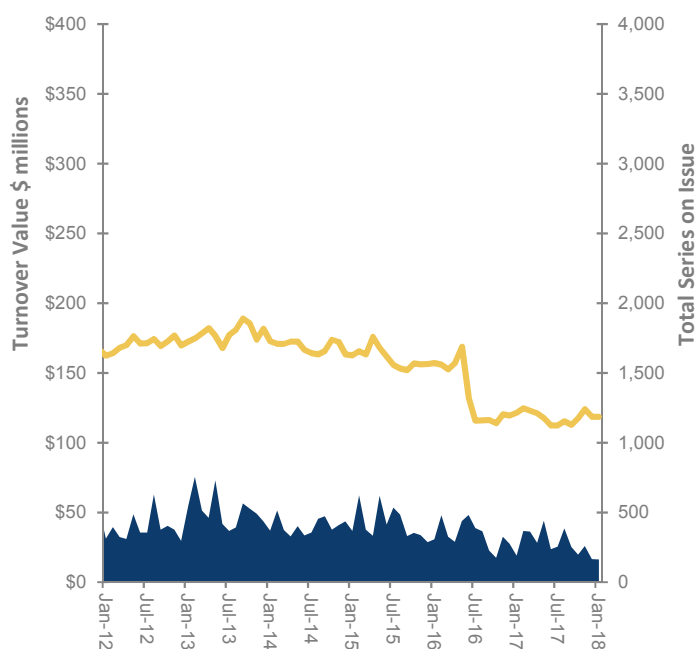


Month of: Jan-18

Warrant Type by Issuer		CITIWARRANTS	CBA	MACQUARIE	RBS	RBS PLC	UBS AG	UBS	WESTPAC	TOTAL	%
Instalments	Vanilla	298					137		14	449	16.4%
	Rolling	154	26							180	6.6%
	Self funding	226		24			182		128	560	20.5%
Endowments											
Structured Inv. Products											
DLC Warrants *				2			1			3	0.1%
Bonus Certificates		158								158	5.8%
Trading	Equity	32						2		34	1.2%
	Index	19								19	0.7%
	Currency										
	Commodity										
Knock-out	KO Equity	25								25	0.9%
	KO Index										
MINIs	Equity	1,181								1,181	43.2%
	Index	82								82	3.0%
	Commodity	42								42	1.5%
TOTAL		2,217	26	26			320	2	142	2,733	

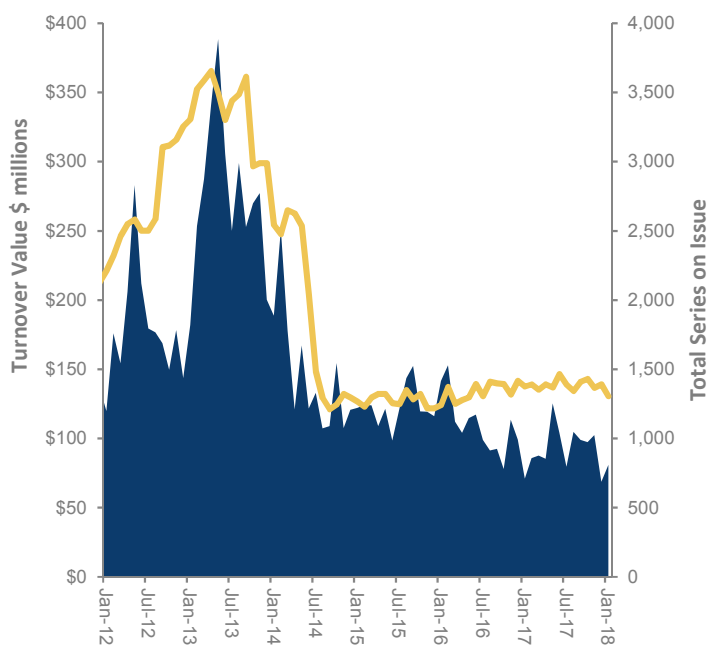
* Dual Listed Company Warrant

Instalments



Value Total on Issue

MINI's



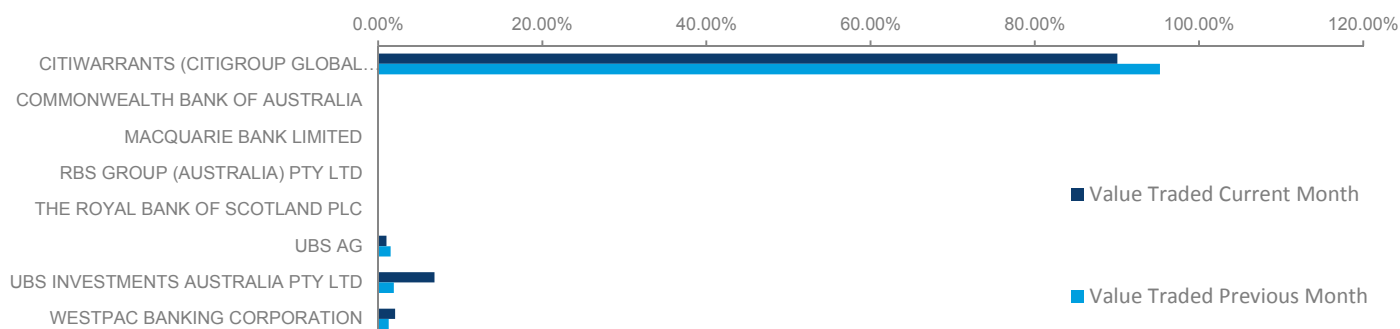
Value Traded Total on Issue

Warrants Monthly Update - January 2018



Month of: Jan-18

Issuer	Monthly Value Traded			
	Daily Average (in \$,000)	vs YTD (\$m)	Mkt Share	YTD Mkt Share
CITIWARRANTS (CITIGROUP GLOBAL MARKET	4,729	99.31	90.0%	90.0%
COMMONWEALTH BANK OF AUSTRALIA.	-	-		
MACQUARIE BANK LIMITED	-	-		
RBS GROUP (AUSTRALIA) PTY LTD	-	-		
THE ROYAL BANK OF SCOTLAND PLC	-			
UBS AG	54	1.13	1.0%	1.0%
UBS INVESTMENTS AUSTRALIA PTY LTD	361	7.59	6.9%	6.9%
WESTPAC BANKING CORPORATION	109	2.29	2.1%	2.1%
	5,254	110.32		

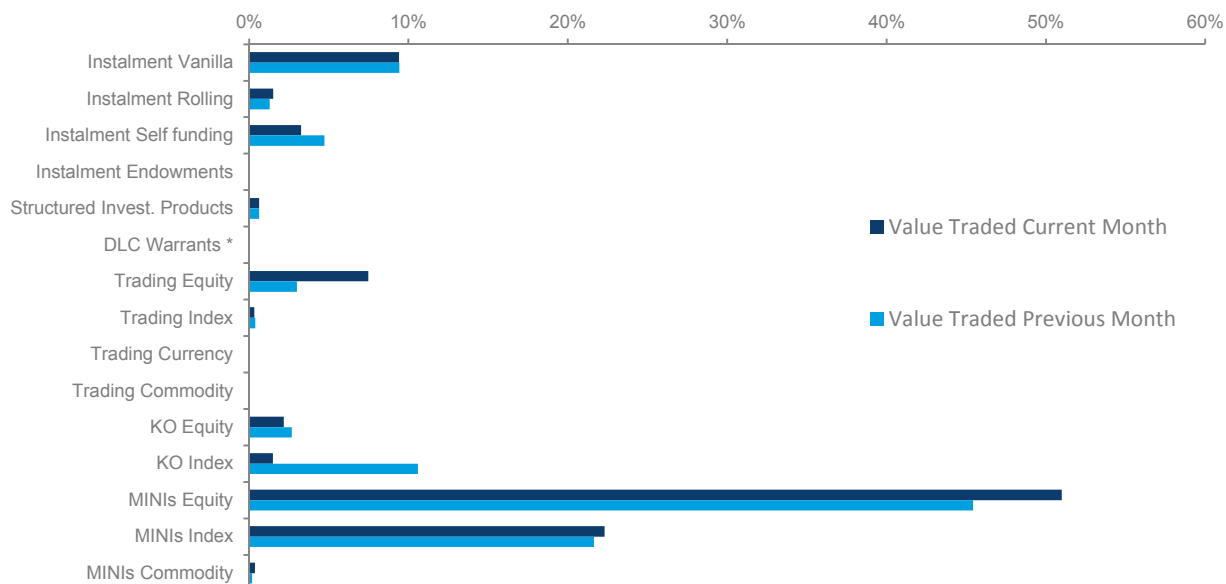


Product Type	Daily Average (in \$,000)	Monthly Value Traded		
		vs Prev 12 Mnth	Mkt Share	Prev 12 Mnth Mkt Share
Instalment Vanilla	495	-45.2%	9.4%	13.0%
Instalment Rolling	80	-9.3%	1.5%	1.3%
Instalment Self funding	172	-44.1%	3.3%	4.4%
Instalment Endowments	-	#DIV/0!		
Structured Invest. Prod.	33	-27.7%	0.6%	0.7%
DLC Warrants *	0	-100.0%	0.0%	5.4%
Trading Equity	393	-2.8%	7.5%	5.8%
Trading Index	18	-72.2%	0.3%	0.9%
Trading Currency	-	#DIV/0!		
Trading Commodity	-	#DIV/0!		
KO Equity	114	-59.0%	2.2%	4.0%
KO Index	79	7.7%	1.5%	1.1%
MINIs Equity	2,681	-11.5%	51.0%	43.6%
MINIs Index	1,173	-14.7%	22.3%	19.8%
MINIs Commodity	20	33.4%	0.4%	0.2%
	5,257	-24.4%		

Warrants Monthly Update - January 2018



Month of: Jan-18



Contacts

Andrew Campion

Senior Manager, Investment Products

+61 2 9227 0237

Andrew.Campion@asx.com.au

Andrew Weaver

Manager, Investment Products

+61 2 9227 0575

Andrew.Weaver@asx.com.au

Martin Dinh

Senior Product Manager,
Investment Products

+61 2 9227 0318

Martin.Dinh@asx.com.au

Karen Trau

Product Manager,
Investment Products

+61 2 9227 0254

Karen.Trau@asx.com.au

Most Activity Traded Underlying by Value this month

Underlying	Value (\$ths)	MKT%
XJO	24,313	22.0%
CBA	8,517	7.7%
FMG	7,825	7.1%
FX1	7,585	6.9%
BHP	6,217	5.6%
WBC	3,514	3.2%
NAB	3,195	2.9%
ANZ	2,832	2.6%
NCM	2,724	2.5%
RIO	2,518	2.3%
TOP10	69,241	62.7%
TOTAL	110,395	100.0%

Most Activity Traded Warrant by Value this month

Underlying	Value (\$ths)	MKT%
FX1WUA	7,585	6.87%
XJOKOJ	5,020	4.55%
XJOMOU	4,435	4.02%
XJOMOD	3,618	3.28%
FMGKOG	2,450	2.22%
CBAKOD	2,097	1.90%
FMGKOJ	1,639	1.48%
CBAKOZ	1,581	1.43%
NCMKOC	1,449	1.31%
XJOMOV	1,362	1.23%
TOP10	31,237	28.30%
TOTAL	110,395	100.00%

Information provided does not constitute financial product advice. You should obtain independent advice from an Australian financial services licensee before making any financial decisions. Although ASX Limited ABN 98 008 624 691 and its related bodies corporate ("ASX") has made every effort to ensure the accuracy of the information as at the date of publication, ASX does not give any warranty or representation as to the accuracy, reliability or completeness of the information. To the extent permitted by law, ASX and its employees, officers and contractors shall not be liable for any loss or damage arising in any way (including by way of negligence) from or in connection with any information provided or omitted or from any one acting or refraining to act in reliance on this information.

© Copyright 2018 ASX Operations Pty Limited ABN 42 004 523 782. All rights reserved 2018