



Spotlight:

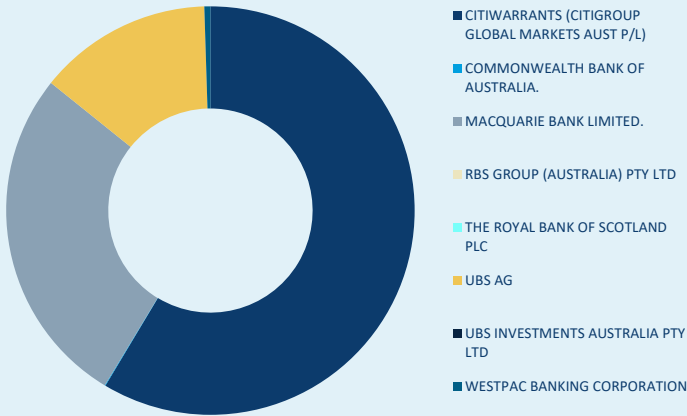
Warrants



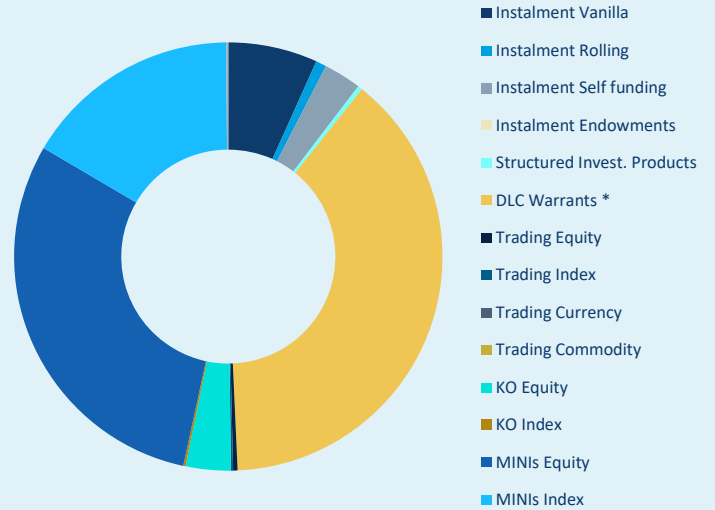
Warrants Summary - June 2018

Transaction days: 20 / Period ending: 29 June 2018

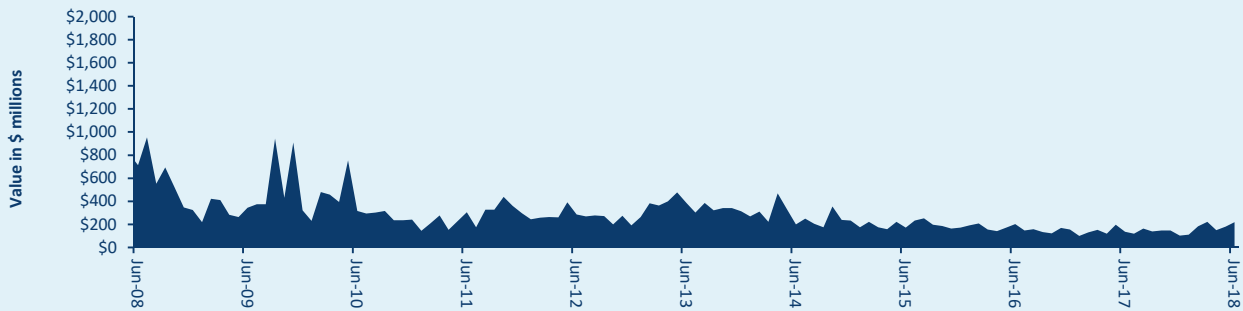
Value Traded by Issuer



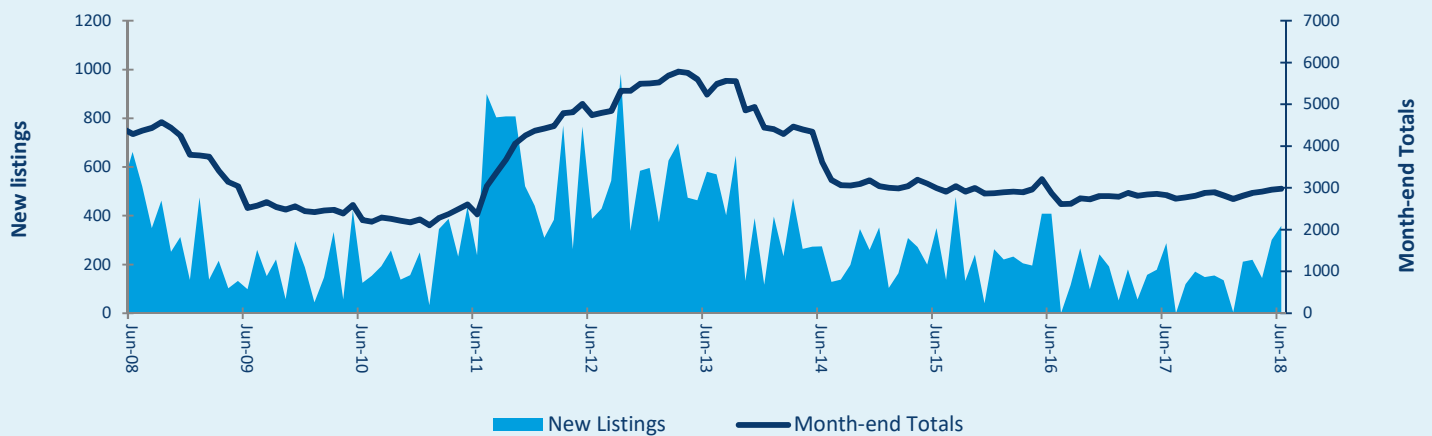
Value Traded by Product Type



Warrant Turnover - Value



Warrants - New Listings & Month-end Totals





Spotlight:

Warrants



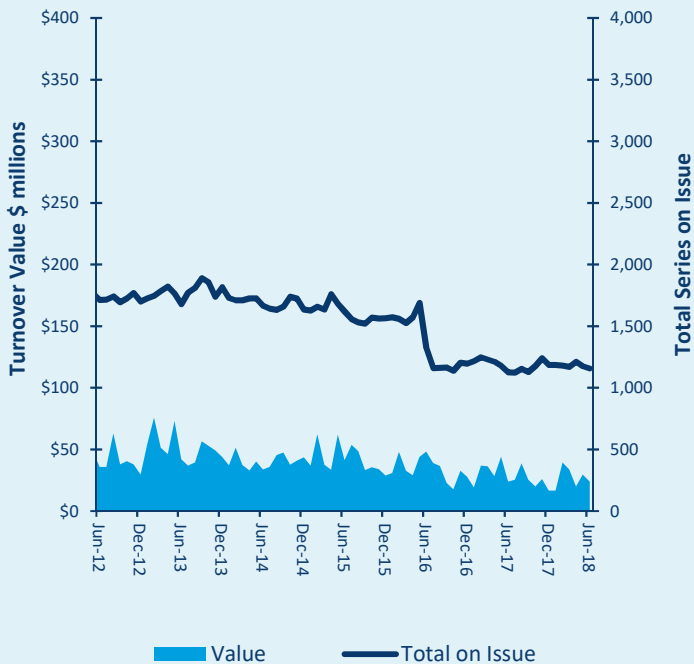
Warrants Summary - June 2018

Transaction days: 20 / Period ending: 29 June 2018

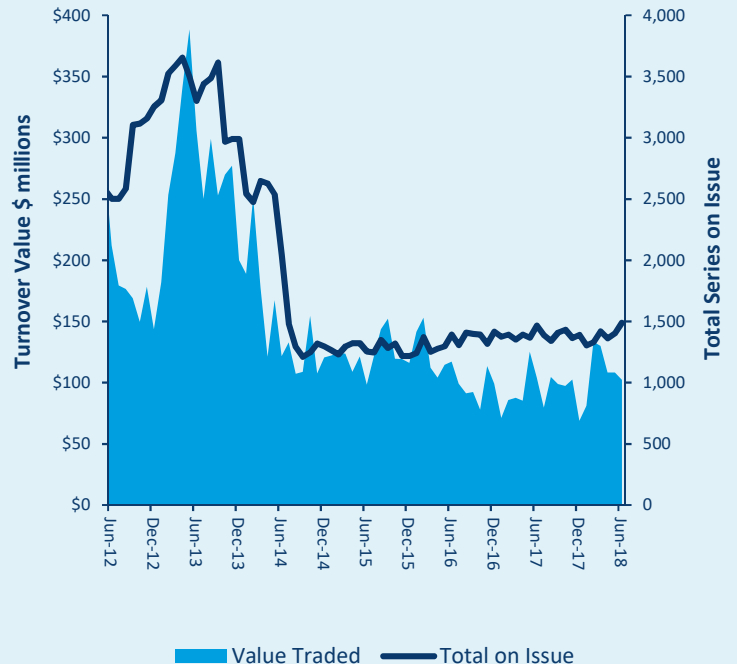
Warrant Type by Issuer		CITIWARRANTS	CBA	MACQUARIE	RBS	RBS PLC	UBS AG	UBS	WESTPAC	TOTAL	%
Instalments	Vanilla	340					147		4	491	16.5%
	Rolling	151	22							173	5.8%
	Self funding	232					146		117	495	16.6%
Endowments											
Structured Inv. Products											
DLC Warrants *							1			1	0.0%
Bonus Certificates		243								243	8.2%
Trading	Equity	32						2		34	1.1%
	Index	25								25	0.8%
	Currency										
	Commodity										
Knock-out	KO Equity	28								28	0.9%
	KO Index										
MINIs	Equity	1,290								1,290	43.3%
	Index	148								148	5.0%
	Commodity	52								52	1.7%
TOTAL		2,541	22				294	2	121	2,980	

* Dual Listed Company Warrant

Instalments



MINI's





Spotlight:

Warrants

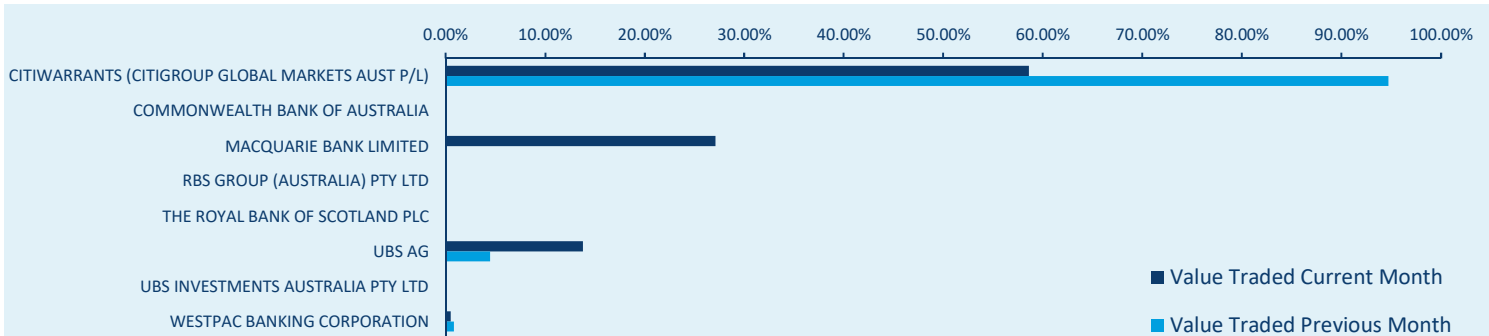


Warrants Summary - June 2018

Transaction days: 20 / Period ending: 29 June 2018

Monthly Value Traded

Issuer	Daily Average (in \$,000)	vs YTD (\$m)	Mkt Share	YTD Mkt Share
CITIWARRANTS (CITIGROUP GLOBAL MARKETS AUST P/L)	6,449	120.56	58.6%	88.9%
COMMONWEALTH BANK OF AUSTRALIA.	4	0.36	0.0%	0.3%
MACQUARIE BANK LIMITED.	2,980	0.04	27.1%	0.0%
RBS GROUP (AUSTRALIA) PTY LTD	-	0.14		0.1%
THE ROYAL BANK OF SCOTLAND PLC	-			
UBS AG	1,515	7.87	13.8%	5.8%
UBS INVESTMENTS AUSTRALIA PTY LTD	-	2.73		2.0%
WESTPAC BANKING CORPORATION	54	3.94	0.5%	2.9%
	11,002	135.64		



Product Type	Monthly Value Traded			
	Daily Average (in \$,000)	vs Prev 12 Mnth	Mkt Share	Prev 12 Mnth Mkt Share
Instalment Vanilla	743	16.3%	6.7%	9.4%
Instalment Rolling	85	5.8%	0.8%	1.2%
Instalment Self funding	314	-28.0%	2.9%	6.4%
Instalment Endowments	-			
Structured Invest. Prod.	37	44.8%	0.3%	0.4%
DLC Warrants *	4,247	15156106%	38.6%	0.0%
Trading Equity	36	-82.4%	0.3%	3.0%
Trading Index	17	-23.1%	0.2%	0.3%
Trading Currency	-			
Trading Commodity	-			
KO Equity	375	167.1%	3.4%	2.1%
KO Index	18	268.0%	0.2%	0.1%
MINIs Equity	3,309	-20.0%	30.1%	61.0%
MINIs Index	1,802	69.6%	16.4%	15.7%
MINIs Commodity	18	-37.2%	0.2%	0.4%
	11,002	62.2%		

Information provided does not constitute financial product advice. You should obtain independent advice from an Australian financial services licensee before making any financial decisions. Although ASX Limited ABN 98 008 624 691 and its related bodies corporate ("ASX") has made every effort to ensure the accuracy of the information as at the date of publication, ASX does not give any warranty or representation as to the accuracy, reliability or completeness of the information. To the extent permitted by law, ASX and its employees, officers and contractors shall not be liable for any loss or damage arising in any way (including by way of negligence) from or in connection with any information provided or omitted or from any one acting or refraining to act in reliance on this information. © Copyright 2018 ASX Operations Pty Limited ABN 42 004 523 782. All rights reserved 2018

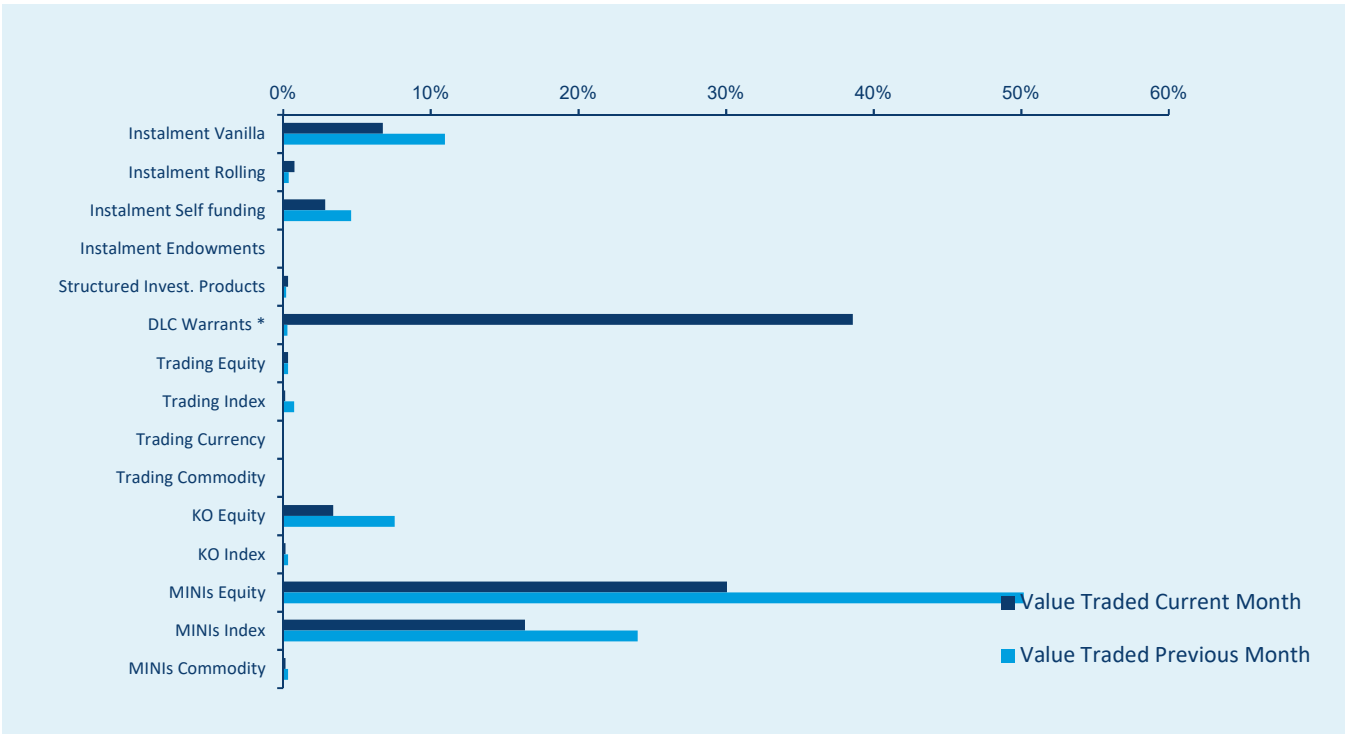


Spotlight: Warrants



Warrants Summary - June 2018

Transaction days: 20 / Period ending: 29 June 2018



Most Activity Traded Underlying by Value this month

Underlying	Value (\$ths)	MKT%
XJO	44,692	24.6%
CBA	15,119	8.3%
FMG	12,004	6.6%
NAB	8,558	4.7%
A2M	8,410	4.6%
BHP	7,971	4.4%
WBC	6,705	3.7%
ANZ	5,596	3.1%
MQG	4,983	2.7%
VHY	4,451	2.5%
	-	-
TOP10	118,490	65.3%

Most Activity Traded Warrant by Value this month

Underlying	Value (\$ths)	MKT%
XJOQOQ	7,817	4.31%
XJOKOH	6,526	3.60%
XJOKOP	6,128	3.38%
FMGKOM	4,735	2.61%
VHYBOK	4,163	2.29%
WFDBOI	4,076	2.25%
XJOMOV	3,686	2.03%
XJOLOS	3,031	1.67%
CBAKOK	2,974	1.64%
A2MKOR	2,956	1.63%
	-	-
TOP10	46,092	25.41%



Andrew Weaver
Manager, Investment Products
+61 2 9227 0575
andrew.weaver@asx.com.au



Andrew Campion
Head of Investment Products
+61 2 9227 0237
andrew.campion@asx.com.au



Martin Dinh
Senior Product Manager
+61 2 9227 0318
martin.dinh@asx.com.au



Karen Trau
Product Manager
+61 2 9227 0254
karen.trau@asx.com.au