

Warrants Monthly Update - March 2018

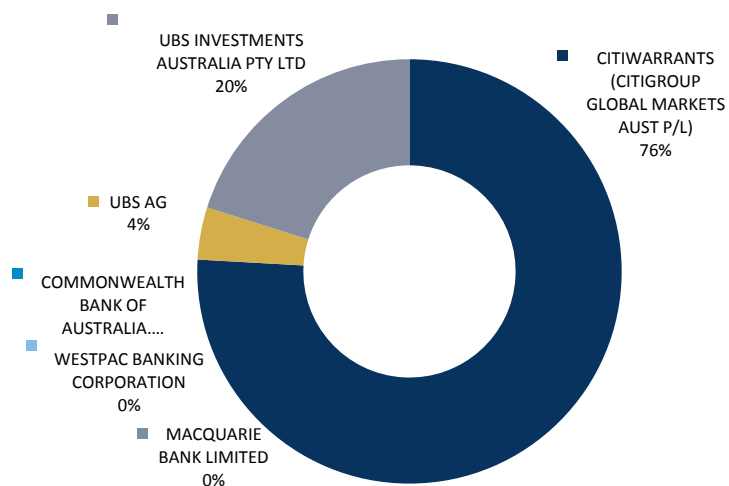


Month of: Mar-18

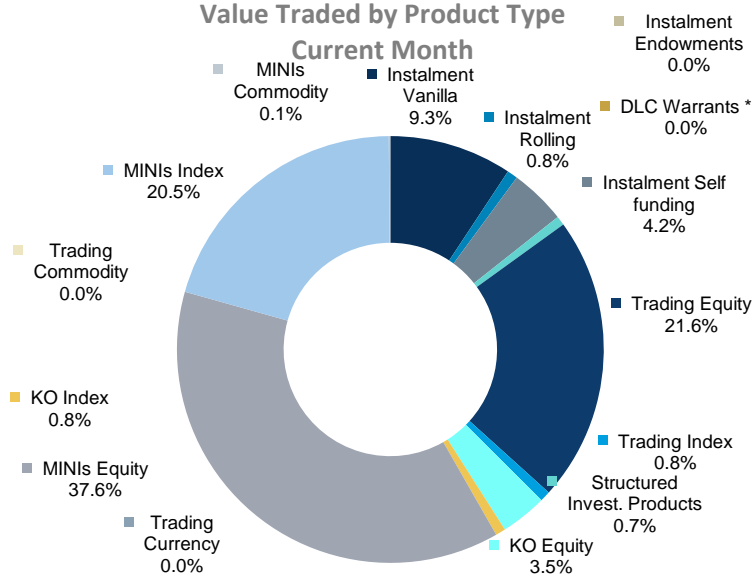
Trading Days: 21

Period Ending: 29-Mar

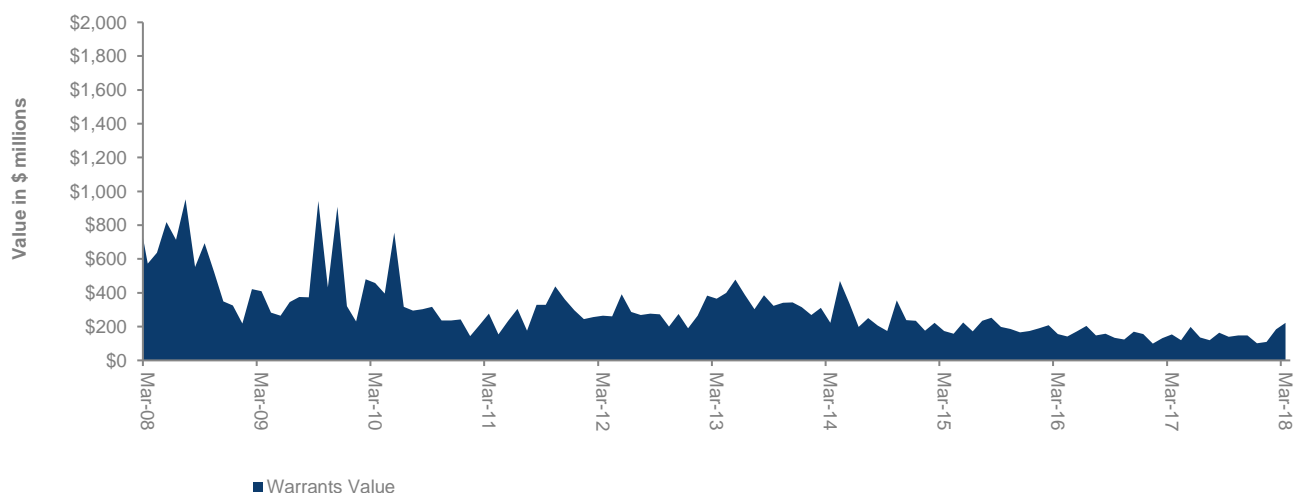
Value Traded by Issuer
Current Month



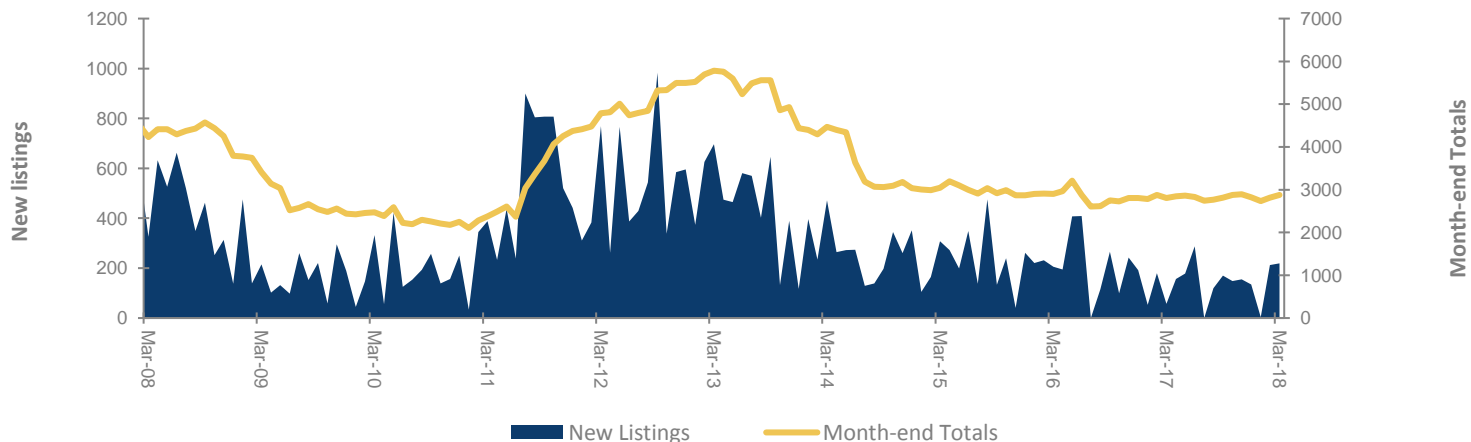
Value Traded by Product Type
Current Month



Warrant Turnover - Value



Warrants - New Listings & Month-end Totals



Warrants Monthly Update - March 2018

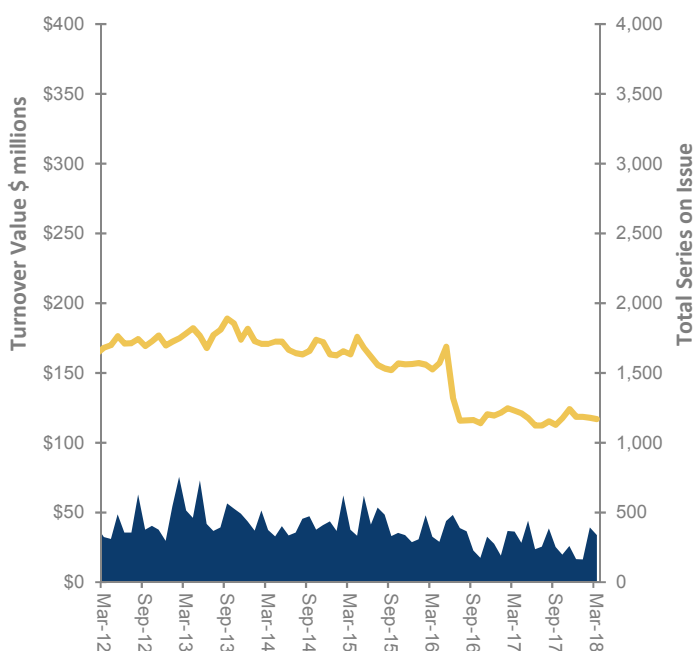


Month of: Mar-18

Warrant Type by Issuer		CITIWARRANTS	CBA	MACQUARIE	RBS	RBS PLC	UBS AG	UBS	WESTPAC	TOTAL	%
Instalments	Vanilla	283					141		8	432	15.0%
	Rolling	154	26							180	6.2%
	Self funding	226		24			182		128	560	19.4%
Endowments											
Structured Inv. Products											
DLC Warrants *				2			1			3	0.1%
Bonus Certificates		205								205	7.1%
Trading	Equity	32						2		34	1.2%
	Index	22								22	0.8%
	Currency										
	Commodity										
Knock-out	KO Equity	25								25	0.9%
	KO Index										
MINIs	Equity	1,282								1,282	44.5%
	Index	96								96	3.3%
	Commodity	42								42	1.5%
TOTAL		2,367	26	26			324	2	136	2,881	

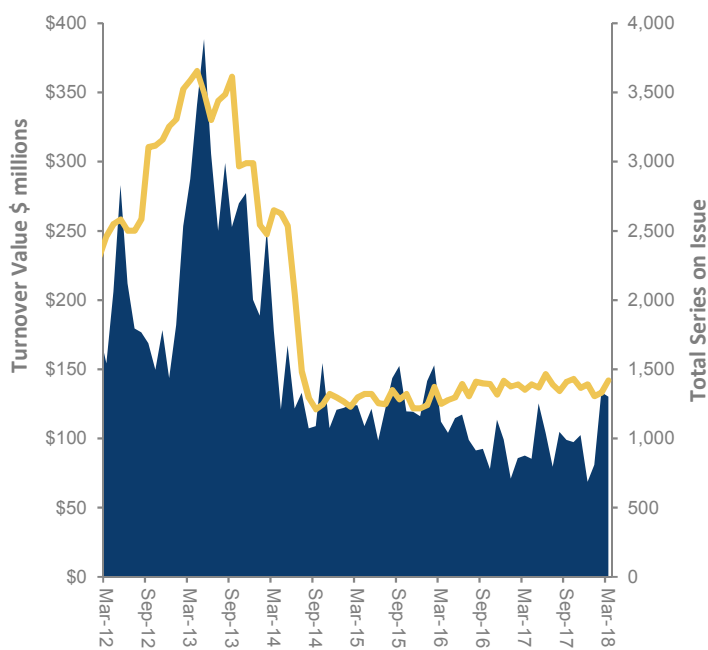
* Dual Listed Company Warrant

Instalments



Value Total on Issue

MINI's



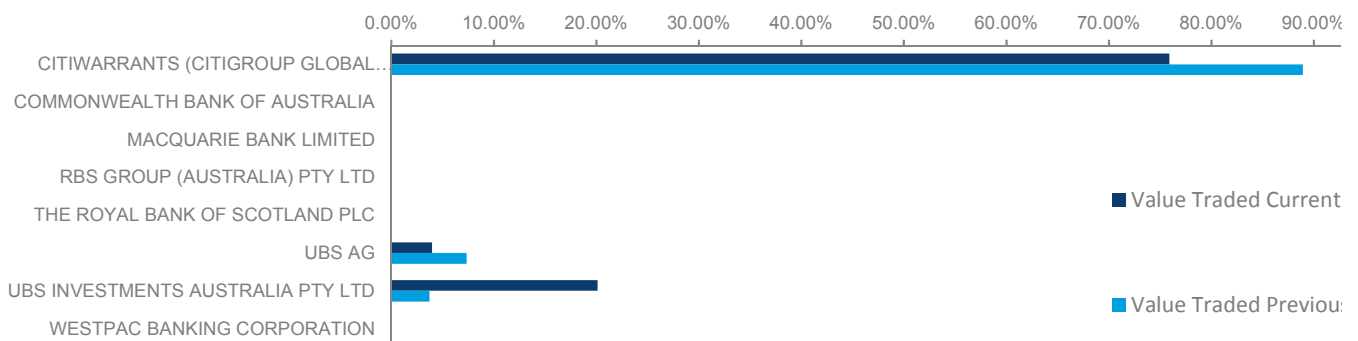
Value Traded Total on Issue

Warrants

Monthly Update - March 2018

Month of: Mar-18

Issuer	Monthly Value Traded			
	Daily Average (in \$,000)	vs YTD (\$m)	Mkt Share	YTD Mkt Share
CITIWARRANTS (CITIGROUP GLOBAL MARKET	8,019	431.72	75.9%	83.9%
COMMONWEALTH BANK OF AUSTRALIA.	-	-		
MACQUARIE BANK LIMITED	-	-		
RBS GROUP (AUSTRALIA) PTY LTD	-	-		
THE ROYAL BANK OF SCOTLAND PLC	-			
UBS AG	421	23.54	4.0%	4.6%
UBS INVESTMENTS AUSTRALIA PTY LTD	2,126	59.09	20.1%	11.5%
WESTPAC BANKING CORPORATION	-	-		
	10,566	514.35		

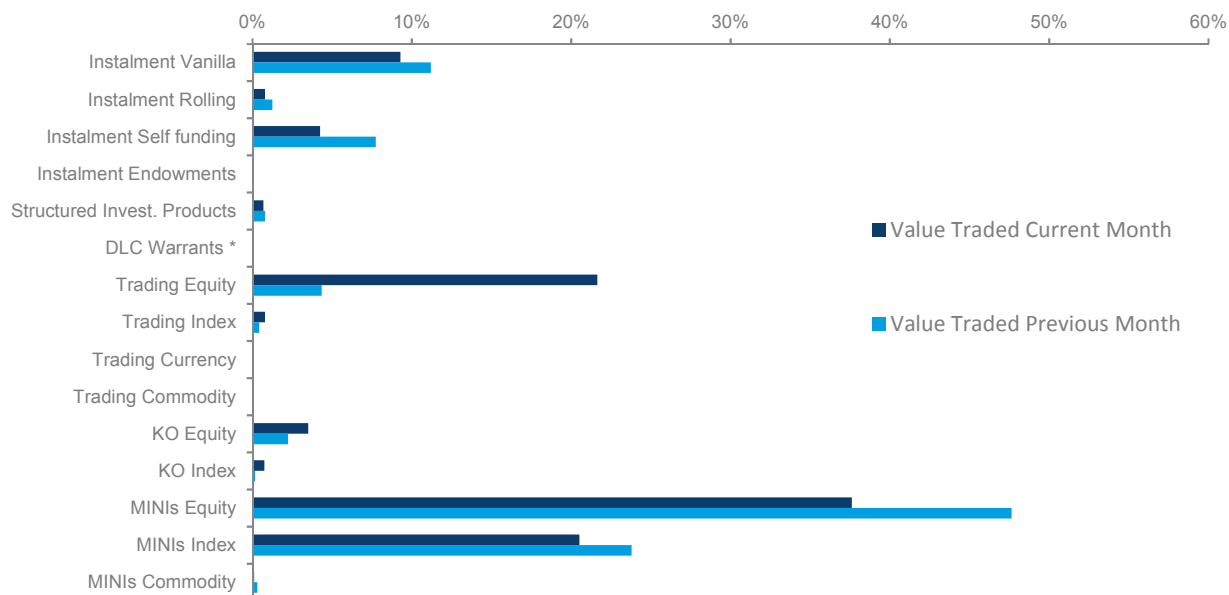


Product Type	Monthly Value Traded			
	Daily Average (in \$,000)	vs Prev 12 Mnth	Mkt Share	Prev 12 Mnth Mkt Share
Instalment Vanilla	989	696.0%	9.3%	10.5%
Instalment Rolling	85	431.7%	0.8%	1.4%
Instalment Self funding	452	530.4%	4.2%	6.1%
Instalment Endowments	-	#DIV/0!		
Structured Invest. Prod.	75	754.7%	0.7%	0.7%
DLC Warrants *	0	470.1%	0.0%	0.0%
Trading Equity	2,305	3443.2%	21.6%	5.5%
Trading Index	84	1688.8%	0.8%	0.4%
Trading Currency	-	#DIV/0!		
Trading Commodity	-	#DIV/0!		
KO Equity	373	1325.1%	3.5%	2.2%
KO Index	81	930.8%	0.8%	0.7%
MINIs Equity	4,005	594.7%	37.6%	48.9%
MINIs Index	2,185	697.2%	20.5%	23.2%
MINIs Commodity	12	217.4%	0.1%	0.3%
	10,646	803.0%		

Warrants Monthly Update - March 2018



Month of: Mar-18



Contacts

Andrew Campion

Senior Manager, Investment Products

+61 2 9227 0237

Andrew.Campion@asx.com.au

Andrew Weaver

Manager, Investment Products

+61 2 9227 0575

Andrew.Weaver@asx.com.au

Martin Dinh

Senior Product Manager,
Investment Products

+61 2 9227 0318

Martin.Dinh@asx.com.au

Karen Trau

Product Manager,
Investment Products

+61 2 9227 0254

Karen.Trau@asx.com.au

Most Activity Traded Underlying by Value this month

Underlying	Value (\$ths)	MKT%
XJO	45,735	20.5%
FX1	44,645	20.0%
FMG	11,460	5.1%
BHP	11,363	5.1%
CBA	10,930	4.9%
WBC	9,052	4.0%
A2M	5,649	2.5%
RIO	5,568	2.5%
WPL	5,309	2.4%
WES	5,138	2.3%
TOP10	154,848	69.3%
TOTAL	223,563	100.0%

Most Activity Traded Warrant by Value this month

Underlying	Value (\$ths)	MKT%
FX1WUA	44,645	19.97%
XJOKOD	10,321	4.62%
XJOKOQ	9,139	4.09%
XJOMOU	4,709	2.11%
GMGBOT	4,093	1.83%
XJOMOM	3,349	1.50%
WESKOC	2,954	1.32%
BHPWOF	2,301	1.03%
A2MKOJ	2,298	1.03%
XJOKOE	2,159	0.97%
TOP10	85,969	38.45%
TOTAL	223,563	100.00%

Information provided does not constitute financial product advice. You should obtain independent advice from an Australian financial services licensee before making any financial decisions. Although ASX Limited ABN 98 008 624 691 and its related bodies corporate ("ASX") has made every effort to ensure the accuracy of the information as at the date of publication, ASX does not give any warranty or representation as to the accuracy, reliability or completeness of the information. To the extent permitted by law, ASX and its employees, officers and contractors shall not be liable for any loss or damage arising in any way (including by way of negligence) from or in connection with any information provided or omitted or from any one acting or refraining to act in reliance on this information.

© Copyright 2018 ASX Operations Pty Limited ABN 42 004 523 782. All rights reserved 2018