



Spotlight:

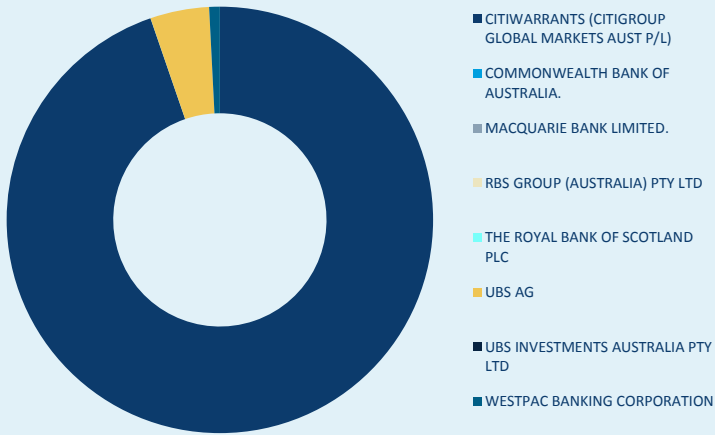
Warrants



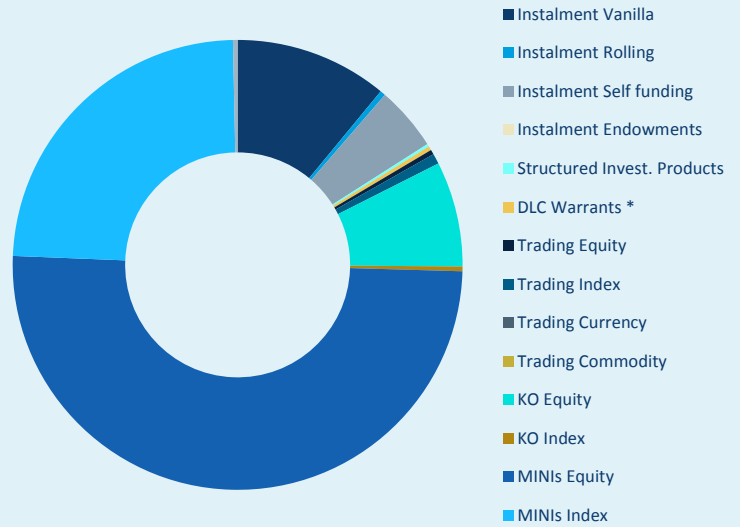
Warrants Summary - May 2018

Transaction days: 23 / Period ending: 31 May 2018

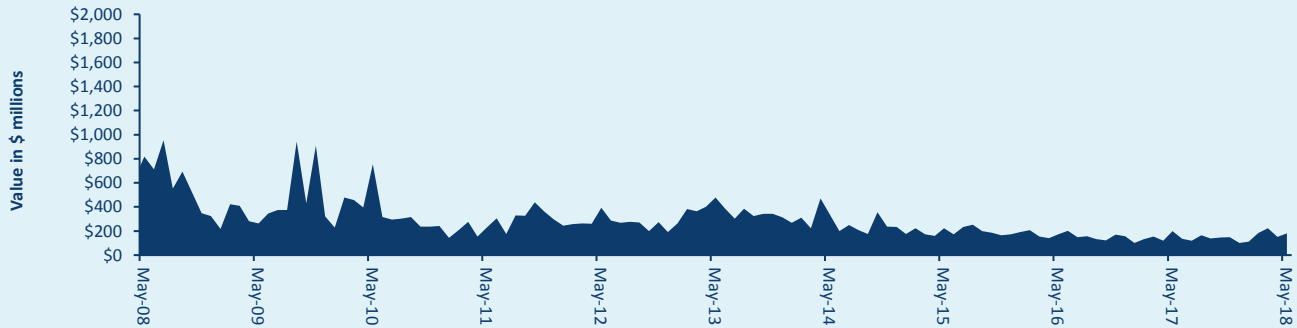
Value Traded by Issuer



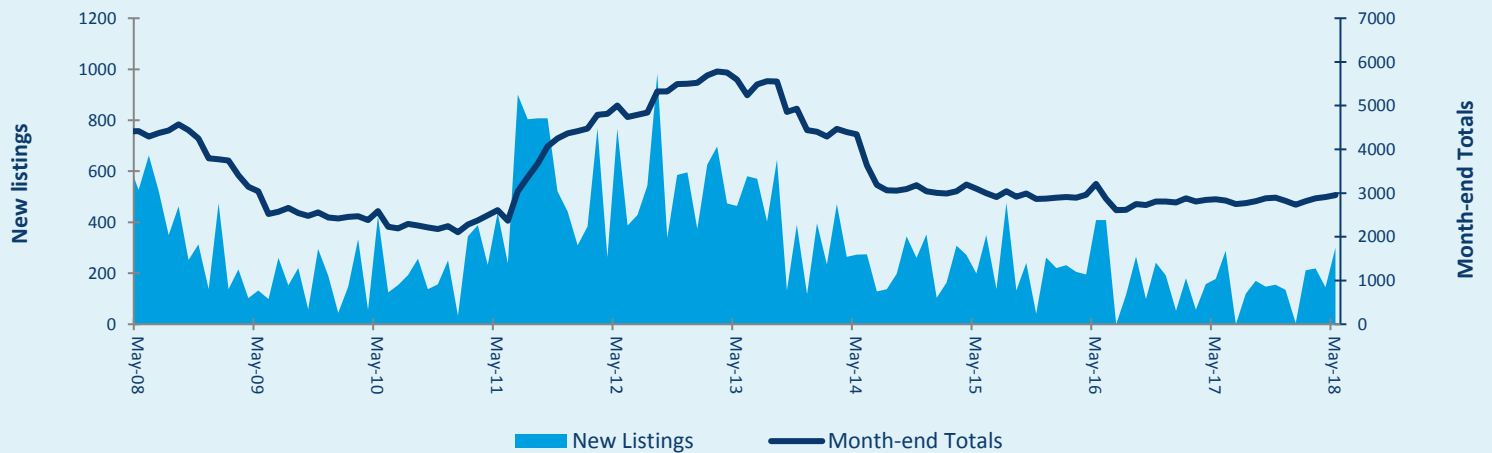
Value Traded by Product Type



Warrant Turnover - Value



Warrants - New Listings & Month-end Totals





Spotlight:

Warrants

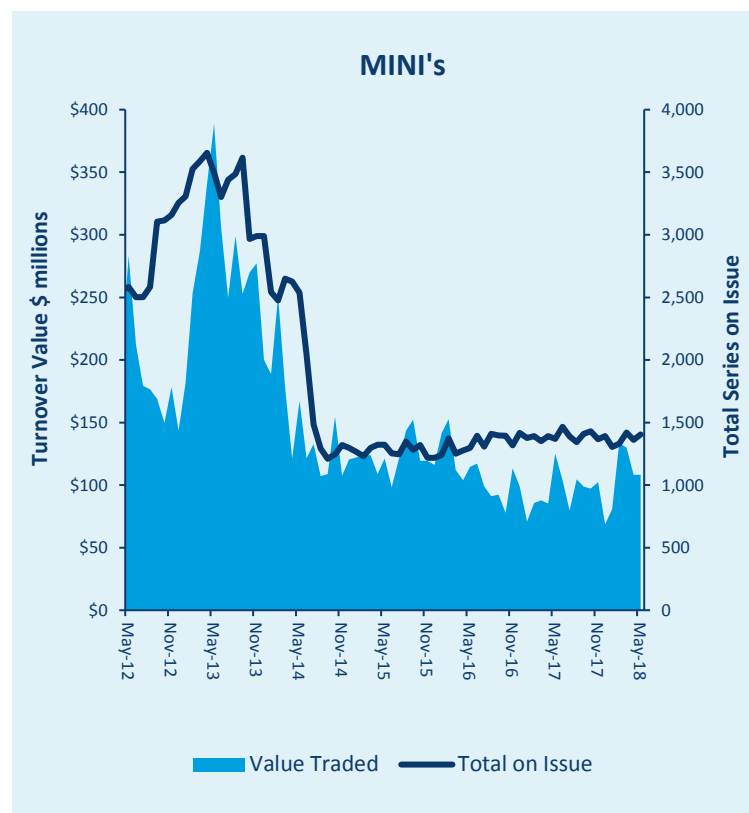
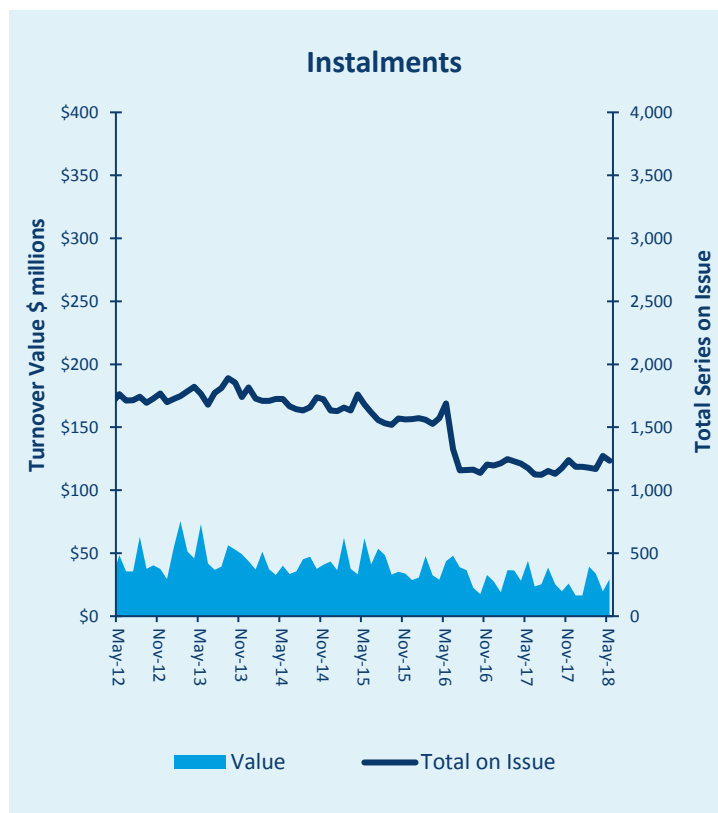


Warrants Summary - May 2018

Transaction days: 23 / Period ending: 31 May 2018

Warrant Type by Issuer		CITIWARRANTS	CBA	MACQUARIE	RBS	RBS PLC	UBS AG	UBS	WESTPAC	TOTAL	%
Instalments	Vanilla	301					151		8	460	15.4%
	Rolling	151	25							176	5.9%
	Self funding	230		24			192		126	572	19.1%
Endowments											
Structured Inv. Products											
DLC Warrants *				2			1			3	0.1%
Bonus Certificates		222								222	7.4%
Trading	Equity	64						2		66	2.2%
	Index	35								35	1.2%
	Currency										
	Commodity										
Knock-out	KO Equity	53								53	1.8%
	KO Index										
MINIs	Equity	1,231								1,231	41.2%
	Index	138								138	4.6%
	Commodity	35								35	1.2%
TOTAL		2,460	25	26			344	2	134	2,991	

* Dual Listed Company Warrant





Spotlight:

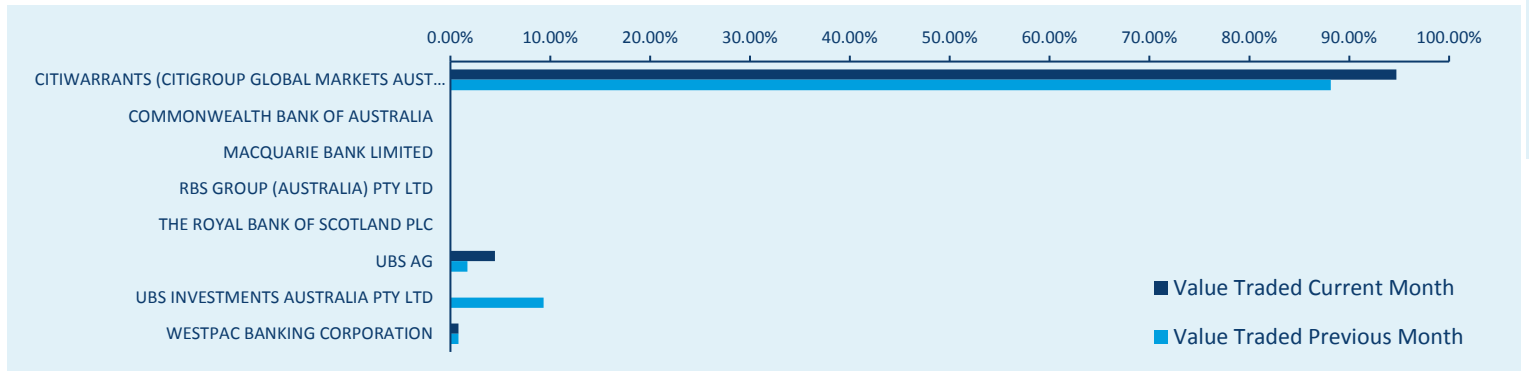
Warrants



Warrants Summary - May 2018

Transaction days: 23 / Period ending: 31 May 2018

Issuer	Monthly Value Traded			
	Daily Average (in \$,000)	vs YTD (\$m)	Mkt Share	YTD Mkt Share
CITIWARRANTS (CITIGROUP GLOBAL MARKETS AUST P/L)	7,472	161.00	94.7%	81.3%
COMMONWEALTH BANK OF AUSTRALIA.	1	0.03	0.0%	0.0%
MACQUARIE BANK LIMITED.	0	0.02	0.0%	0.0%
RBS GROUP (AUSTRALIA) PTY LTD	-	0.07		0.0%
THE ROYAL BANK OF SCOTLAND PLC	-			
UBS AG	352	9.21	4.5%	4.6%
UBS INVESTMENTS AUSTRALIA PTY LTD	-	21.57		10.9%
WESTPAC BANKING CORPORATION	63	6.08	0.8%	3.1%
	7,888	197.98		



Product Type	Monthly Value Traded			
	Daily Average (in \$,000)	vs Prev 12 Mnth	Mkt Share	Prev 12 Mnth Mkt Share
Instalment Vanilla	866	168.3%	11.0%	20.1%
Instalment Rolling	31	1120.5%	0.4%	0.2%
Instalment Self funding	364	5.7%	4.6%	21.4%
Instalment Endowments	-			
Structured Invest. Prod.	16		0.2%	
DLC Warrants *	23	93907.6%	0.3%	0.0%
Trading Equity	27	-97.1%	0.3%	58.3%
Trading Index	58		0.7%	
Trading Currency	-			
Trading Commodity	-			
KO Equity	596		7.6%	
KO Index	27		0.3%	
MINIs Equity	3,958		50.2%	
MINIs Index	1,896		24.0%	
MINIs Commodity	26		0.3%	
	7,888	390.6%		

Information provided does not constitute financial product advice. You should obtain independent advice from an Australian financial services licensee before making any financial decisions. Although ASX Limited ABN 98 008 624 691 and its related bodies corporate ("ASX") has made every effort to ensure the accuracy of the information as at the date of publication, ASX does not give any warranty or representation as to the accuracy, reliability or completeness of the information. To the extent permitted by law, ASX and its employees, officers and contractors shall not be liable for any loss or damage arising in any way (including by way of negligence) from or in connection with any information provided or omitted or from any one acting or refraining to act in reliance on this information. © Copyright 2018 ASX Operations Pty Limited ABN 42 004 523 782. All rights reserved 2018

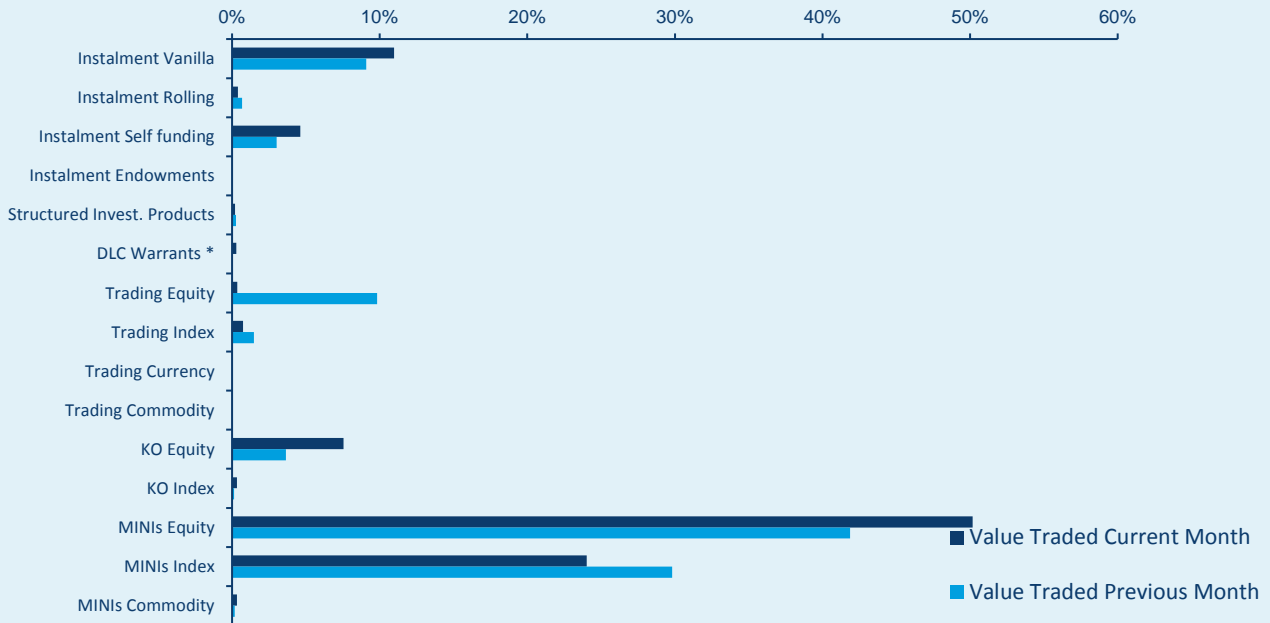


Spotlight: Warrants



Warrants Summary - May 2018

Transaction days: 23 / Period ending: 31 May 2018



Most Activity Traded Underlying by Value this month

Underlying	Value (\$ths)	MKT%
XJO	44,499	29.4%
FX1	14,103	9.3%
CBA	7,855	5.2%
WBC	7,022	4.6%
FMG	6,713	4.4%
BHP	5,801	3.8%
RIO	4,922	3.3%
WES	3,910	2.6%
WPL	3,749	2.5%
ANZ	3,480	2.3%
TOP10	102,055	67.5%
TOTAL	151,118	100.0%

Most Activity Traded Warrant by Value this month

Underlying	Value (\$ths)	MKT%
FX1WUA	14,103	9.33%
XJOKOQ	12,596	8.34%
XJOMOM	5,426	3.59%
XJOLOX	4,925	3.26%
XJOLOJ	3,089	2.04%
XJOLOK	2,906	1.92%
WESKOC	2,679	1.77%
XJOKOI	2,675	1.77%
FMGKOI	1,992	1.32%
CBAKOO	1,989	1.32%
TOP10	52,381	34.66%
TOTAL	151,118	100.00%



Andrew Weaver
Manager, Investment Products
+61 2 9227 0575
andrew.weaver@asx.com.au



Andrew Campion
Head of Investment Products
+61 2 9227 0237
andrew.campion@asx.com.au



Martin Dinh
Senior Product Manager
+61 2 9227 0318
martin.dinh@asx.com.au



Karen Trau
Product Manager
+61 2 9227 0254
karen.trau@asx.com.au