



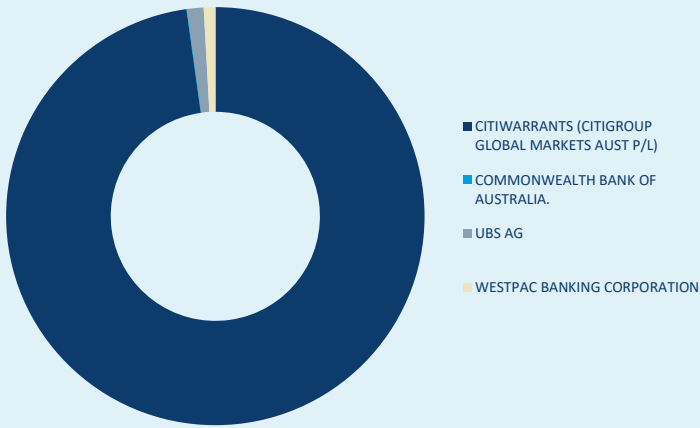
# Spotlight: Warrants



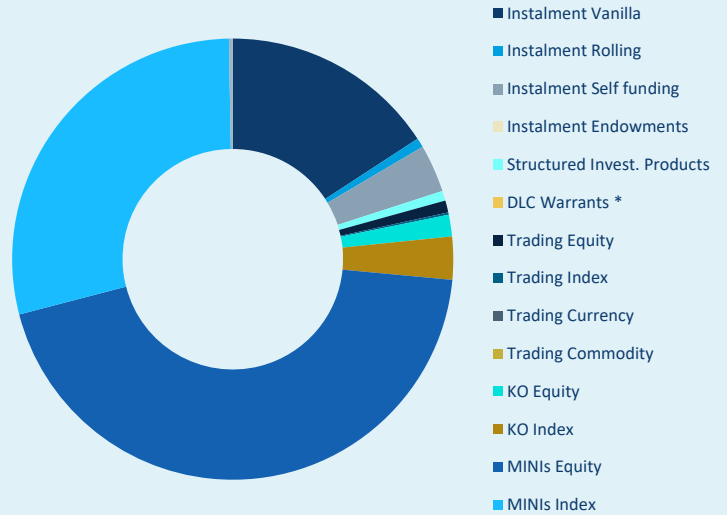
Warrants Summary - October 2018

Transaction days: 23 / Period ending: 31 October 2018

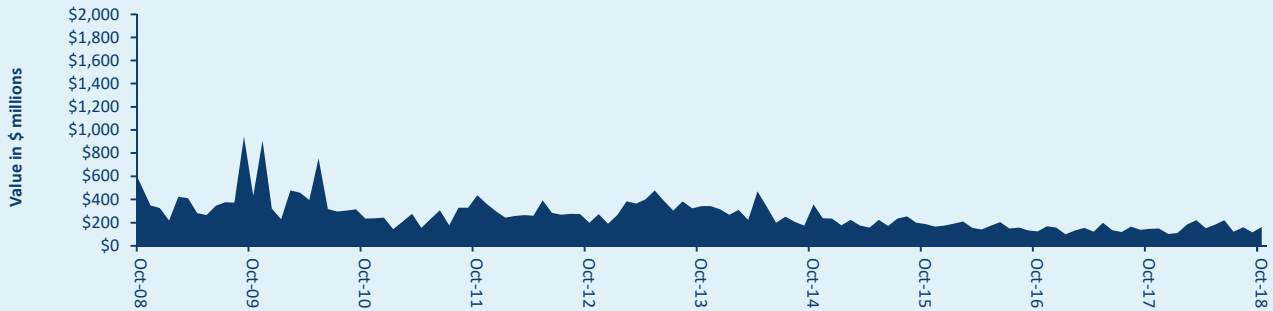
### Value Traded by Issuer



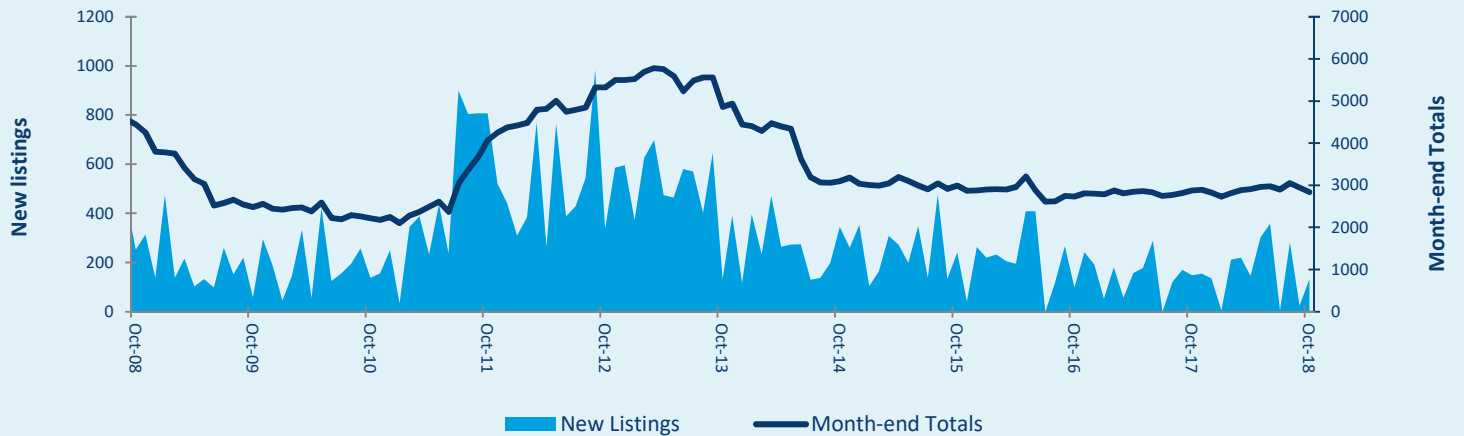
### Value Traded by Product Type



### Warrant Turnover - Value



### Warrants - New Listings & Month-end Totals





# Spotlight:

## Warrants



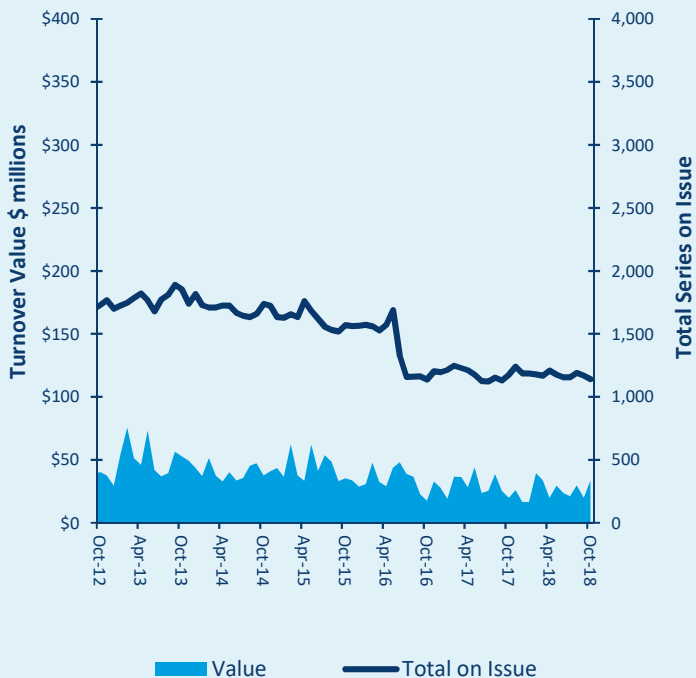
Warrants Summary - October 2018

Transaction days: 23 / Period ending: 31 October 2018

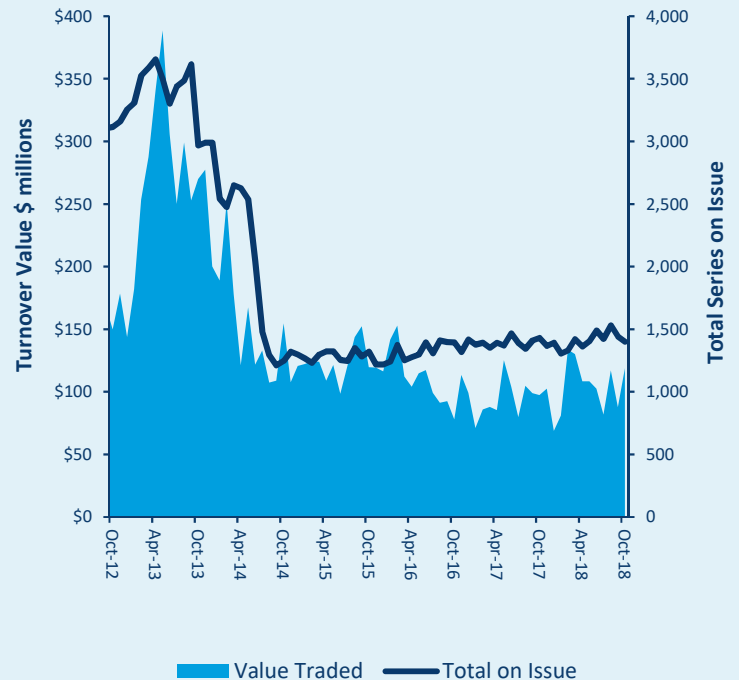
Warrant Type by Issuer		CITIWARRANTS	CBA	MACQUARIE	RBS	RBS PLC	UBS AG	UBS	WESTPAC	TOTAL	%
Instalments	Vanilla	333					137		4	474	16.7%
	Rolling	151	22							173	6.1%
	Self funding	231					148		117	496	17.5%
Endowments											
Structured Inv. Products											
DLC Warrants *											
Bonus Certificates		210								210	7.4%
Trading	Equity	32						2		34	1.2%
	Index	28								28	1.0%
	Currency										
	Commodity										
Knock-out	KO Equity	27								27	1.0%
	KO Index										
MINIs	Equity	1,260								1,260	44.3%
	Index	94								94	3.3%
	Commodity	46								46	1.6%
<b>TOTAL</b>		<b>2,412</b>	<b>22</b>				<b>285</b>	<b>2</b>	<b>121</b>	<b>2,842</b>	

\* Dual Listed Company Warrant

### Instalments



### MINI's





# Spotlight:

## Warrants

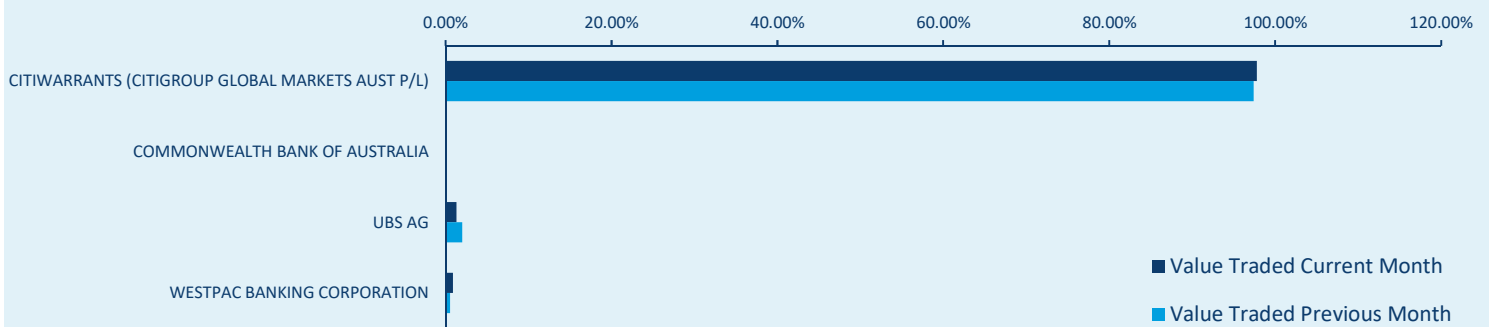


Warrants Summary - October 2018

Transaction days: 23 / Period ending: 31 October 2018

### Monthly Value Traded

Issuer	Daily Average (in \$,000)	vs YTD (\$m)	Mkt Share	YTD Mkt Share
CITIWARRANTS (CITIGROUP GLOBAL MARKETS AUST P/L)	6,887	120.30	97.8%	94.7%
COMMONWEALTH BANK OF AUSTRALIA.	0	0.01	0.0%	0.0%
UBS AG	91	4.44	1.3%	3.5%
WESTPAC BANKING CORPORATION	63	2.32	0.9%	1.8%
	<b>7,041.46</b>	<b>127.07</b>	<b>100%</b>	<b>100%</b>



Product Type	Monthly Value Traded			
	Daily Average (in \$,000)	vs Prev 12 Mnth	Mkt Share	Prev 12 Mnth Mkt Share
Instalment Vanilla	1,113	110.2%	15.8%	8.3%
Instalment Rolling	47	-44.3%	0.7%	1.3%
Instalment Self funding	247	12.7%	3.5%	3.4%
Instalment Endowments	-	-	-	-
Structured Invest. Prod.	52	97.9%	0.7%	0.4%
DLC Warrants *	-	-100%	-	0.0%
Trading Equity	62	-93.7%	0.9%	15.4%
Trading Index	10	-33.1%	0.1%	0.2%
Trading Currency	-	-	-	-
Trading Commodity	-	-	-	-
KO Equity	112	-61.2%	1.6%	4.5%
KO Index	222	10142.4%	3.2%	0.0%
MINIs Equity	3,131	22.7%	44.5%	40.0%
MINIs Index	2,025	20.9%	28.8%	26.2%
MINIs Commodity	19	189.2%	0.3%	0.1%
	<b>7,041</b>	<b>10.2%</b>		

Information provided does not constitute financial product advice. You should obtain independent advice from an Australian financial services licensee before making any financial decisions. Although ASX Limited ABN 98 008 624 691 and its related bodies corporate ("ASX") has made every effort to ensure the accuracy of the information as at the date of publication, ASX does not give any warranty or representation as to the accuracy, reliability or completeness of the information. To the extent permitted by law, ASX and its employees, officers and contractors shall not be liable for any loss or damage arising in any way (including by way of negligence) from or in connection with any information provided or omitted or from any one acting or refraining to act in reliance on this information. © Copyright 2018 ASX Operations Pty Limited ABN 42 004 523 782. All rights reserved 2018

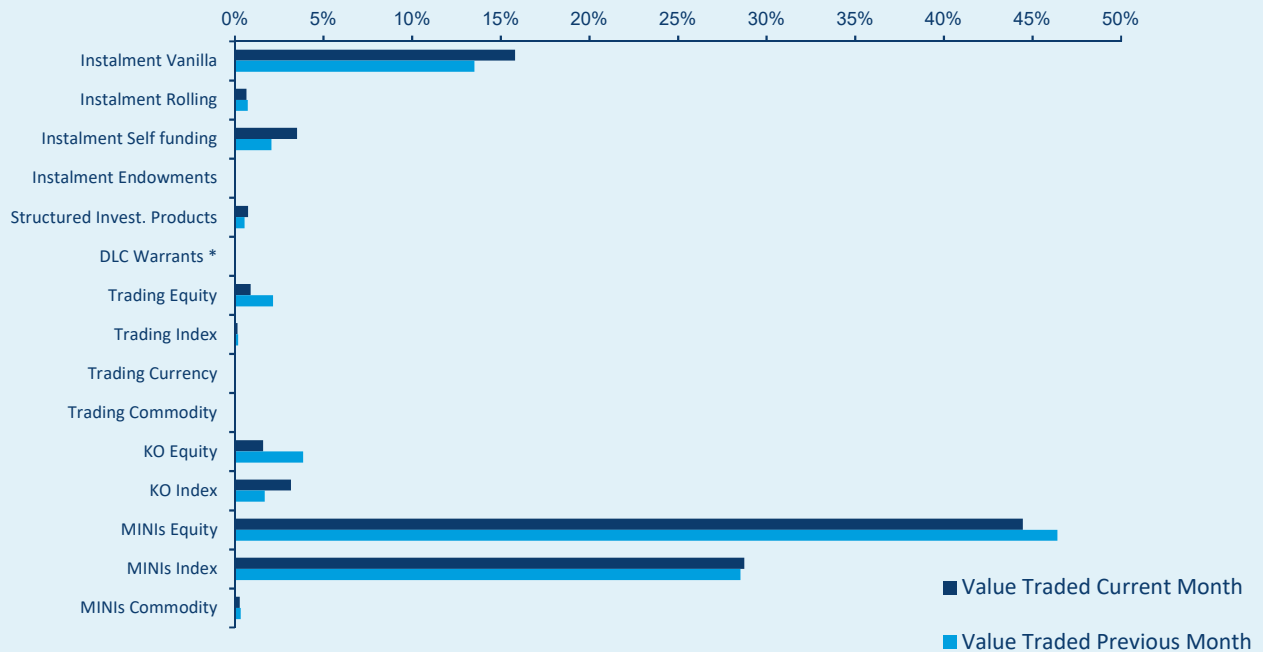


# Spotlight: Warrants



Warrants Summary - October 2018

Transaction days: 23 / Period ending: 31 October 2018



### Most Activity Traded Underlying by Value this month

Underlying	Value (\$ths)	MKT%
XJO	31,803	27.2%
CBA	6,833	5.8%
BHP	6,729	5.8%
WBC	5,927	5.1%
RIO	4,975	4.3%
APT	3,370	2.9%
FXU	3,001	2.6%
A2M	2,819	2.4%
WPL	2,184	1.9%
NAB	2,170	1.9%
-	-	-
<b>TOP10</b>	<b>69,811</b>	<b>59.8%</b>

### Most Activity Traded Warrant by Value this month

Underlying	Value (\$ths)	MKT%
XJOMOW	4,568	3.91%
XJOKOL	4,024	3.44%
XJOMOQ	3,749	3.21%
XJOLOC	2,790	2.39%
XJOKOS	1,719	1.47%
XJOKOZ	1,651	1.41%
NDXKOS	1,407	1.20%
LYCJOY	1,401	1.20%
XJOKOJ	1,335	1.14%
XJOBOL	1,258	1.08%
-	-	-
<b>TOP10</b>	<b>23,902</b>	<b>20.46%</b>



**Andrew Weaver**  
Manager, Investment Products  
+61 2 9227 0575  
andrew.weaver@asx.com.au



**Andrew Campion**  
Head of Investment Products  
+61 2 9227 0237  
andrew.campion@asx.com.au



**Martin Dinh**  
Senior Product Manager  
+61 2 9227 0318  
martin.dinh@asx.com.au



**Karen Trau**  
Product Manager  
+61 2 9227 0254  
karen.trau@asx.com.au