



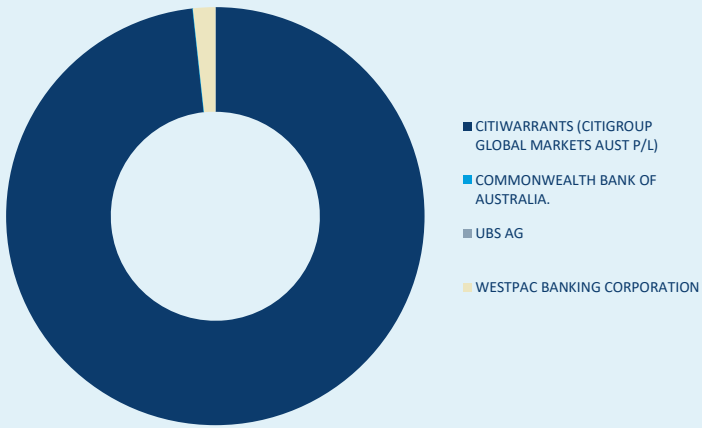
# Spotlight: Warrants



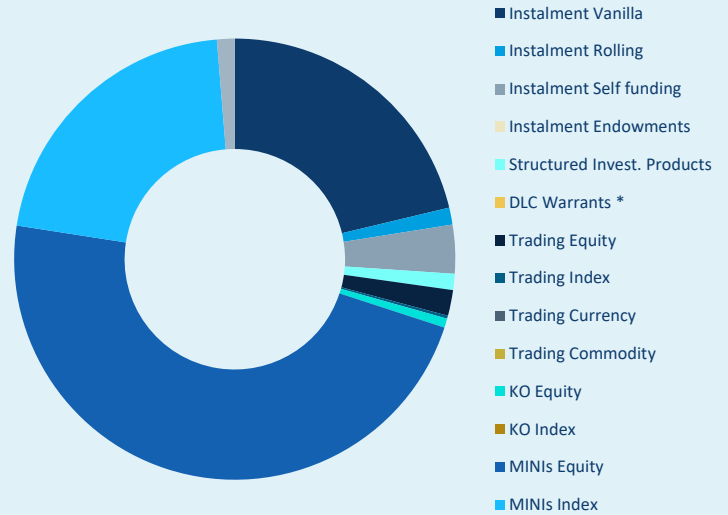
Warrants Summary - October 2019

Transaction days: 24 / Period ending: 31 October 2019

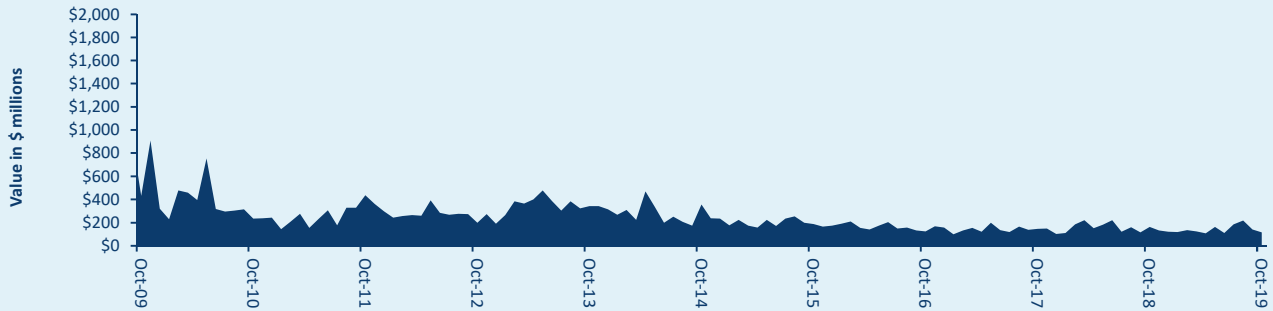
### Value Traded by Issuer



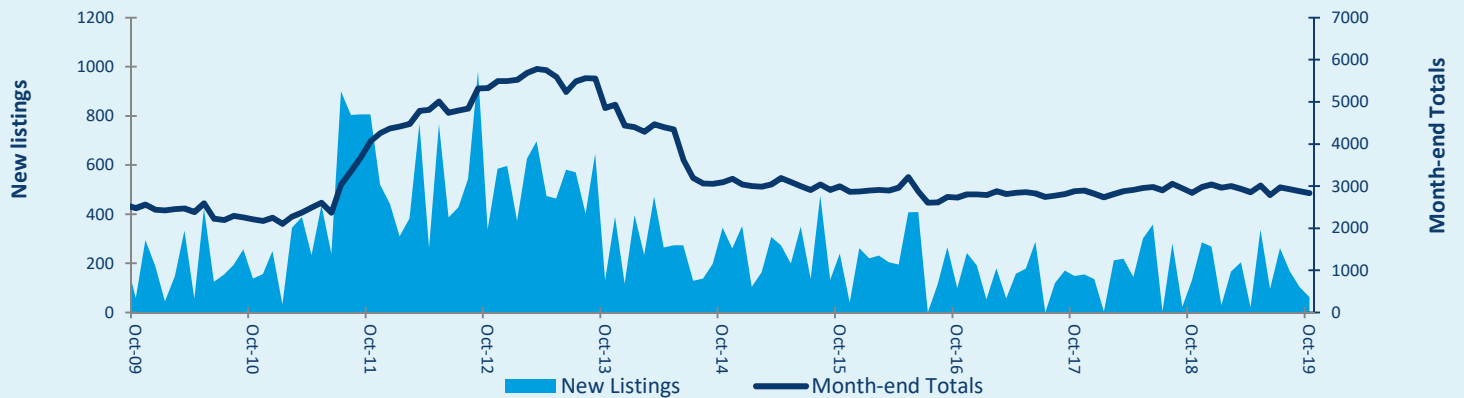
### Value Traded by Product Type



### Warrant Turnover - Value



### Warrants - New Listings & Month-end Totals





# Spotlight: Warrants

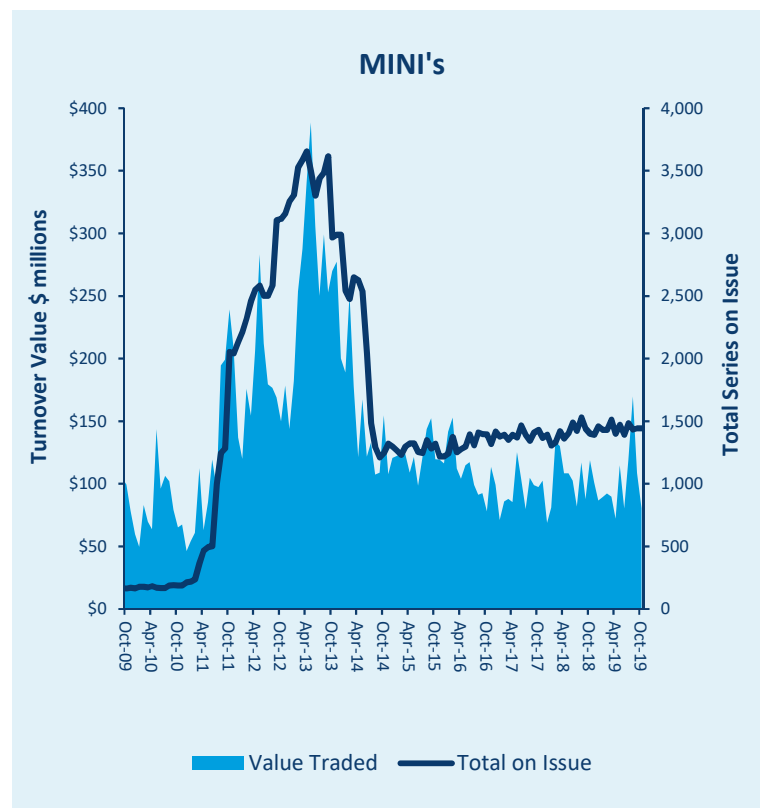
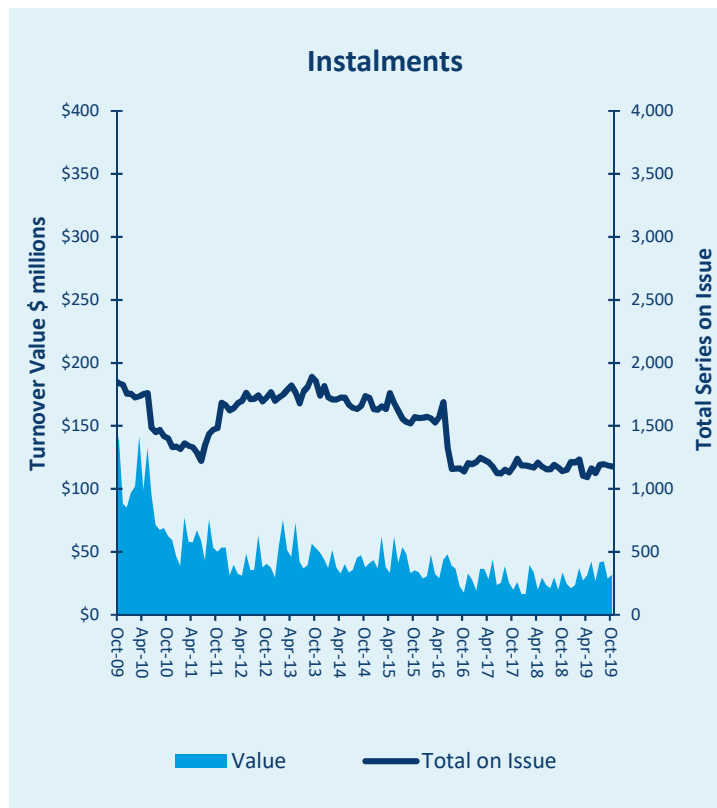


Warrants Summary - October 2019

Transaction days: 24 / Period ending: 31 October 2019

Warrant Type by Issuer		CITIWARRANTS	CBA	MACQUARIE	RBS	RBS PLC	UBS AG	UBS	WESTPAC	TOTAL	%
Instalments	Vanilla	532							22	554	19.5%
	Rolling	150	18							168	5.9%
	Self funding	296							165	461	16.3%
Endowments											
Structured Inv. Products											
DLC Warrants *											
Bonus Certificates		111								111	3.9%
Trading	Equity	32								32	1.1%
	Index	40								40	1.4%
	Currency										
	Commodity										
Knock-out	KO Equity	26								26	0.9%
	KO Index										
MINIs	Equity	1,271								1,271	44.8%
	Index	131								131	4.6%
	Commodity	41								41	1.4%
<b>TOTAL</b>		<b>2,630</b>	<b>18</b>						<b>187</b>	<b>2,835</b>	

\* Dual Listed Company Warrant





# Spotlight:

## Warrants

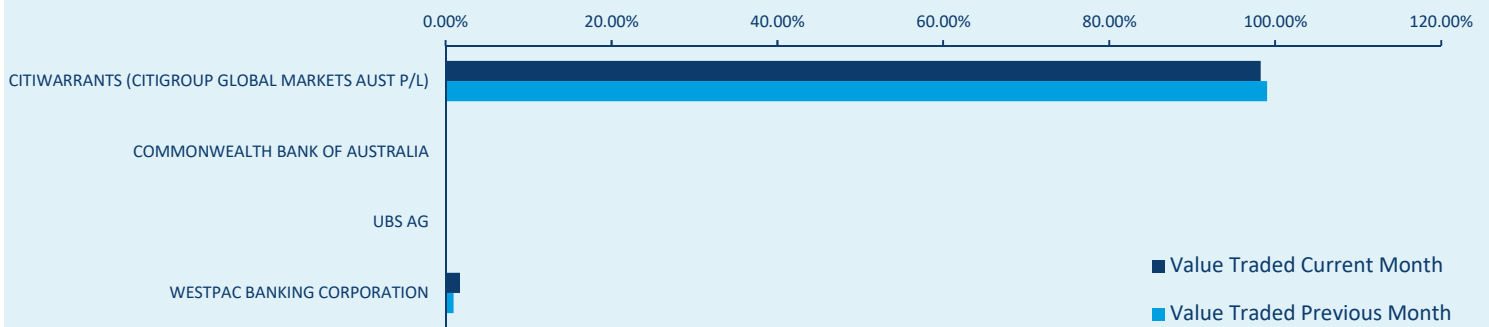


Warrants Summary - October 2019

Transaction days: 24 / Period ending: 31 October 2019

### Monthly Value Traded

Issuer	Daily Average		Mkt Share	YTD Mkt Share
	(in \$,000)	vs YTD (\$m)		
CITIWARRANTS (CITIGROUP GLOBAL MARKETS AUST P/L)	4,785	158.39	98.3%	97.8%
COMMONWEALTH BANK OF AUSTRALIA.	1	0.01	0.0%	0.0%
UBS AG	-	2.09		1.3%
WESTPAC BANKING CORPORATION	84	1.46	1.7%	0.9%
	<b>4,869.72</b>	<b>161.95</b>	<b>100%</b>	<b>100%</b>



Product Type	Monthly Value Traded			
	Daily Average (in \$,000)	vs Prev 12 Mnth	Mkt Share	Prev 12 Mnth Mkt Share
Instalment Vanilla	1,034	-3.1%	21.2%	15.8%
Instalment Rolling	61	35.8%	1.2%	0.7%
Instalment Self funding	174	-26.6%	3.6%	3.5%
Instalment Endowments	-			
Structured Invest. Prod.	58	17.1%	1.2%	0.7%
DLC Warrants *	-			
Trading Equity	92	54.0%	1.9%	0.9%
Trading Index	11	9.4%	0.2%	0.1%
Trading Currency	-			
Trading Commodity	-			
KO Equity	33	-69.1%	0.7%	1.6%
KO Index	-	-100.0%		3.2%
MINIs Equity	2,309	-23.1%	47.4%	44.5%
MINIs Index	1,035	-46.6%	21.3%	28.8%
MINIs Commodity	63	238.6%	1.3%	0.3%
	<b>4,870</b>	<b>-27.8%</b>		

Information provided does not constitute financial product advice. You should obtain independent advice from an Australian financial services licensee before making any financial decisions. Although ASX Limited ABN 98 008 624 691 and its related bodies corporate ("ASX") has made every effort to ensure the accuracy of the information as at the date of publication, ASX does not give any warranty or representation as to the accuracy, reliability or completeness of the information. To the extent permitted by law, ASX and its employees, officers and contractors shall not be liable for any loss or damage arising in any way (including by way of negligence) from or in connection with any information provided or omitted or from any one acting or refraining to act in reliance on this information. © Copyright 2018 ASX Operations Pty Limited ABN 42 004 523 782. All rights reserved 2018

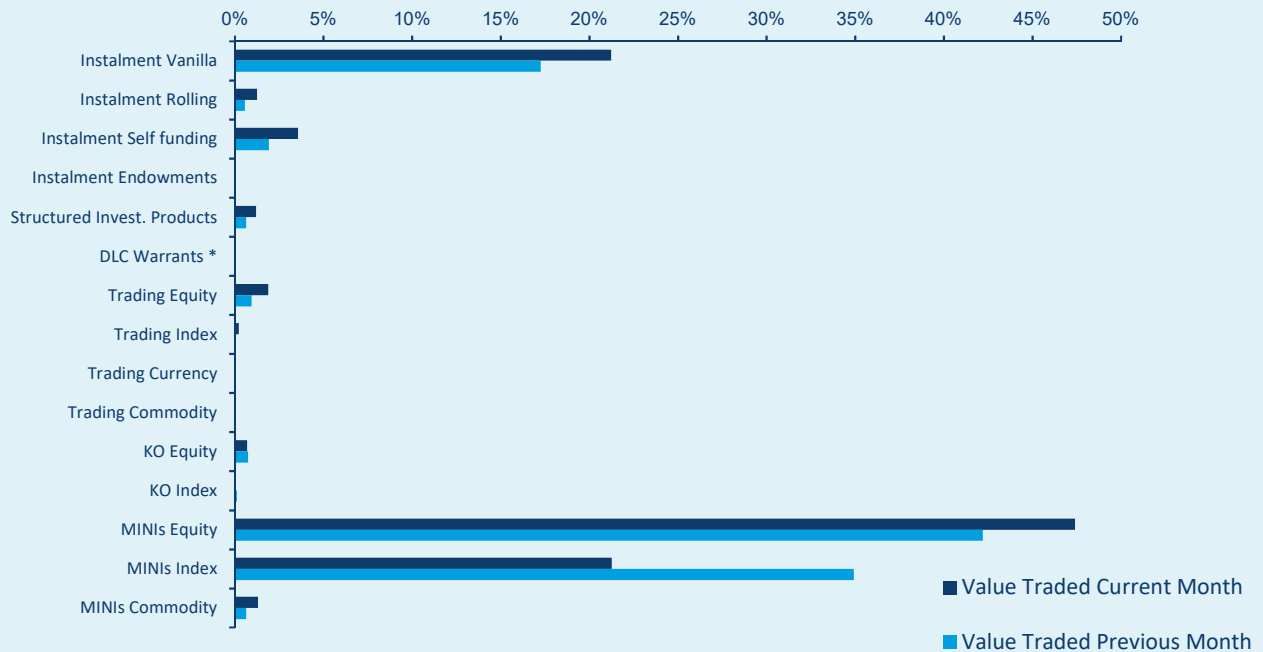


# Spotlight: Warrants



Warrants Summary - October 2019

Transaction days: 24 / Period ending: 31 October 2019



### Most Activity Traded Underlying by Value this month

Underlying	Value (\$ths)	MKT%
XJO	45,262	32.2%
APT	8,383	6.0%
CBA	7,470	5.3%
FMG	4,590	3.3%
BHP	4,411	3.1%
RIO	3,976	2.8%
WPL	3,958	2.8%
WBC	3,866	2.7%
NCM	3,236	2.3%
MQG	2,476	1.8%
-	-	-
<b>TOP10</b>	<b>87,629</b>	<b>62.3%</b>

### Most Activity Traded Warrant by Value this month

Underlying	Value (\$ths)	MKT%
XJOMOQ	23,245	16.53%
XJOMOX	7,497	5.33%
XJOLOD	3,553	2.53%
XJOKOX	3,028	2.15%
APTJOY	2,294	1.63%
XJOLOA	2,085	1.48%
XJOKOZ	2,083	1.48%
XJOMOY	1,669	1.19%
WPLJOF	1,266	0.90%
CBALOL	1,171	0.83%
-	-	-
<b>TOP10</b>	<b>47,892</b>	<b>34.06%</b>



**Andrew Sawyer**  
Manager, Investment Products  
+61 2 9227 0575  
andrew.sawyer@asx.com.au



**Andrew Campbell**  
Head of Investment Products  
+61 2 9227 0207  
andrew.campbell@asx.com.au



**Martin Dinh**  
Senior Product Manager  
+61 2 9227 0318  
martin.dinh@asx.com.au



**Karen Tran**  
Product Manager  
+61 2 9227 0254  
karen.tran@asx.com.au