



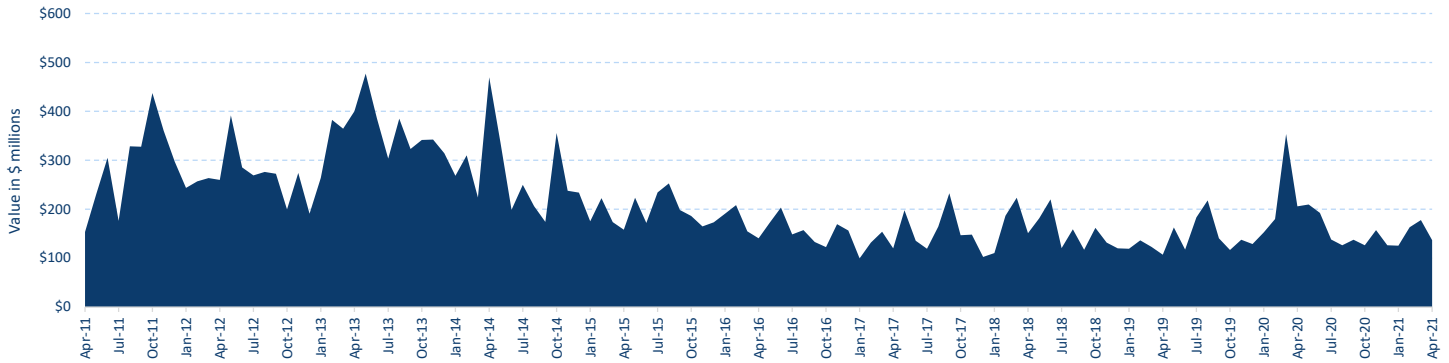
Spotlight: Warrants



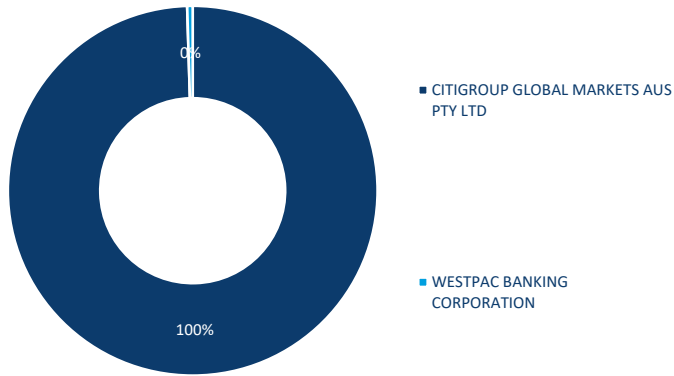
Warrants Summary - April 2021

Transaction days: 20 / Period ending: 30 April 2021

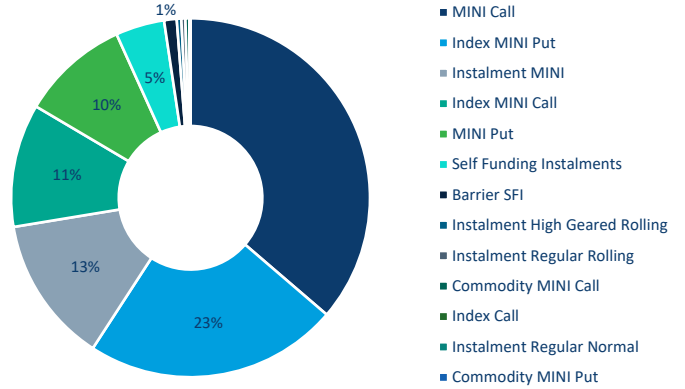
Warrant turnover - value



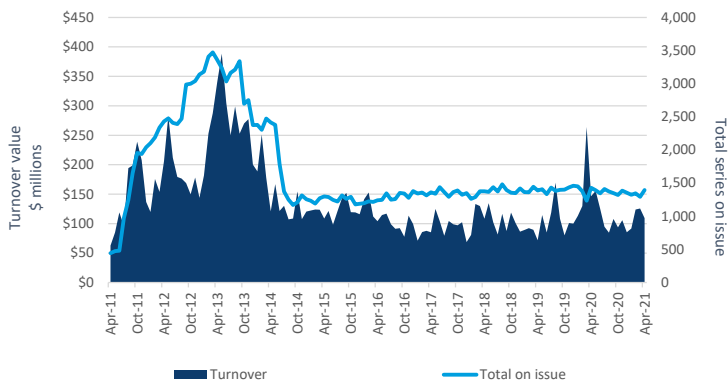
Value traded by issuer



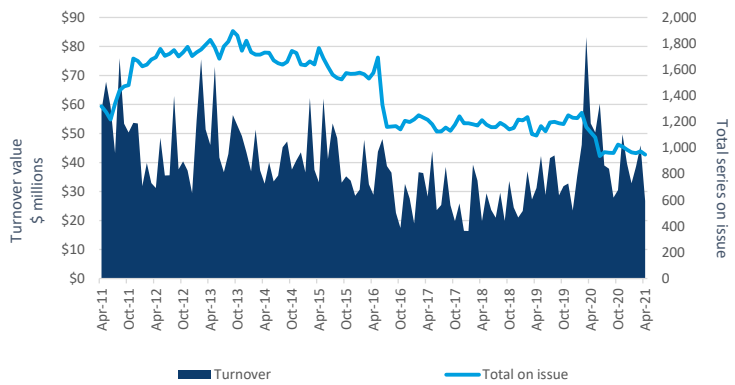
Value traded by product type



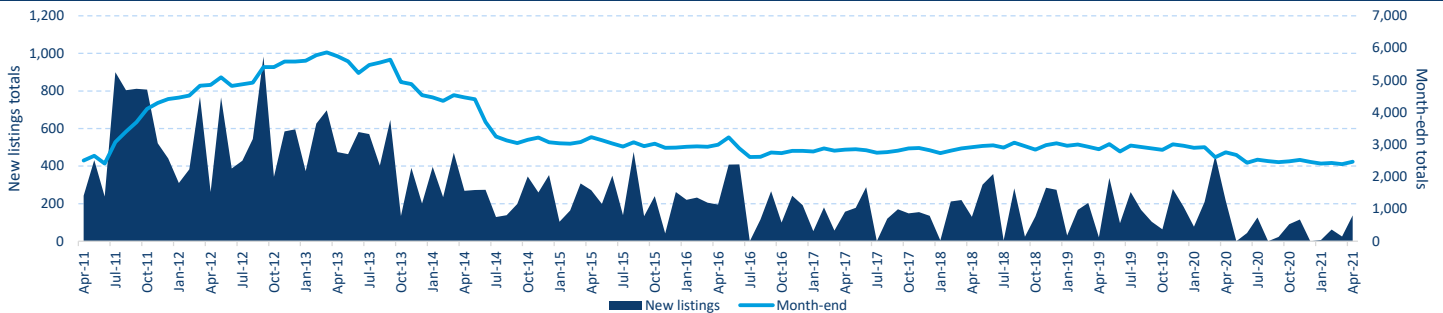
Value traded MINIs



Value traded Instalments



Warrants - new listings & month-end totals





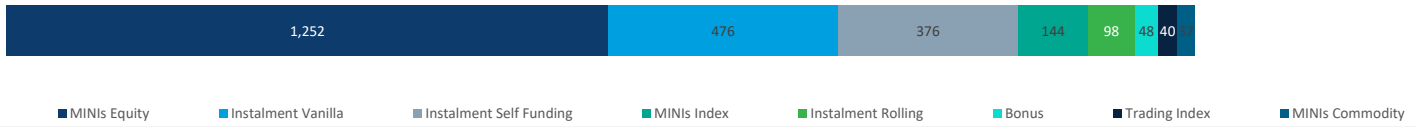
Spotlight: Warrants



Warrants Summary - April 2021

Transaction days: 20 / Period ending: 30 April 2021

Active warrants by product type



Active warrants by issuer



Warrant type by issuer

Product / Issuer	Instalments			Endowments	Structured Inv. Products	DLC Warrants *	Bonus Certificates	Trading				Knock-out		MINIs			TOTAL		
	Vanilla	Rolling	Self funding					Equity	Index	Currency	Commodity	KnO Equity	KnO Index	Equity	Index	Commodity			
CTW	456	98	295	0	0	0	48	0	40	0	0	0	0	0	1,252	144	37	2,370	
WBC	20	0	81	0	0	0	0	0	0	0	0	0	0	0	0	0	0	0	101
TOTAL	476	98	376	0	0	0	48	0	40	0	0	0	0	0	1,252	144	37	2,471	

Most Activity Traded Underlying by Value this month

Underlying	Value (\$ths)	MKT%
XJO	37,370.96	27.4%
APT	7,850.47	5.7%
BHP	6,540.07	4.8%
SPF	5,347.42	3.9%
MQG	4,942.76	3.6%
NST	4,716.82	3.5%
FMG	4,644.71	3.4%
RIO	4,120.97	3.0%
CBA	3,701.78	2.7%
NDX	3,128.15	2.3%
COL	2,864.76	2.1%
ANZ	2,532.09	1.9%
NCM	2,356.01	1.7%
NAB	2,213.89	1.6%
WBC	2,198.77	1.6%
TAH	2,190.49	1.6%
Z1P	1,898.91	1.4%
CSL	1,683.04	1.2%
RRL	1,598.16	1.2%
TLS	1,529.83	1.1%
WPL	1,445.02	1.1%
WHC	1,150.20	0.8%
FXU	1,131.54	0.8%
EVN	1,104.02	0.8%
TOP 25	108,260.81	79.2%

Most Activity Traded Warrant by Value this month

Ticker code	Value (\$ths)	MKT%
XJOKOQ	20,235,523.03	14.8%
XJOKOL	8,084,675.23	5.9%
BHPKOD	3,804,699.76	2.8%
NSTKOC	2,664,132.77	2.0%
APTKOG	2,651,928.56	1.9%
SPFKOU	2,343,296.00	1.7%
XJOMOX	2,214,570.78	1.6%
NDXKOB	2,090,688.10	1.5%
XJOQOJ	2,029,115.92	1.5%
XJOQOP	2,029,091.24	1.5%
APTKOT	1,875,959.67	1.4%
SPFKOT	1,762,240.00	1.3%
APTKOB	1,477,278.35	1.1%
MQGKOJ	1,399,038.71	1.0%
Z1PJOA	1,376,779.71	1.0%
MQGKOZ	1,356,349.52	1.0%
NSTKOR	1,356,186.85	1.0%
BHPKOF	1,330,689.73	1.0%
RRLKOA	1,291,883.95	0.9%
XJOQOC	1,281,762.00	0.9%
APTKOQ	1,229,192.40	0.9%
TAHKOB	1,225,950.00	0.9%
FMGKOD	1,150,331.14	0.8%
CBASOA	1,132,199.55	0.8%
TOP 25	67,393,562.97	49.3%



Andrew Campion
General Manager, Investment Products
+61 2 9227 0237
andrew.campion@asx.com.au



Andrew Weaver
Senior Manager, Investment Products
+61 2 9227 0575
andrew.weaver@asx.com.au



Rory Cunningham
Senior Manager, BD, Investment Products
+61 2 9227 0171
rory.cunningham@asx.com.au



Oran D'Arcy
National BDM
+61 2 9227 0460
oran.darcy@asx.com.au



Martin Dinh
Senior Investment Product Specialist
+61 2 9227 0318
martin.dinh@asx.com.au



Anastasia Anagnostakos
National BDM
+61 2 9227 0869
anastasia.anagnostakos@asx.com.au



Fabiana Candiano
Investment Product Specialist
+61 2 9227 0862
fabiana.candiano@asx.com.au



Roger Daniel
Investment Product Specialist
+61 2 9227 0279
roger.daniel@asx.com.au