



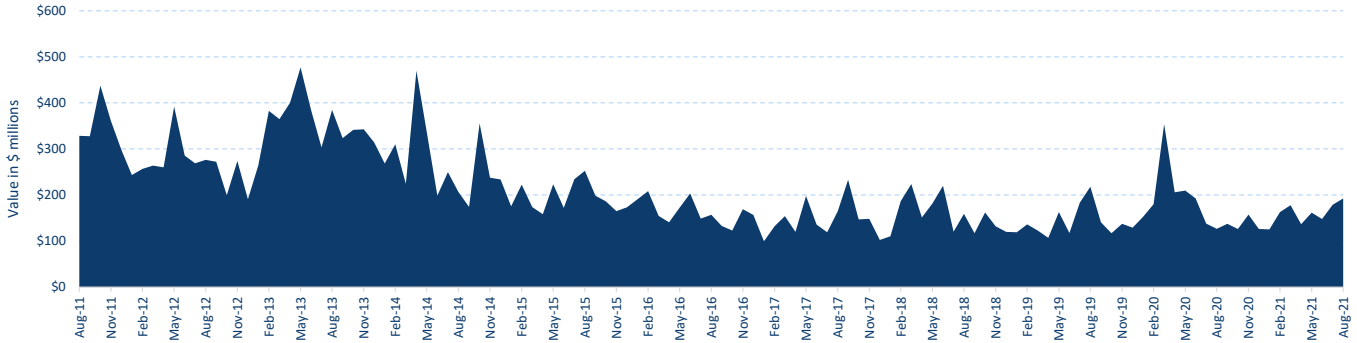
# Spotlight: Warrants



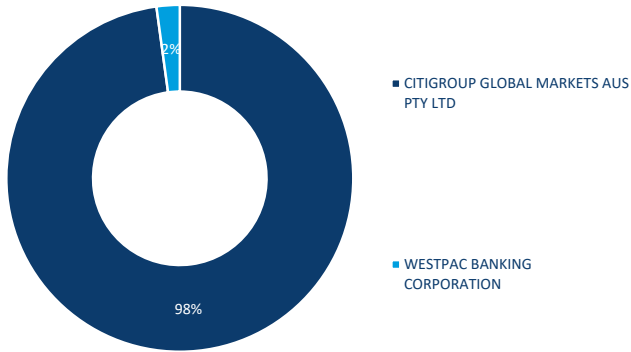
Warrants Summary - August 2021

Transaction days: 22 / Period ending: 31 August 2021

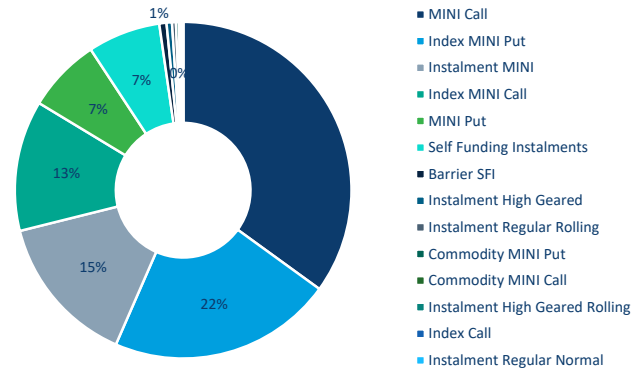
## Warrant turnover - value



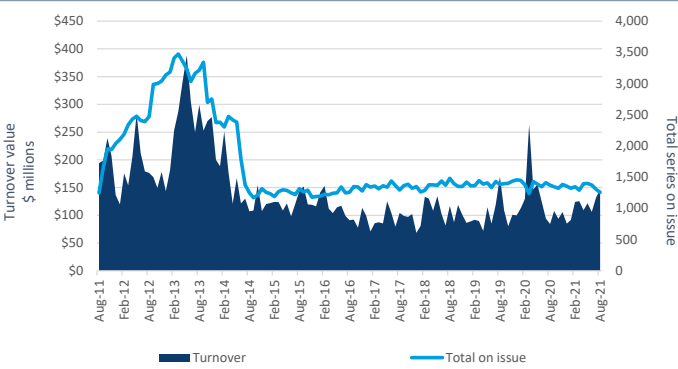
## Value traded by issuer



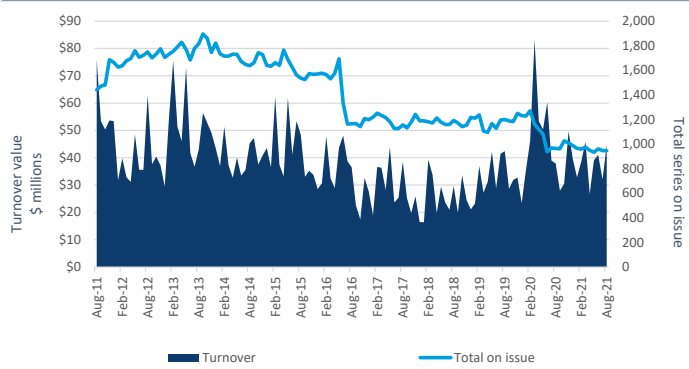
## Value traded by product type



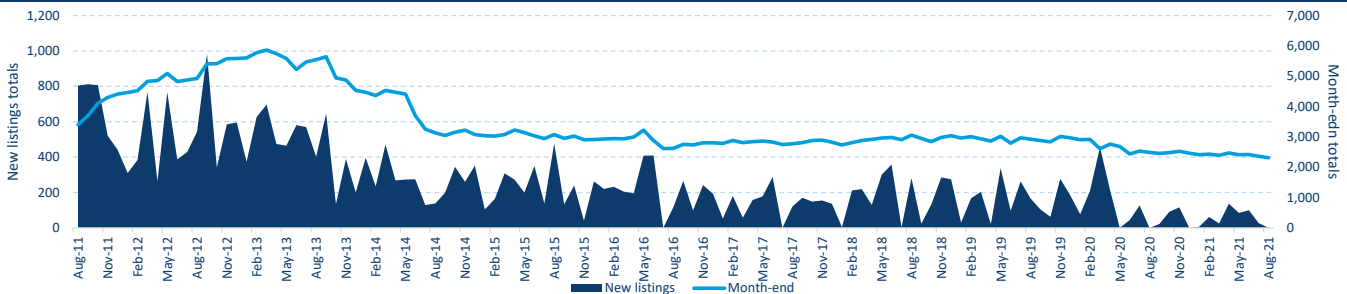
## Value traded MINIs



## Value traded Instalments



## Warrants - new listings & month-end totals





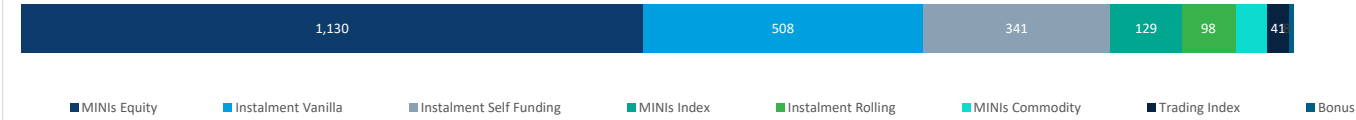
# Spotlight: Warrants



Warrants Summary - August 2021

Transaction days: 22 / Period ending: 31 August 2021

## Active warrants by product type



## Active warrants by issuer



## Warrant type by issuer

Product / Issuer	Instalments			Endowments	Structured Inv. Products	DLC Warrants *	Bonus Certificates	Trading				Knock-out		MINIs			TOTAL		
	Vanilla	Rolling	Self funding					Equity	Index	Currency	Commodity	IKO Equity	IKO Index	Equity	Index	Commodity			
CTW	495	98	260	0	0	0	8	0	41	0	0	0	0	0	1,130	129	57	2,218	
WBC	13	0	81	0	0	0	0	0	0	0	0	0	0	0	0	0	0	0	94
<b>TOTAL</b>	<b>508</b>	<b>98</b>	<b>341</b>	<b>0</b>	<b>0</b>	<b>0</b>	<b>8</b>	<b>0</b>	<b>41</b>	<b>0</b>	<b>0</b>	<b>0</b>	<b>0</b>	<b>0</b>	<b>1,130</b>	<b>129</b>	<b>57</b>	<b>2,312</b>	

### Most Activity Traded Underlying by Value this month

Underlying	Value (\$ths)	MKT%
XJO	62,096.35	32.2%
BHP	15,530.74	8.1%
FMG	11,396.01	5.9%
RIO	6,826.96	3.5%
CBA	6,138.23	3.2%
NAB	5,951.73	3.1%
ANZ	5,497.17	2.9%
NST	4,110.06	2.1%
Z1P	4,001.87	2.1%
CSL	3,476.60	1.8%
CIA	3,198.58	1.7%
NCM	2,853.13	1.5%
APT	2,719.67	1.4%
XRO	2,385.80	1.2%
A2M	2,129.26	1.1%
SPF	2,027.98	1.1%
WBC	1,824.27	0.9%
LYC	1,780.67	0.9%
RRL	1,628.40	0.8%
TPG	1,464.16	0.8%
APX	1,421.59	0.7%
WPL	1,374.93	0.7%
PBH	1,282.20	0.7%
GMA	1,017.58	0.5%
<b>TOP 25</b>	<b>152,133.95</b>	<b>79.0%</b>

### Most Activity Traded Warrant by Value this month

Ticker code	Value (\$ths)	MKT%
XJOKOX	23,495,055.27	12.2%
XJOKOC	10,609,529.68	5.5%
XJOKOR	7,460,073.05	3.9%
BHPKOA	6,097,877.11	3.2%
XJOKOT	5,643,620.20	2.9%
XJOKOF	4,271,925.67	2.2%
FMGKOF	3,487,808.78	1.8%
XJOQOJ	3,343,133.50	1.7%
BHPSOC	2,892,321.40	1.5%
Z1PKOB	2,871,258.01	1.5%
XJOKOP	2,785,466.12	1.4%
XJOQOC	2,566,641.00	1.3%
NSTKOC	2,217,518.26	1.2%
NABSWA	1,955,796.00	1.0%
XROKOA	1,922,415.76	1.0%
FMGKOL	1,818,617.93	0.9%
LYCKOA	1,707,497.45	0.9%
RIOJOB	1,620,574.26	0.8%
ANZSWA	1,480,952.00	0.8%
CIAKOA	1,479,904.62	0.8%
CSLJOY	1,470,099.69	0.8%
FMGKOI	1,453,757.09	0.8%
CBAMOC	1,398,629.68	0.7%
NSTKOP	1,377,587.36	0.7%
<b>TOP 25</b>	<b>95,428,059.89</b>	<b>49.5%</b>



**Andrew Campion**  
General Manager, Investment Products  
+61 2 9227 0237  
andrew.campion@asx.com.au



**Andrew Weaver**  
Senior Manager, Investment Products  
+61 2 9227 0575  
andrew.weaver@asx.com.au



**Rory Cunningham**  
Senior Manager, BD, Investment Products  
+61 2 9227 0171  
rory.cunningham@asx.com.au



**Martin Dinh**  
Senior Investment Product Specialist  
+61 2 9227 0318  
martin.dinh@asx.com.au



**Anastasia Anagnostakos**  
National BDM  
+61 2 9227 0869  
anastasia.anagnostakos@asx.com.au



**Fabiana Candiano**  
Investment Product Specialist  
+61 2 9227 0862  
fabiana.candiano@asx.com.au



**Roger Daniel**  
Investment Product Specialist  
+61 2 9227 0279  
roger.daniel@asx.com.au



**Helen Chong**  
National BDM  
+61 2 9227 0628  
helen.chong@asx.com.au