



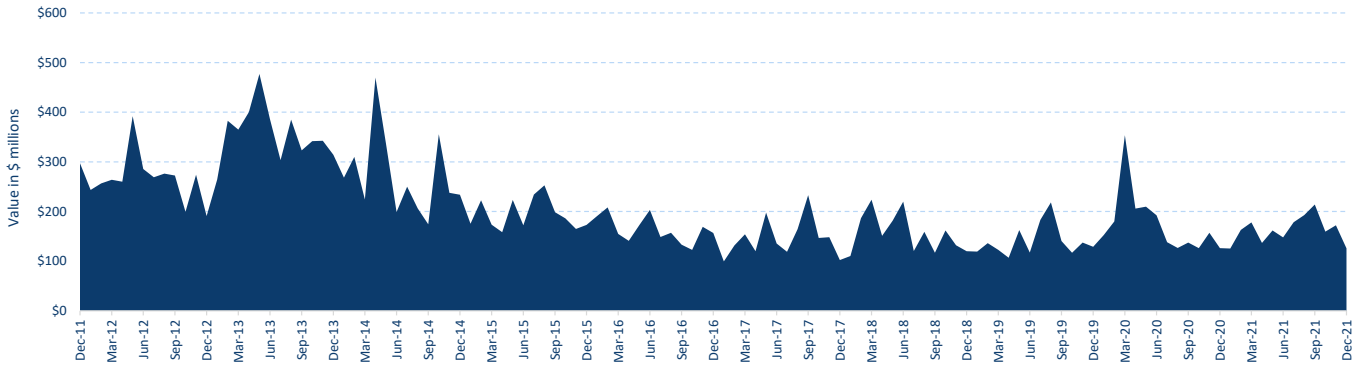
Spotlight: Warrants



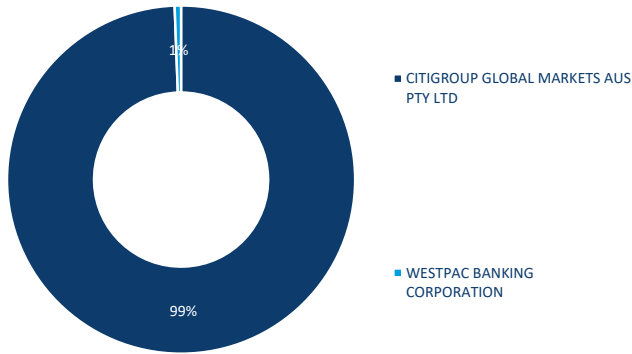
Warrants Summary - December 2021

Transaction days: 21 / Period ending: 31 December 2021

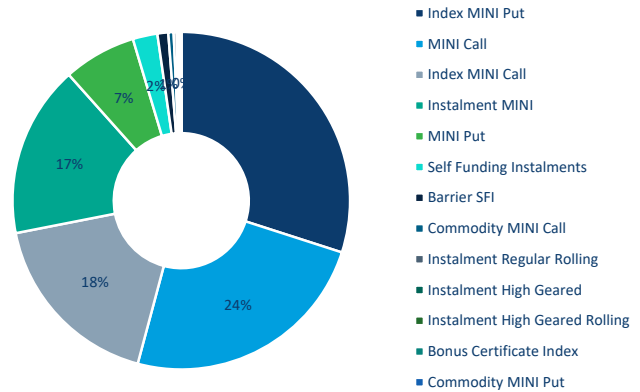
Warrant turnover - value



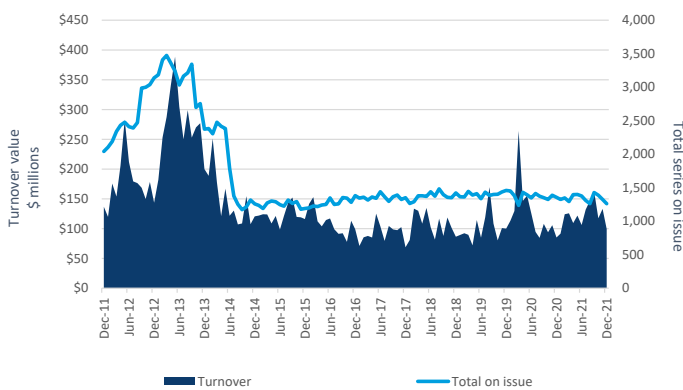
Value traded by issuer



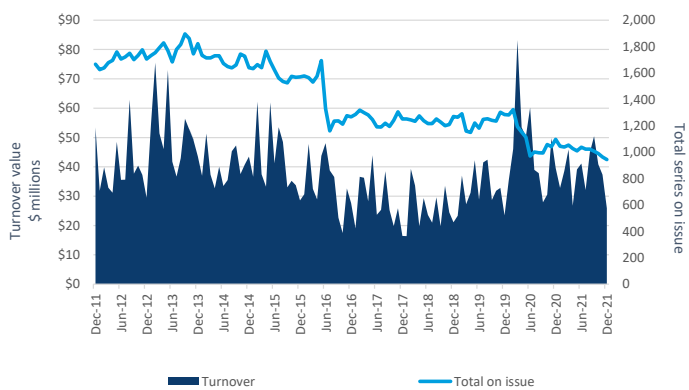
Value traded by product type



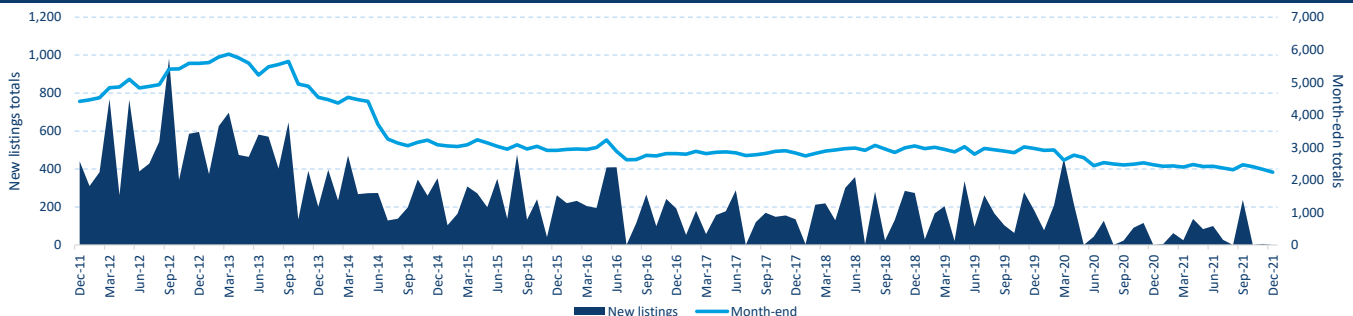
Value traded MINIs



Value traded Instalments



Warrants - new listings & month-end totals





Spotlight: Warrants



Warrants Summary - December 2021

Transaction days: 21 / Period ending: 31 December 2021

Active warrants by product type



■ MINIs Equity ■ Instalment Vanilla ■ Instalment Self Funding ■ MINIs Index ■ Instalment Rolling ■ MINIs Commodity ■ Trading Index ■ Bonus

Active warrants by issuer



■ CTW ■ WBC ■ ABM

Warrant type by issuer

Product / Issuer	Instalments			Endowments	Structured Inv. Products	DLC Warrants *	Bonus Certificates	Trading				Knock-out		MINIs			TOTAL		
	Vanilla	Rolling	Self funding					Equity	Index	Currency	Commodity	iKO Equity	iKO Index	Equity	Index	Commodity			
CTW	449	84	265	0	0	0	8	0	44	0	0	0	0	0	0	1,138	122	53	2,163
WBC	0	0	72	0	0	0	0	0	0	0	0	0	0	0	0	0	0	0	72
TOTAL	449	84	337	0	0	0	8	0	44	0	0	0	0	0	0	1,139	122	53	2,236

Most Activity Traded Underlying by Value this month

Underlying	Value (\$ths)	MKT%
XJO	49,325.73	39.2%
DJX	7,234.36	5.7%
FMG	6,742.61	5.4%
CSL	4,793.90	3.8%
BHP	4,427.69	3.5%
MFG	3,110.56	2.5%
CBA	3,091.92	2.5%
SPF	2,593.18	2.1%
NCM	2,150.30	1.7%
ANZ	1,978.94	1.6%
WBC	1,674.90	1.3%
XRO	1,649.33	1.3%
PLS	1,578.46	1.3%
RIO	1,577.57	1.3%
MQG	1,563.40	1.2%
MIN	1,253.85	1.0%
WHC	1,252.70	1.0%
LYC	1,113.78	0.9%
WOW	1,076.49	0.9%
IOZ	1,060.97	0.8%
PDN	1,007.23	0.8%
NDX	942.91	0.7%
APT	867.81	0.7%
RRL	803.97	0.6%
TOP 25	102,872.56	81.7%

Most Activity Traded Warrant by Value this month

Ticker code	Value (\$ths)	MKT%
XJOKOR	25,160,939.87	20.0%
XJOKOG	9,868,562.12	7.8%
XJOQOJ	6,050,695.84	4.8%
DJXKOZ	2,901,116.00	2.3%
XJOQOE	2,518,972.69	2.0%
FMGKOC	2,269,722.81	1.8%
XJOKOT	2,053,427.92	1.6%
DJXMOE	1,865,806.02	1.5%
DJXMOP	1,791,872.60	1.4%
CSLKOF	1,551,490.93	1.2%
XJOMOT	1,529,981.77	1.2%
XROKOB	1,417,579.70	1.1%
MFGKOR	1,259,454.32	1.0%
NCMJOC	1,202,304.95	1.0%
FMGJOA	1,006,803.11	0.8%
RIOKOI	999,664.57	0.8%
PLSKOA	958,622.07	0.8%
CSLJOD	938,645.52	0.7%
BHPJOL	938,426.80	0.7%
ANZJOA	917,632.76	0.7%
CBAJOB	914,940.00	0.7%
PDNJOA	890,905.65	0.7%
WBCJOC	861,151.59	0.7%
MINKOF	841,363.70	0.7%
TOP 25	70,710,083.31	56.1%



Andrew Campion
General Manager, Investment Products
+61 2 9227 0237
andrew.campion@asx.com.au



Andrew Weaver
Senior Manager, Investment Products
+61 2 9227 0575
andrew.weaver@asx.com.au



Rory Cunningham
Senior Manager, BD, Investment Products
+61 2 9227 0171
rory.cunningham@asx.com.au



Martin Dinh
Senior Investment Product Specialist
+61 2 9227 0318
martin.dinh@asx.com.au



Anastasia Anagnostakos
National BDM
+61 2 9227 0869
anastasia.anagnostakos@asx.com.au



Fabiana Candiano
Investment Product Specialist
+61 2 9227 0862
fabiana.candiano@asx.com.au



Roger Daniel
Investment Product Specialist
+61 2 9227 0279
roger.daniel@asx.com.au



Helen Chong
National BDM
+61 2 9227 0628
helen.chong@asx.com.au