



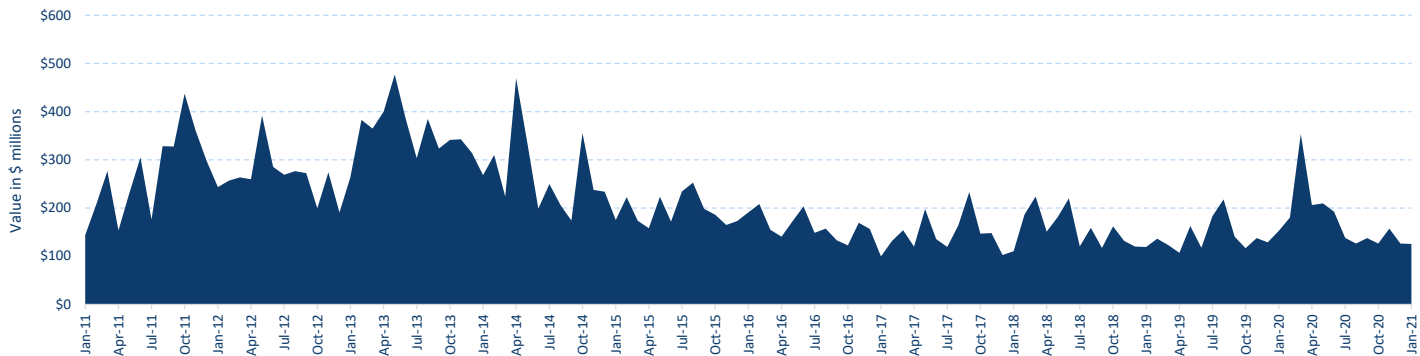
# Spotlight: Warrants



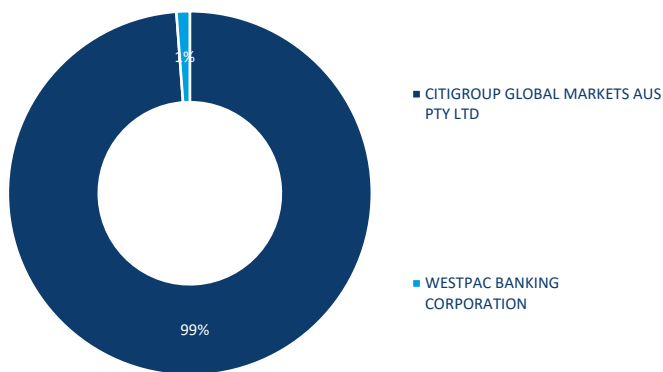
Warrants Summary - January 2021

Transaction days: 19 / Period ending: 31 January 2021

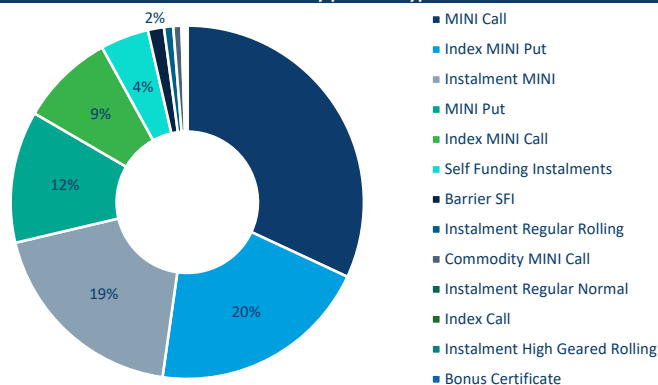
## Warrant turnover - value



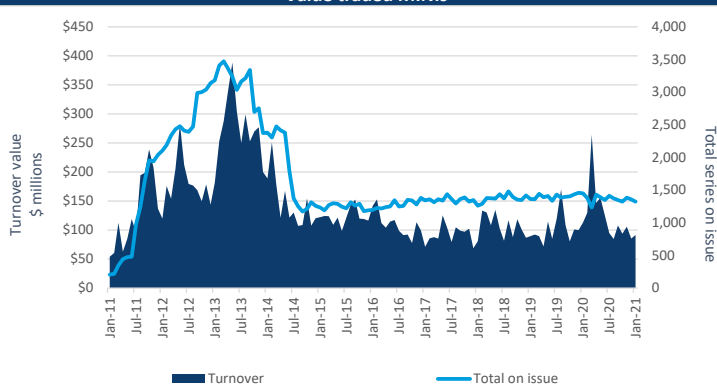
## Value traded by issuer



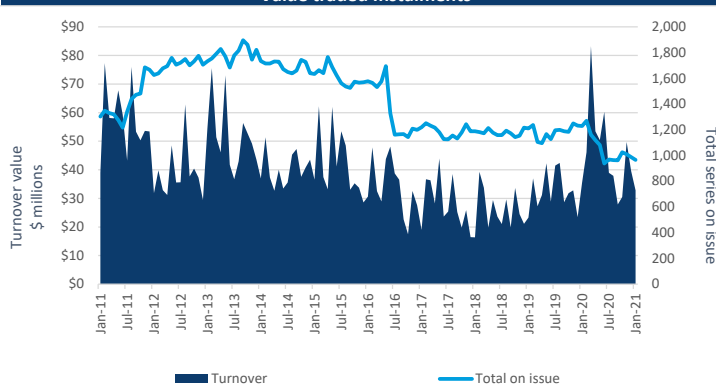
## Value traded by product type



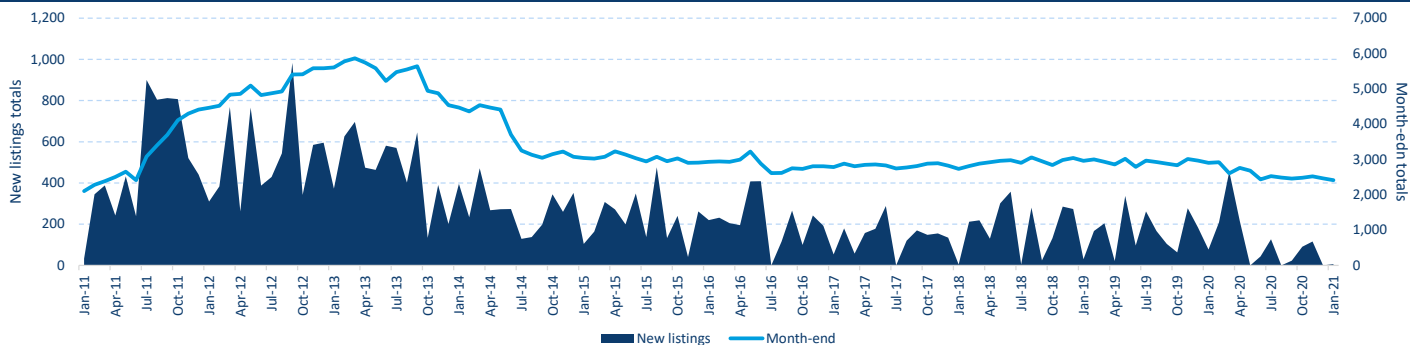
## Value traded MINIs



## Value traded Instalments



## Warrants - new listings & month-end totals





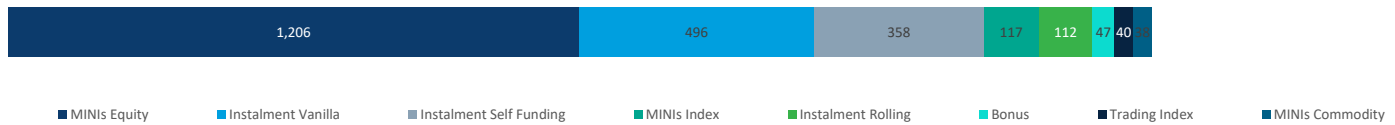
# Spotlight: Warrants



Warrants Summary - January 2021

Transaction days: 19 / Period ending: 31 January 2021

## Active warrants by product type



## Active warrants by issuer



## Warrant type by issuer

Product / Issuer	Instalments			Endowments	Structured Inv. Products	DLC Warrants *	Bonus Certificates	Trading				Knock-out		MINIs			TOTAL		
	Vanilla	Rolling	Self funding					Equity	Index	Currency	Commodity	IKO Equity	IKO Index	Equity	Index	Commodity			
CTW	476	112	277	0	0	0	47	0	40	0	0	0	0	0	1,206	117	38	2,313	
WBC	20	0	81	0	0	0	0	0	0	0	0	0	0	0	0	0	0	0	101
<b>TOTAL</b>	<b>496</b>	<b>112</b>	<b>358</b>	<b>0</b>	<b>0</b>	<b>0</b>	<b>47</b>	<b>0</b>	<b>40</b>	<b>0</b>	<b>0</b>	<b>0</b>	<b>0</b>	<b>0</b>	<b>1,206</b>	<b>117</b>	<b>38</b>	<b>2,414</b>	

## Most Activity Traded Underlying by Value this month

Underlying	Value (\$ths)	MKT%
XJO	32,919.58	26.2%
APT	9,469.29	7.5%
BHP	7,527.02	6.0%
FMG	5,764.72	4.6%
RIO	5,486.33	4.4%
CSL	4,690.24	3.7%
MQG	3,748.49	3.0%
WBC	3,731.15	3.0%
ANZ	3,407.48	2.7%
NDX	2,786.41	2.2%
Z1P	2,766.06	2.2%
CBA	2,457.02	2.0%
NCM	2,412.29	1.9%
NAB	2,357.05	1.9%
OZL	2,148.50	1.7%
WPL	1,421.01	1.1%
STW	1,163.75	0.9%
TLS	1,094.04	0.9%
COL	1,069.14	0.9%
WHC	1,015.09	0.8%
MFG	826.41	0.7%
AGL	820.12	0.7%
TAH	794.57	0.6%
SLR	772.87	0.6%
<b>TOP 25</b>	<b>100,648.62</b>	<b>80.2%</b>

## Most Activity Traded Warrant by Value this month

Ticker code	Value (\$ths)	MKT%
XJOKOR	10,995,904.23	8.8%
XJOKOU	10,837,668.51	8.6%
BHPKOB	5,259,952.81	4.2%
XJOQOG	4,776,943.47	3.8%
APTKOB	4,420,263.18	3.5%
APTKOP	2,863,781.18	2.3%
RIOKOA	2,775,594.47	2.2%
NDXMOB	2,219,410.00	1.8%
XJOKOS	2,109,384.94	1.7%
CSLKH	1,907,648.74	1.5%
OZLJOC	1,883,758.03	1.5%
Z1PJOA	1,757,708.97	1.4%
XJOKOL	1,659,473.36	1.3%
MQGKOX	1,604,399.75	1.3%
ANZKOC	1,523,656.16	1.2%
FMGMOC	1,385,745.78	1.1%
WBCMOB	1,304,203.78	1.0%
CSLJOE	1,192,814.10	1.0%
FMGKOX	1,174,054.05	0.9%
NCMKOM	1,036,281.61	0.8%
RIOKOW	944,211.54	0.8%
WBCJOE	901,154.85	0.7%
APTKOQ	876,721.41	0.7%
STWSOS	870,588.49	0.7%
<b>TOP 25</b>	<b>66,281,323.41</b>	<b>52.8%</b>



**Andrew Campion**  
General Manager, Investment Products  
+61 2 9227 0237  
andrew.campion@asx.com.au



**Andrew Weaver**  
Senior Manager, Investment Products  
+61 2 9227 0575  
andrew.weaver@asx.com.au



**Rory Cunningham**  
Senior Manager, Business Development, Investment Products  
+61 2 9227 0171  
rory.cunningham@asx.com.au



**Oran D'Arcy**  
National Business Development Manager  
+61 2 9227 0460  
oran.darcy@asx.com.au



**Martin Dinh**  
Senior Investment Product Specialist  
+61 2 9227 0318  
martin.dinh@asx.com.au



**Anastasia Anagnostakos**  
National Business Development Manager  
+61 2 9227 0869  
anastasia.anagnostakos@asx.com.au



**Fabiana Candiano**  
Investment Product Specialist  
+61 2 9227 0862  
fabiana.candiano@asx.com.au



**Roger Daniel**  
Investment Product Specialist  
+61 2 9227 0279  
roger.daniel@asx.com.au