



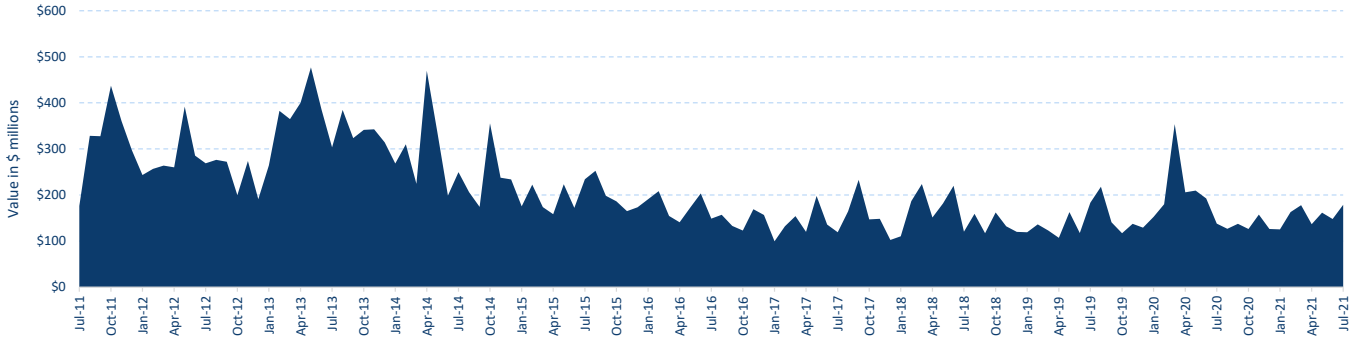
Spotlight: Warrants



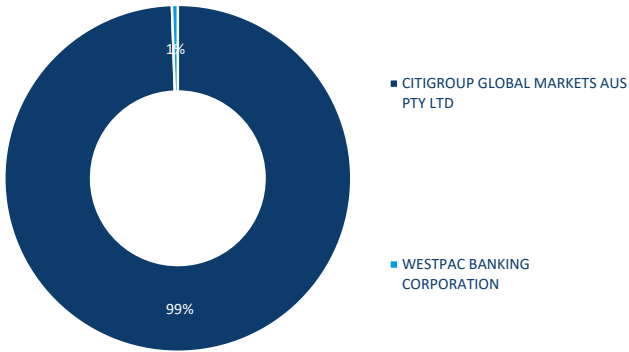
Warrants Summary - July 2021

Transaction days: 22 / Period ending: 31 July 2021

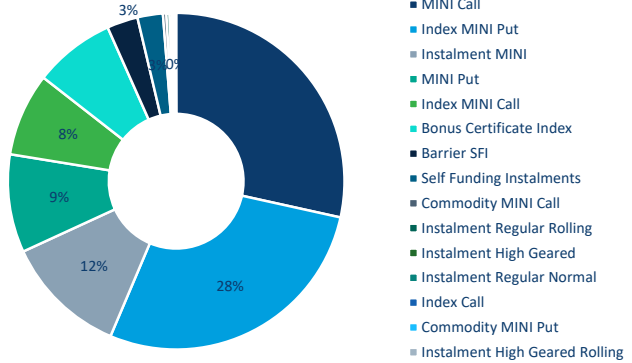
Warrant turnover - value



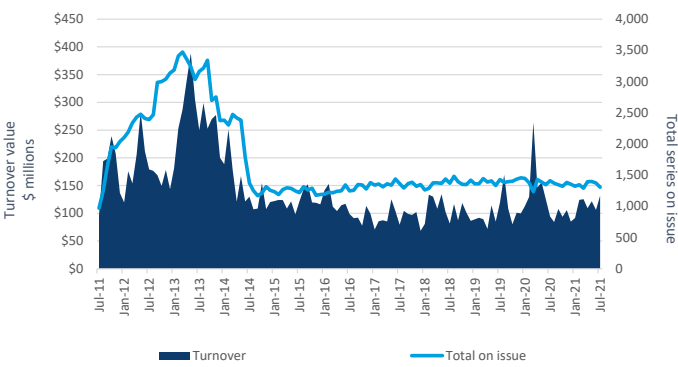
Value traded by issuer



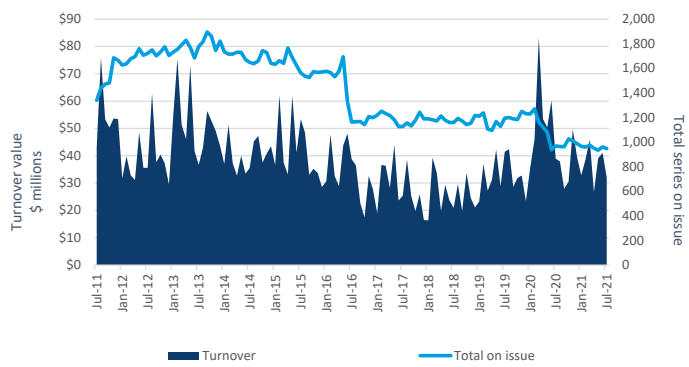
Value traded by product type



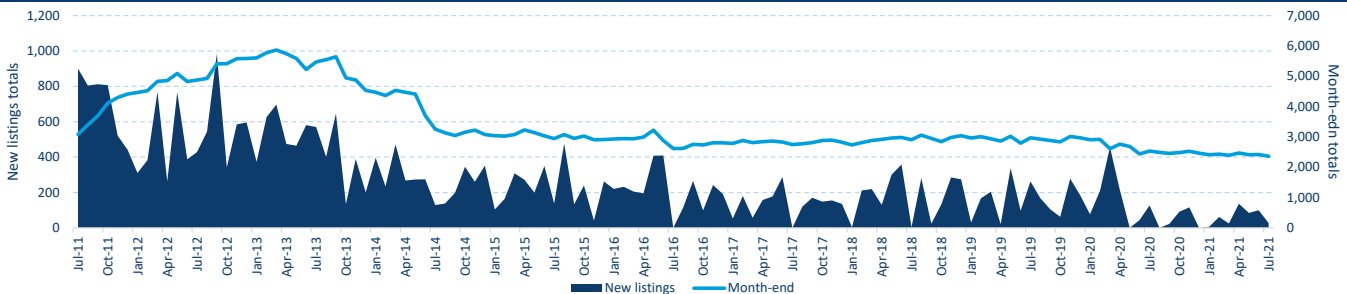
Value traded MINIS



Value traded Instalments



Warrants - new listings & month-end totals





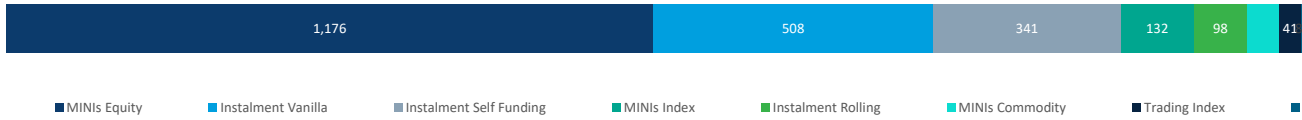
Spotlight: Warrants



Warrants Summary - July 2021

Transaction days: 22 / Period ending: 31 July 2021

Active warrants by product type



Active warrants by issuer



Warrant type by issuer

Product / Issuer	Instalments			Endowments	Structured Inv. Products	DLC Warrants *	Bonus Certificates	Trading				Knock-out		MINIs			TOTAL		
	Vanilla	Rolling	Self funding					Equity	Index	Currency	Commodity	KO Equity	KO Index	Equity	Index	Commodity			
CTW	495	98	260	0	0	0	8	0	41	0	0	0	0	0	1,176	132	57	2,267	
WBC	13	0	81	0	0	0	0	0	0	0	0	0	0	0	0	0	0	0	94
TOTAL	508	98	341	0	0	0	8	0	41	0	0	0	0	0	1,176	132	57	2,361	

Most Activity Traded Underlying by Value this month

Underlying	Value (\$ths)	MKT%
XJO	70,361.28	39.4%
FMG	6,728.11	3.8%
Z1P	6,727.68	3.8%
NST	5,610.81	3.1%
SPF	5,296.00	3.0%
BHP	4,615.52	2.6%
APT	4,291.65	2.4%
CBA	4,014.10	2.2%
WDIV	3,636.55	2.0%
RIO	3,578.17	2.0%
NCM	2,994.73	1.7%
A2M	2,982.64	1.7%
MQG	2,794.78	1.6%
CSL	2,636.15	1.5%
NAB	2,614.38	1.5%
ANZ	2,549.75	1.4%
FXU	1,765.67	1.0%
RRL	1,609.49	0.9%
XRO	1,506.71	0.8%
BOQ	1,494.48	0.8%
EVN	1,436.11	0.8%
DJX	1,314.93	0.7%
WBC	1,256.38	0.7%
SYD	1,243.20	0.7%
TOP 25	143,059.27	80.1%

Most Activity Traded Warrant by Value this month

Ticker code	Value (\$ths)	MKT%
XJOMOX	17,918,879.61	10.0%
XJOKOP	16,259,678.17	9.1%
XJOB0E	7,838,333.58	4.4%
XJOKOR	7,342,744.00	4.1%
XJOB0B	6,061,450.50	3.4%
Z1PKOB	5,476,971.59	3.1%
XJOQOC	4,859,114.26	2.7%
WDISO1	3,636,553.45	2.0%
NSTKOC	2,985,476.21	1.7%
SPFKOZ	2,738,549.76	1.5%
XJOKOX	2,665,884.00	1.5%
FMGKOB	2,481,536.09	1.4%
XJOQOJ	2,468,372.60	1.4%
XJOKOB	2,325,738.77	1.3%
A2MKOD	2,275,293.36	1.3%
NSTKOP	2,047,248.49	1.1%
XJOKOF	2,013,630.00	1.1%
FMGKOL	1,777,083.82	1.0%
APTKOC	1,754,184.27	1.0%
ANZJOC	1,165,599.69	0.7%
XROKOA	1,123,786.13	0.6%
CSLKOF	1,087,990.16	0.6%
NABJOF	1,079,770.81	0.6%
SPFMOQ	1,070,492.25	0.6%
TOP 25	100,454,361.57	56.2%



Andrew Campion
General Manager, Investment Products
+61 2 9227 0237
andrew.campion@asx.com.au



Andrew Weaver
Senior Manager, Investment Products
+61 2 9227 0575
andrew.weaver@asx.com.au



Rory Cunningham
Senior Manager, BD, Investment Products
+61 2 9227 0171
rory.cunningham@asx.com.au



Martin Dinh
Senior Investment Product Specialist
+61 2 9227 0318
martin.dinh@asx.com.au



Anastasia Anagnostakos
National BDM
+61 2 9227 0869
anastasia.anagnostakos@asx.com.au



Fabiana Candiano
Investment Product Specialist
+61 2 9227 0862
fabiana.candiano@asx.com.au



Roger Daniel
Investment Product Specialist
+61 2 9227 0279
roger.daniel@asx.com.au



Helen Chong
National BDM
+61 2 9227 0628
helen.chong@asx.com.au