



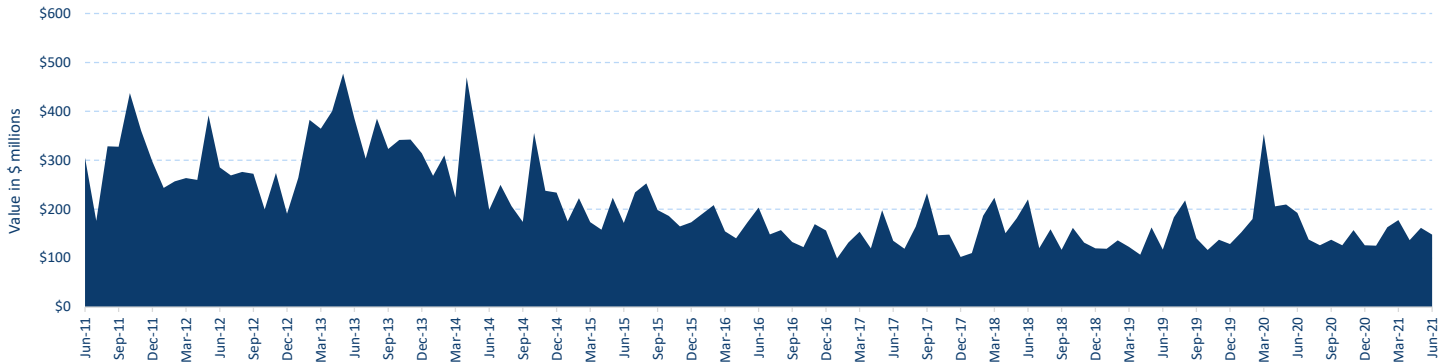
Spotlight: Warrants



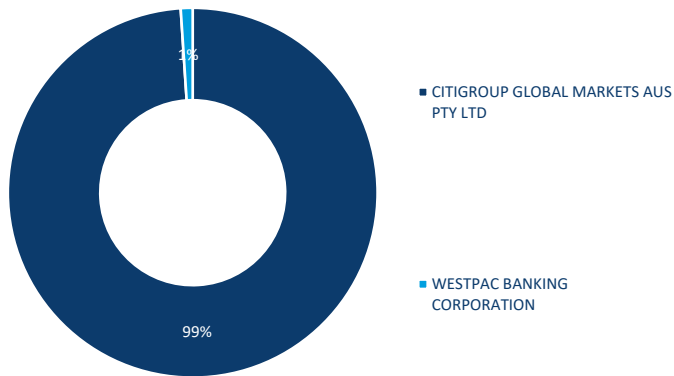
Warrants Summary - June 2021

Transaction days: 21 / Period ending: 30 June 2021

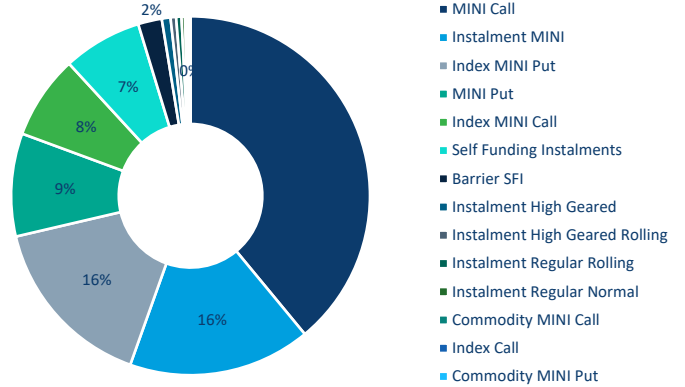
Warrant turnover - value



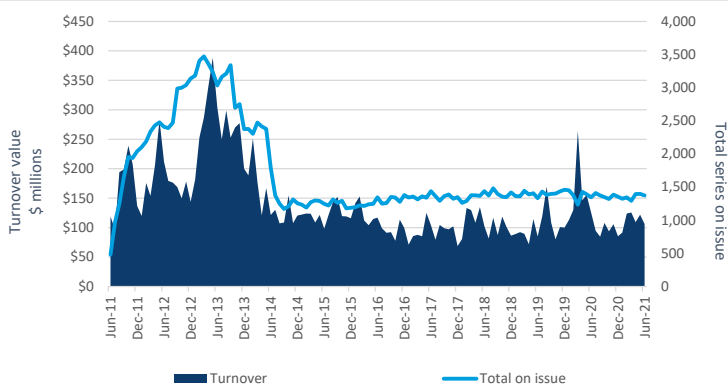
Value traded by issuer



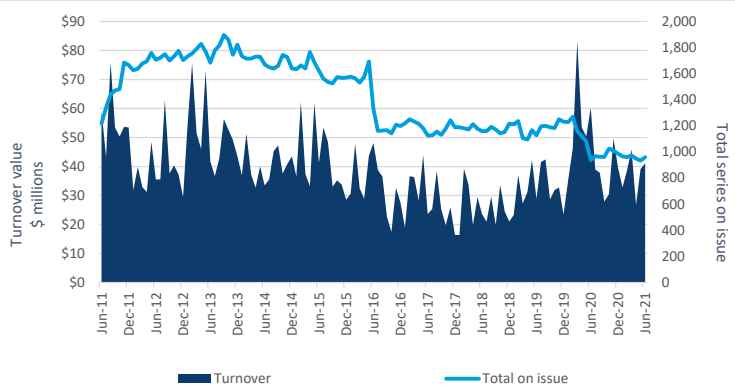
Value traded by product type



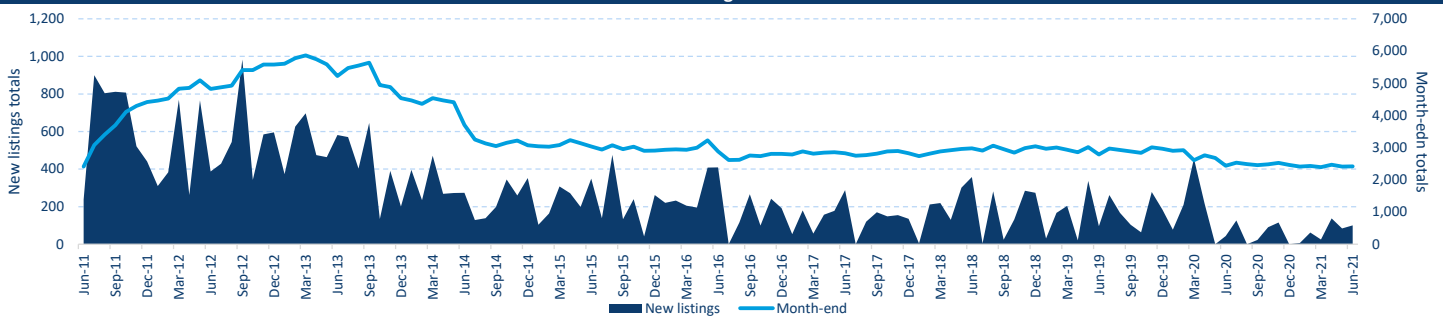
Value traded MINIs



Value traded Instalments



Warrants - new listings & month-end totals





Spotlight: Warrants



Warrants Summary - June 2021

Transaction days: 21 / Period ending: 30 June 2021

Active warrants by product type



Active warrants by issuer



Warrant type by issuer

Product / Issuer	Instalments			Endowments	Structured Inv. Products	DLC Warrants *	Bonus Certificates	Trading				Knock-out		MINIs			TOTAL	
	Vanilla	Rolling	Self funding					Equity	Index	Currency	Commodity	KO Equity	KO Index	Equity	Index	Commodity		
CTW	507	98	262	0	0	0	8	0	38	0	0	0	0	0	1,233	142	36	2,324
WBC	13	0	81	0	0	0	0	0	0	0	0	0	0	0	0	0	0	94
TOTAL	520	98	343	0	0	0	8	0	38	0	0	0	0	0	1,233	142	36	2,418

Most Activity Traded Underlying by Value this month

Underlying	Value (\$ths)	MKT%
XJO	30,444.94	20.6%
FMG	7,588.12	5.1%
ZIP	7,536.65	5.1%
BHP	7,130.61	4.8%
APT	6,457.22	4.4%
CBA	5,838.02	3.9%
NAB	5,017.91	3.4%
MQG	4,813.92	3.3%
ANZ	3,969.65	2.7%
COL	3,560.27	2.4%
NCM	3,544.93	2.4%
NST	3,238.51	2.2%
WBC	3,231.50	2.2%
RIO	2,986.33	2.0%
CSL	2,900.76	2.0%
IVV	2,808.74	1.9%
SPF	2,704.63	1.8%
BOQ	2,283.39	1.5%
XRO	1,905.12	1.3%
A2M	1,605.16	1.1%
WPL	1,463.08	1.0%
WHC	1,444.21	1.0%
RRL	1,349.89	0.9%
MPL	1,255.02	0.8%
TOP 25	115,078.58	77.8%

Most Activity Traded Warrant by Value this month

Ticker code	Value (\$ths)	MKT%
XJOMOX	10,422,708.24	7.0%
ZIPKOB	5,855,446.77	4.0%
XIOKOP	4,068,300.60	2.8%
XJOQOC	3,870,433.51	2.6%
FMGKOL	3,843,888.76	2.6%
XJOKOL	3,463,224.00	2.3%
XJOQOJ	3,336,999.45	2.3%
COLJOD	2,871,959.48	1.9%
BHPKOB	2,843,895.21	1.9%
NABJOF	2,196,895.68	1.5%
BHPKOD	2,070,371.88	1.4%
NSTKOC	1,994,937.79	1.3%
IVVSOF	1,967,335.62	1.3%
XROKOA	1,879,749.16	1.3%
XJOKOA	1,686,165.60	1.1%
MQGSOA	1,562,955.56	1.1%
ZIPJOA	1,462,324.06	1.0%
BOQSOA	1,343,087.56	0.9%
CBAKOG	1,311,763.83	0.9%
RRLKOA	1,306,406.60	0.9%
XJOQOP	1,300,716.59	0.9%
SPFKOU	1,293,840.83	0.9%
APTKOQ	1,257,748.90	0.9%
RIOKOG	1,206,101.77	0.8%
TOP 25	64,417,257.44	43.6%



Andrew Campion
General Manager, Investment Products
+61 2 9227 0237
andrew.campion@asx.com.au



Andrew Weaver
Senior Manager, Investment Products
+61 2 9227 0575
andrew.weaver@asx.com.au



Rory Cunningham
Senior Manager, BD, Investment Products
+61 2 9227 0171
rory.cunningham@asx.com.au



Martin Dinh
Senior Investment Product Specialist
+61 2 9227 0318
martin.dinh@asx.com.au



Anastasia Anagnostakos
National BDM
+61 2 9227 0869
anastasia.anagnostakos@asx.com.au



Fabiana Candiano
Investment Product Specialist
+61 2 9227 0862
fabiana.candiano@asx.com.au



Roger Daniel
Investment Product Specialist
+61 2 9227 0279
roger.daniel@asx.com.au