



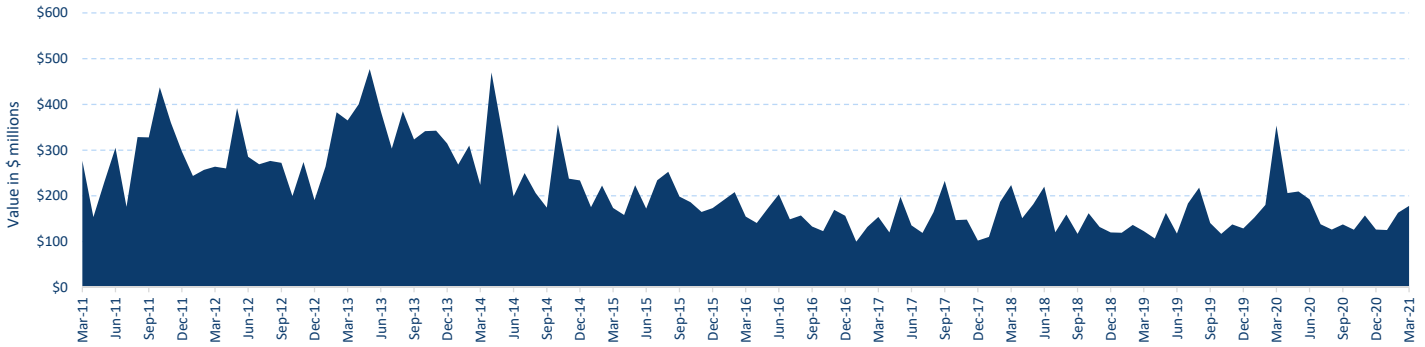
Spotlight: Warrants



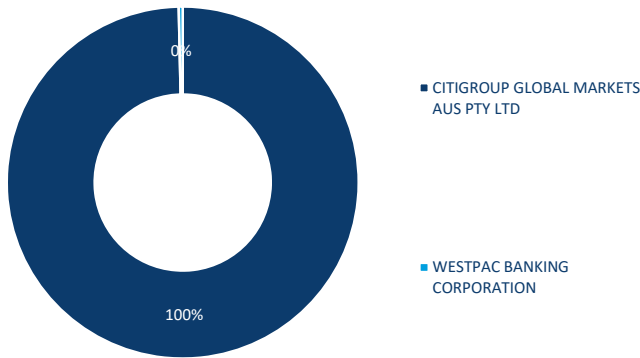
Warrants Summary - March 2021

Transaction days: 20 / Period ending: 31 March 2021

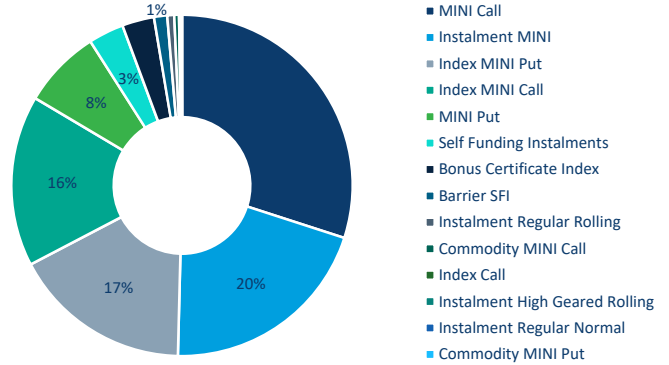
Warrant turnover - value



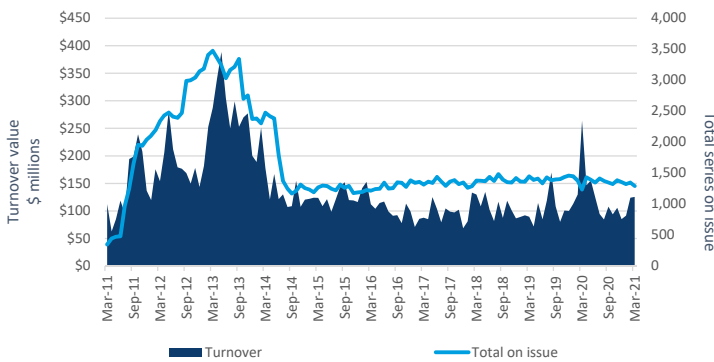
Value traded by issuer



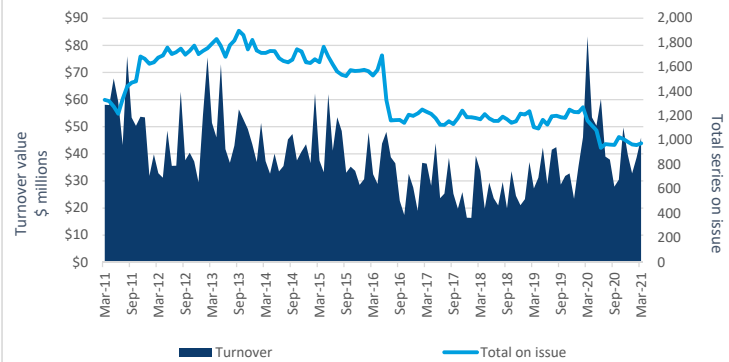
Value traded by product type



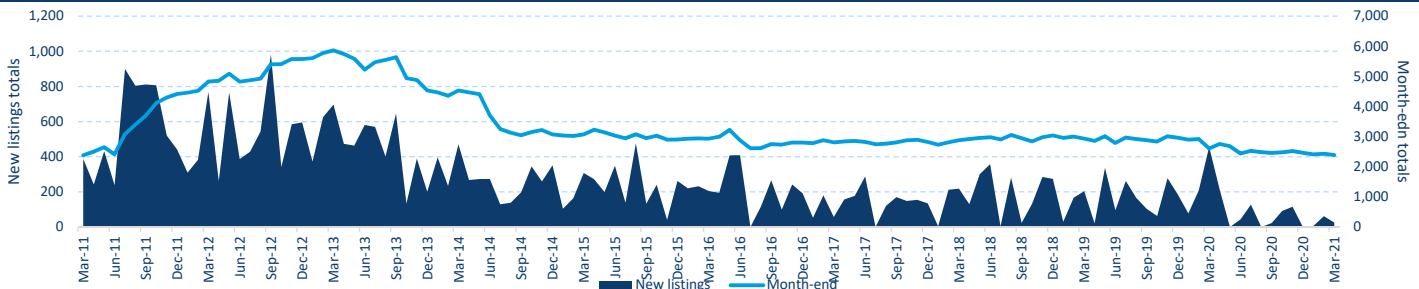
Value traded MINIs



Value traded Instalments



Warrants - new listings & month-end totals





Spotlight: Warrants



Warrants Summary - March 2021

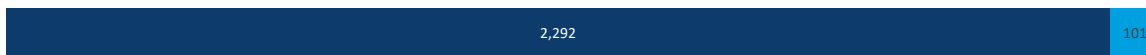
Transaction days: 20 / Period ending: 31 March 2021

Active warrants by product type



■ MINIs Equity ■ Instalment Vanilla ■ Instalment Self Funding ■ MINIs Index ■ Instalment Rolling ■ Bonus ■ Trading Index ■ MINIs Commodity

Active warrants by issuer



■ CTW ■ WBC

Warrant type by issuer

Product / Issuer	Instalments		Self funding	Endowments	Structured Inv. Products	DLC Warrants *	Bonus Certificates	Trading				Knock-out		MINIs	TOTAL			
	Vanilla	Rolling						Equity	Index	Currency	Commodity	iKO Equity	iKO Index			Equity	Index	Commodity
CTW	463	112	299	0	0	0	49	0	40	0	0	0	0	1,145	147	37	2,292	
WBC	20	0	81	0	0	0	0	0	0	0	0	0	0	0	0	0	0	101
TOTAL	483	112	380	0	0	0	49	0	40	0	0	0	0	1,145	147	37	2,393	

Most Activity Traded Underlying by Value this month

Underlying	Value (\$ths)	MKT%
XJO	39,854.08	22.4%
NDX	21,294.28	12.0%
APT	9,180.01	5.2%
FMG	8,821.53	5.0%
VHY	6,675.13	3.8%
MQG	6,283.31	3.5%
BHP	6,234.66	3.5%
RIO	5,795.95	3.3%
ANZ	5,602.37	3.1%
CSL	5,457.38	3.1%
WBC	4,119.32	2.3%
NST	3,994.50	2.2%
CBA	3,316.19	1.9%
COL	2,848.40	1.6%
SPF	2,618.92	1.5%
TAH	2,412.87	1.4%
NAB	1,664.91	0.9%
OZL	1,536.77	0.9%
STW	1,504.53	0.8%
BOQ	1,477.03	0.8%
ZIP	1,460.74	0.8%
FXU	1,400.97	0.8%
TLS	1,346.73	0.8%
RRL	1,206.76	0.7%
TOP 25	146,107.33	82.1%

Most Activity Traded Warrant by Value this month

Ticker code	Value (\$ths)	MKT%
XJOKOS	17,059,513.10	9.6%
NDXKOA	12,286,421.48	6.9%
APTKOB	7,075,453.34	4.0%
VHYJOC	6,512,888.52	3.7%
XJOBOS	5,410,055.44	3.0%
XJOQOG	5,175,683.88	2.9%
XJOQOP	4,771,352.00	2.7%
XJOKOQ	4,407,986.56	2.5%
FMGKOD	3,162,999.64	1.8%
NSTKOC	2,805,162.70	1.6%
NDXMOC	2,493,710.00	1.4%
NDXKOM	2,409,179.00	1.4%
WBCJOE	2,210,226.16	1.2%
ANZIOC	2,196,852.40	1.2%
BHPJOL	2,012,132.70	1.1%
XJOKOL	1,953,432.04	1.1%
NDXMOD	1,844,100.00	1.0%
RIOKOK	1,720,501.65	1.0%
MQGKOV	1,640,241.69	0.9%
STWSOS	1,458,186.96	0.8%
FMGKOX	1,372,638.75	0.8%
NDXKOP	1,280,465.56	0.7%
BOQSOA	1,257,699.88	0.7%
MQGKOJ	1,204,962.35	0.7%
TOP 25	93,721,845.80	52.7%



Andrew Campion
General Manager, Investment Products
+61 2 9227 0237
andrew.campion@asx.com.au



Andrew Weaver
Senior Manager, Investment Products
+61 2 9227 0575
andrew.weaver@asx.com.au



Rory Cunningham
Senior Manager, BD, Investment Products
+61 2 9227 0171
rory.cunningham@asx.com.au



Oran D'Arcy
National BDM
+61 2 9227 0460
oran.darcy@asx.com.au



Martin Dinh
Senior Investment Product Specialist
+61 2 9227 0318
martin.dinh@asx.com.au



Anastasia Anagnostakos
National BDM
+61 2 9227 0869
anastasia.anagnostakos@asx.com.au



Fabiana Candiano
Investment Product Specialist
+61 2 9227 0862
fabiana.candiano@asx.com.au



Roger Daniel
Investment Product Specialist
+61 2 9227 0279
roger.daniel@asx.com.au