



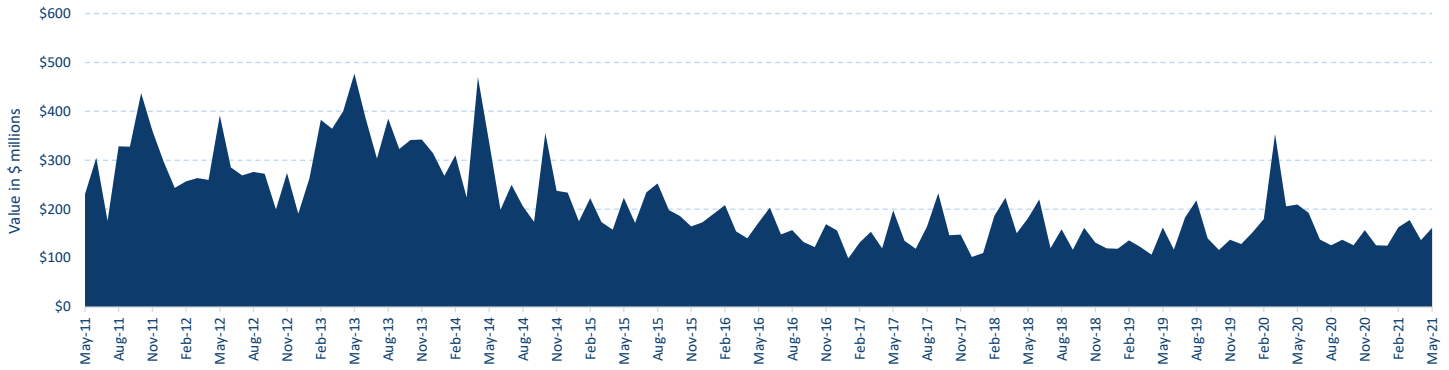
Spotlight: Warrants



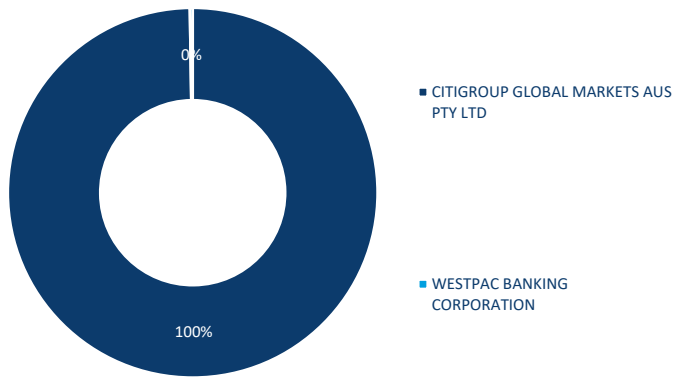
Warrants Summary - May 2021

Transaction days: 21 / Period ending: 31 May 2021

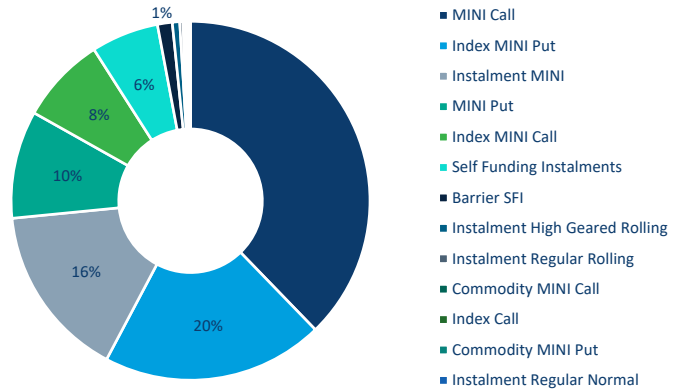
Warrant turnover - value



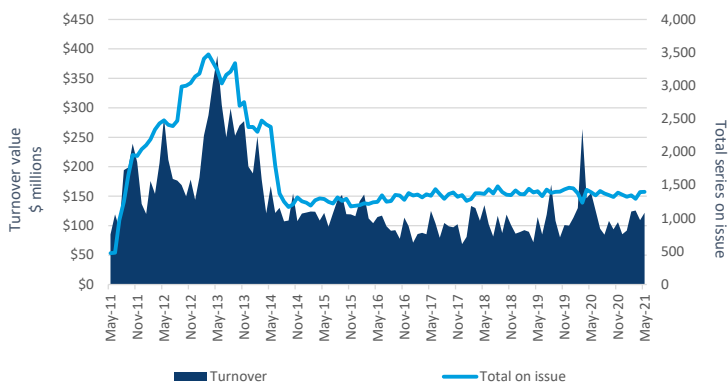
Value traded by issuer



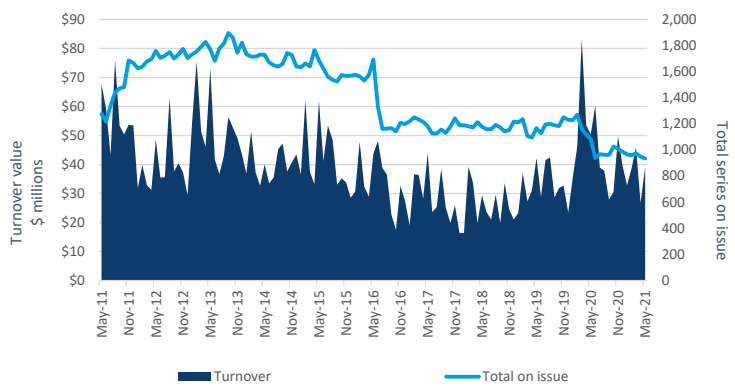
Value traded by product type



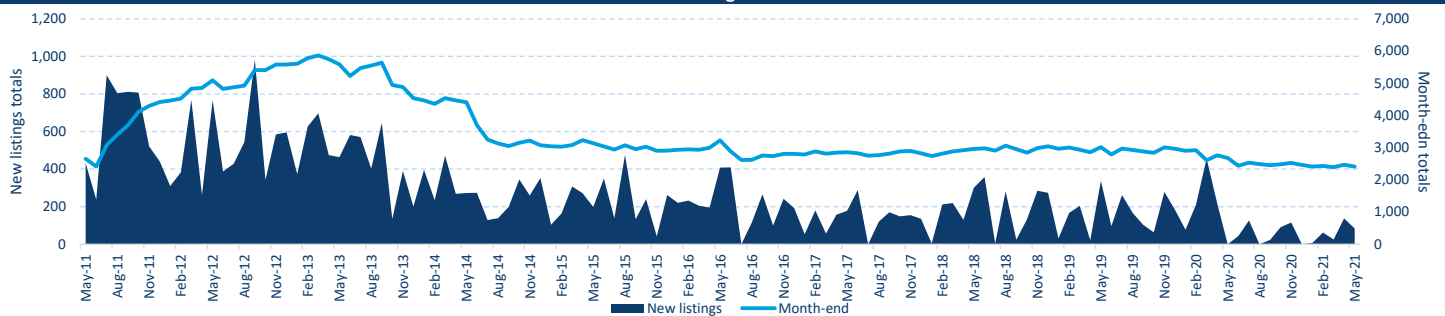
Value traded MINIs



Value traded Instalments



Warrants - new listings & month-end totals





Spotlight: Warrants



Warrants Summary - May 2021

Transaction days: 21 / Period ending: 31 May 2021

Active warrants by product type



Active warrants by issuer



Warrant type by issuer

| Product / Issuer | Instalments | | | Endowments | Structured Inv. Products | DLC Warrants * | Bonus Certificates | Trading | | | | Knock-out | | MINIs | | | TOTAL | |
|------------------|-------------|-----------|--------------|------------|--------------------------|----------------|--------------------|----------|-----------|----------|-----------|-----------|----------|----------|--------------|------------|-----------|--------------|
| | Vanilla | Rolling | Self funding | | | | | Equity | Index | Currency | Commodity | KO Equity | KO Index | Equity | Index | Commodity | | |
| CTW | 448 | 98 | 294 | 0 | 0 | 0 | 4 | 0 | 39 | 0 | 0 | 0 | 0 | 0 | 1,270 | 128 | 37 | 2,318 |
| WBC | 13 | 0 | 81 | 0 | 0 | 0 | 0 | 0 | 0 | 0 | 0 | 0 | 0 | 0 | 0 | 0 | 0 | 94 |
| TOTAL | 461 | 98 | 375 | 0 | 0 | 0 | 4 | 0 | 39 | 0 | 0 | 0 | 0 | 0 | 1,270 | 128 | 37 | 2,412 |

Most Activity Traded Underlying by Value this month

| Underlying | Value (\$ths) | MKT% |
|---------------|-------------------|--------------|
| XJO | 31,743.21 | 19.6% |
| BHP | 10,093.20 | 6.2% |
| SPF | 7,884.46 | 4.9% |
| APT | 7,558.39 | 4.7% |
| FMG | 6,691.01 | 4.1% |
| ANZ | 5,941.94 | 3.7% |
| WBC | 5,886.94 | 3.6% |
| MQG | 5,214.24 | 3.2% |
| CBA | 4,720.68 | 2.9% |
| NST | 4,687.25 | 2.9% |
| NDX | 4,240.83 | 2.6% |
| NCM | 3,966.57 | 2.5% |
| NAB | 3,801.93 | 2.4% |
| RIO | 3,467.57 | 2.1% |
| CSL | 3,234.86 | 2.0% |
| COL | 3,152.83 | 1.9% |
| BOQ | 1,888.13 | 1.2% |
| EVN | 1,604.84 | 1.0% |
| CIA | 1,414.75 | 0.9% |
| RRL | 1,414.04 | 0.9% |
| TWE | 1,379.27 | 0.9% |
| Z1P | 1,368.71 | 0.8% |
| SYD | 1,315.51 | 0.8% |
| A2M | 1,295.63 | 0.8% |
| TOP 25 | 123,966.81 | 76.6% |

Most Activity Traded Warrant by Value this month

| Ticker code | Value (\$ths) | MKT% |
|---------------|----------------------|--------------|
| XJOKOZ | 13,195,317.59 | 8.2% |
| SPFKOU | 5,639,291.72 | 3.5% |
| BHPKOD | 5,314,123.40 | 3.3% |
| XJOKOL | 4,071,837.00 | 2.5% |
| NSTKOC | 2,941,553.64 | 1.8% |
| XJOKOQ | 2,910,283.91 | 1.8% |
| XJOQOJ | 2,502,550.04 | 1.5% |
| XJOQOP | 2,402,497.24 | 1.5% |
| COLJOD | 2,384,067.39 | 1.5% |
| XJOKOX | 2,308,016.00 | 1.4% |
| XJOMOX | 2,176,394.87 | 1.3% |
| FMGKOL | 1,882,028.49 | 1.2% |
| APTKOQ | 1,799,711.62 | 1.1% |
| MQGKOF | 1,698,331.17 | 1.0% |
| BOQSOA | 1,487,397.20 | 0.9% |
| XJOQOC | 1,470,005.75 | 0.9% |
| NDXKOA | 1,461,070.40 | 0.9% |
| RRLKOA | 1,360,058.43 | 0.8% |
| TWEKOA | 1,314,642.82 | 0.8% |
| ANZJOC | 1,277,807.80 | 0.8% |
| ANZSOA | 1,255,303.12 | 0.8% |
| WBCMOC | 1,230,995.73 | 0.8% |
| NCMKOD | 1,198,790.06 | 0.7% |
| APTKOB | 1,167,798.21 | 0.7% |
| TOP 25 | 64,449,873.60 | 39.8% |



Andrew Campion
General Manager, Investment Products
+61 2 9227 0237
andrew.campion@asx.com.au



Andrew Weaver
Senior Manager, Investment Products
+61 2 9227 0575
andrew.weaver@asx.com.au



Rory Cunningham
Senior Manager, BD, Investment Products
+61 2 9227 0171
rory.cunningham@asx.com.au



Martin Dinh
Senior Investment Product Specialist
+61 2 9227 0318
martin.dinh@asx.com.au



Anastasia Anagnostakos
National BDM
+61 2 9227 0869
anastasia.anagnostakos@asx.com.au



Fabiana Candiano
Investment Product Specialist
+61 2 9227 0862
fabiana.candiano@asx.com.au



Roger Daniel
Investment Product Specialist
+61 2 9227 0279
roger.daniel@asx.com.au