



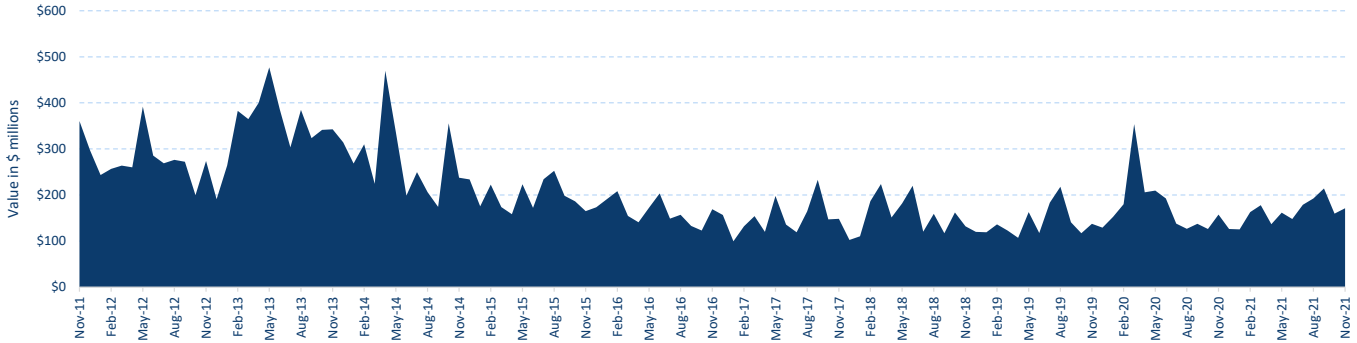
# Spotlight: Warrants



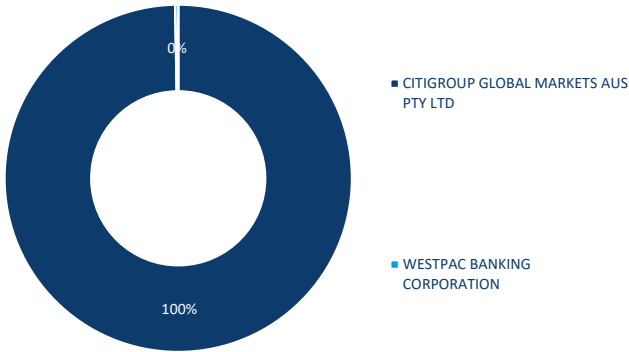
Warrants Summary - November 2021

Transaction days: 22 / Period ending: 30 November 2021

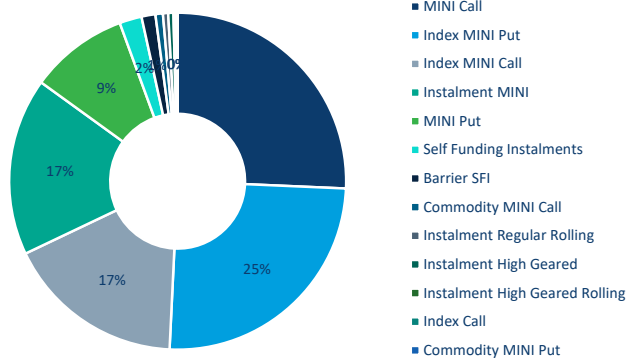
## Warrant turnover - value



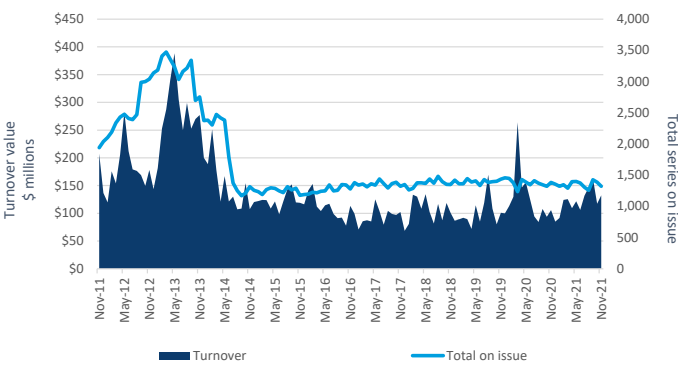
## Value traded by issuer



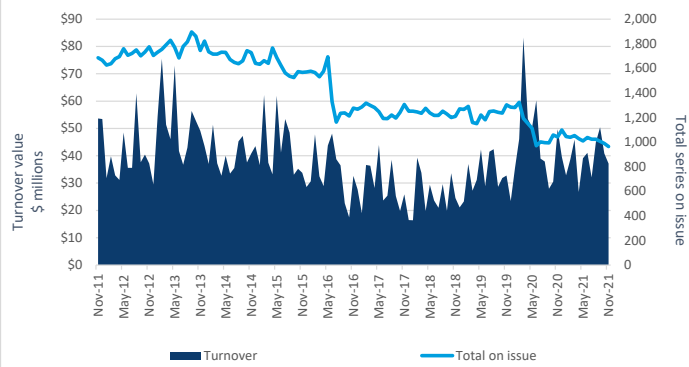
## Value traded by product type



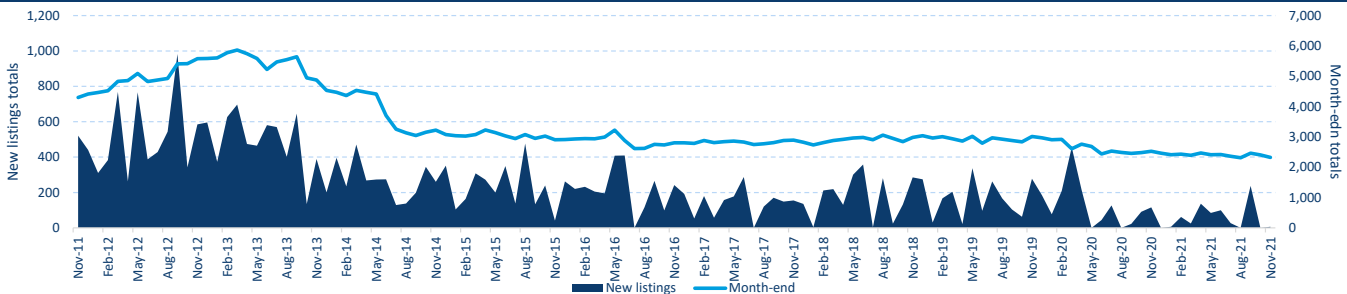
## Value traded MINIs



## Value traded Instalments



## Warrants - new listings & month-end totals





# Spotlight: Warrants



Warrants Summary - November 2021

Transaction days: 22 / Period ending: 30 November 2021

## Active warrants by product type



## Active warrants by issuer



## Warrant type by issuer

Product / Issuer	Instalments			Endowments	Structured Inv. Products	DLC Warrants *	Bonus Certificates	Trading				Knock-out		MINIs			TOTAL	
	Vanilla	Rolling	Self funding					Equity	Index	Currency	Commodity	iKO Equity	iKO Index	Equity	Index	Commodity		
CTW	461	85	269	0	0	0	8	0	45	0	0	0	0	0	1,188	134	55	2,245
WBC	0	0	75	0	0	0	0	0	0	0	0	0	0	0	0	0	0	75
<b>TOTAL</b>	<b>461</b>	<b>85</b>	<b>344</b>	<b>0</b>	<b>0</b>	<b>0</b>	<b>8</b>	<b>0</b>	<b>45</b>	<b>0</b>	<b>0</b>	<b>0</b>	<b>0</b>	<b>0</b>	<b>1,188</b>	<b>134</b>	<b>55</b>	<b>2,320</b>

### Most Activity Traded Underlying by Value this month

Underlying	Value (\$ths)	MKT%
XJO	63,641.87	37.2%
FMG	13,082.63	7.6%
WBC	6,966.58	4.1%
CBA	6,370.52	3.7%
BHP	5,725.81	3.3%
DJX	3,987.24	2.3%
ANZ	3,826.63	2.2%
MQG	3,392.85	2.0%
CIA	3,249.05	1.9%
NDX	2,892.68	1.7%
CSL	2,848.16	1.7%
NCM	2,279.56	1.3%
WHC	2,231.58	1.3%
SPF	1,956.51	1.1%
EVN	1,869.66	1.1%
NAB	1,685.55	1.0%
MIN	1,541.59	0.9%
WPL	1,472.82	0.9%
ASX	1,417.47	0.8%
IOZ	1,247.89	0.7%
FLT	1,244.58	0.7%
RIO	1,210.34	0.7%
XRO	1,153.37	0.7%
LYC	1,088.69	0.6%
<b>TOP 25</b>	<b>136,383.62</b>	<b>79.7%</b>

### Most Activity Traded Warrant by Value this month

Ticker code	Value (\$ths)	MKT%
XJOKOR	30,256,426.52	17.7%
XJOKOE	16,314,207.69	9.5%
XJOQOE	8,951,744.66	5.2%
FMGKOC	3,501,076.25	2.0%
CIAJOA	2,886,336.80	1.7%
WBCJOC	2,824,158.06	1.7%
DJXKOC	2,709,972.80	1.6%
XJOKOT	2,580,180.20	1.5%
BHPKOC	2,044,288.54	1.2%
FMGKOQ	1,847,639.62	1.1%
XJOQOJ	1,821,442.00	1.1%
XJOMOT	1,691,488.10	1.0%
WHCKOG	1,688,286.56	1.0%
FMGJOD	1,560,472.63	0.9%
WBCMOB	1,555,015.69	0.9%
MQGKOM	1,347,991.73	0.8%
CSLJOE	1,237,926.84	0.7%
FMGJOA	1,085,063.27	0.6%
CBAKOA	1,064,379.51	0.6%
EVNJOC	1,053,613.08	0.6%
FMGKOY	1,026,885.40	0.6%
ANZJOC	1,002,063.00	0.6%
XROKOB	1,000,172.59	0.6%
NDXKOC	955,948.20	0.6%
<b>TOP 25</b>	<b>92,006,779.74</b>	<b>53.8%</b>



**Andrew Campion**  
General Manager, Investment Products  
+61 2 9227 0237  
andrew.campion@asx.com.au



**Andrew Weaver**  
Senior Manager, Investment Products  
+61 2 9227 0575  
andrew.weaver@asx.com.au



**Rory Cunningham**  
Senior Manager, BD, Investment Products  
+61 2 9227 0171  
rory.cunningham@asx.com.au



**Martin Dinh**  
Senior Investment Product Specialist  
+61 2 9227 0318  
martin.dinh@asx.com.au



**Anastasia Anagnostakos**  
National BD  
+61 2 9227 0869  
anastasia.anagnostakos@asx.com.au



**Fabiana Candiano**  
Investment Product Specialist  
+61 2 9227 0862  
fabiana.candiano@asx.com.au



**Roger Daniel**  
Investment Product Specialist  
+61 2 9227 0279  
roger.daniel@asx.com.au



**Helen Chong**  
National BD  
+61 2 9227 0628  
helen.chong@asx.com.au