



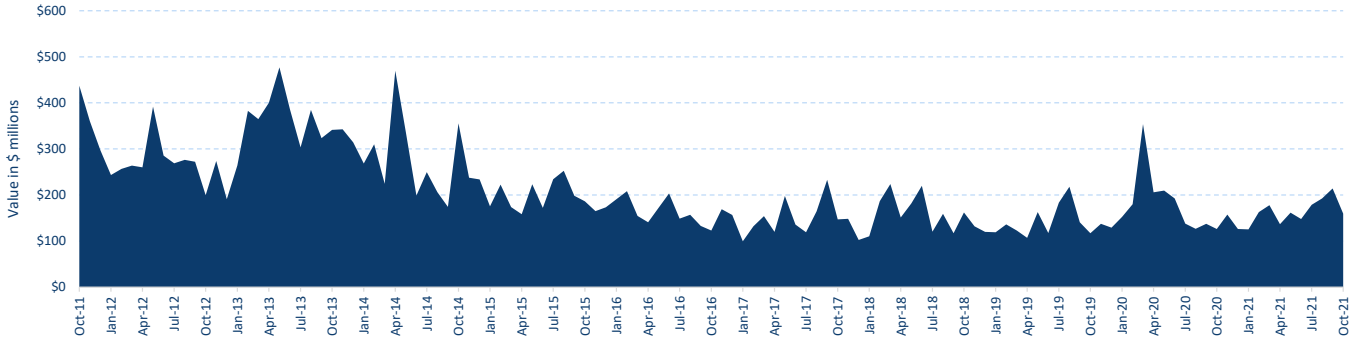
# Spotlight: Warrants



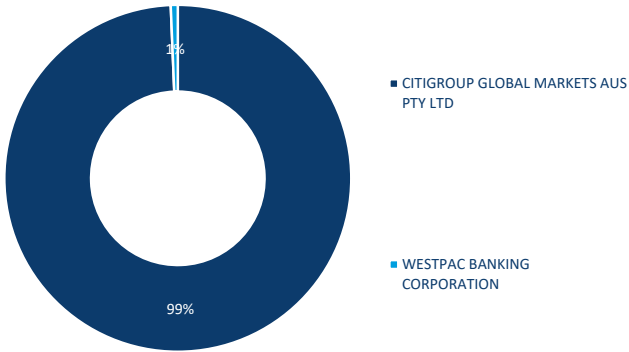
Warrants Summary - October 2021

Transaction days: 21 / Period ending: 31 October 2021

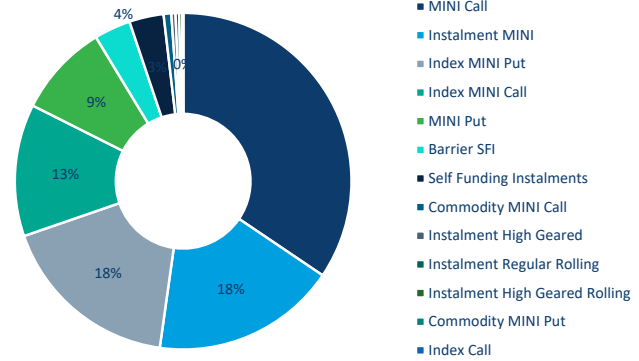
## Warrant turnover - value



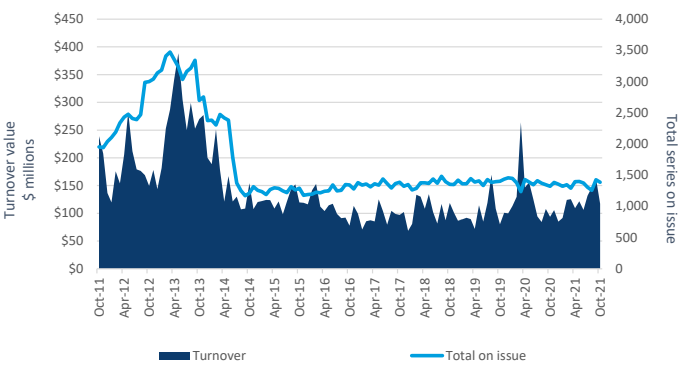
## Value traded by issuer



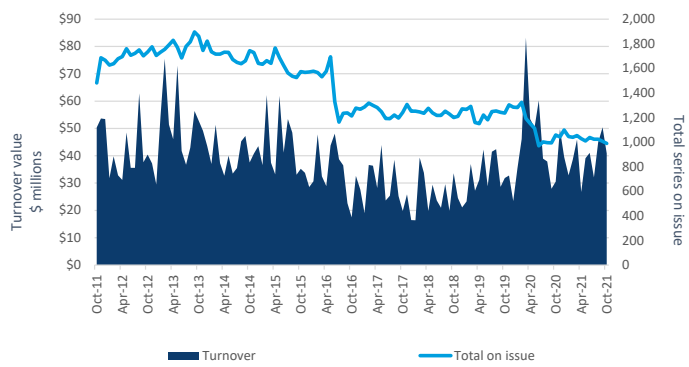
## Value traded by product type



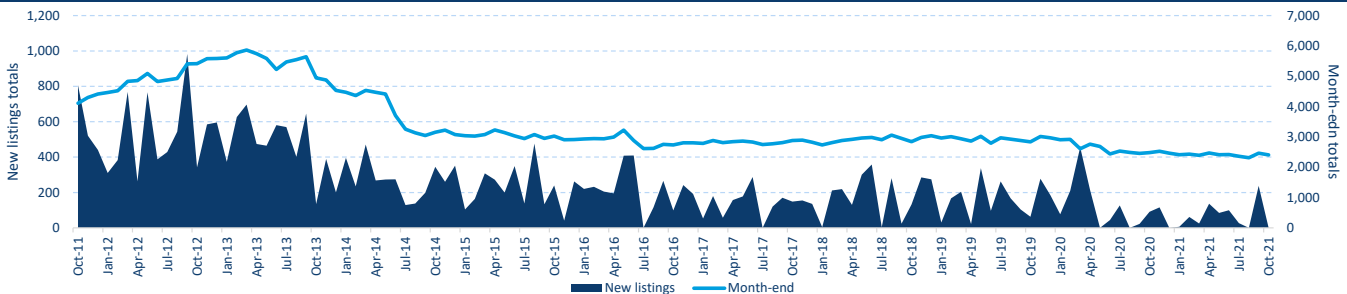
## Value traded MINIs



## Value traded Instalments



## Warrants - new listings & month-end totals





# Spotlight: Warrants



Warrants Summary - October 2021

Transaction days: 21 / Period ending: 31 October 2021

### Active warrants by product type



■ MINIs Equity ■ Instalment Vanilla ■ Instalment Self Funding ■ MINIs Index ■ Instalment Rolling ■ MINIs Commodity ■ Trading Index ■ Bonus

### Active warrants by issuer



■ CTW ■ WBC

### Warrant type by issuer

Product / Issuer	Instalments			Endowments	Structured Inv. Products	DLC Warrants *	Bonus Certificates	Trading				Knock-out		MINIs			TOTAL		
	Vanilla	Rolling	Self funding					Equity	Index	Currency	Commodity	IKO Equity	IKO Index	Equity	Index	Commodity			
CTW	480	85	275	0	0	0	8	0	40	0	0	0	0	0	0	1,246	141	55	2,330
WBC	0	0	75	0	0	0	0	0	0	0	0	0	0	0	0	0	0	0	75
<b>TOTAL</b>	<b>480</b>	<b>85</b>	<b>350</b>	<b>0</b>	<b>0</b>	<b>0</b>	<b>8</b>	<b>0</b>	<b>40</b>	<b>0</b>	<b>0</b>	<b>0</b>	<b>0</b>	<b>0</b>	<b>0</b>	<b>1,246</b>	<b>141</b>	<b>55</b>	<b>2,405</b>

### Most Activity Traded Underlying by Value this month

Underlying	Value (\$ths)	MKT%
XJO	39,322.73	24.6%
FMG	12,515.32	7.8%
BHP	8,018.02	5.0%
CBA	6,753.53	4.2%
WHC	5,154.63	3.2%
ANZ	4,570.01	2.9%
CIA	4,480.77	2.8%
VHY	4,264.03	2.7%
MQG	3,614.24	2.3%
A2M	3,300.70	2.1%
DJX	3,286.89	2.1%
NDX	2,893.58	1.8%
WBC	2,764.41	1.7%
SPF	2,563.30	1.6%
WPL	2,459.12	1.5%
FLT	2,032.67	1.3%
IOZ	1,669.86	1.0%
RIO	1,650.06	1.0%
NAB	1,621.71	1.0%
NCM	1,606.75	1.0%
SGR	1,540.76	1.0%
PDN	1,508.15	0.9%
EVN	1,227.22	0.8%
QAN	1,190.71	0.7%
<b>TOP 25</b>	<b>120,009.15</b>	<b>75.2%</b>

### Most Activity Traded Warrant by Value this month

Ticker code	Value (\$ths)	MKT%
XJOKOR	18,990,843.35	11.9%
XJOKOE	7,668,254.29	4.8%
XIOQOE	4,515,770.02	2.8%
BHPKOC	4,460,437.61	2.8%
FMGKOC	4,266,068.45	2.7%
WHCKOD	4,245,662.15	2.7%
VHYSO3	4,057,899.67	2.5%
XIOQOJ	3,215,306.05	2.0%
XJOKOT	3,143,840.79	2.0%
CBAKOX	2,784,555.91	1.7%
CIAJOA	2,768,402.37	1.7%
ANZJOC	2,363,155.76	1.5%
FMGJOA	1,887,280.80	1.2%
FMGKOH	1,766,342.70	1.1%
CBAKOU	1,542,327.98	1.0%
PDNJOA	1,508,148.18	0.9%
CIAJOC	1,449,136.20	0.9%
DJXKOY	1,446,961.95	0.9%
AZMKOD	1,252,292.88	0.8%
SGRKOF	1,094,102.35	0.7%
FMGMOP	1,085,093.67	0.7%
FMGJOD	1,067,194.63	0.7%
XROKOB	1,047,864.49	0.7%
DJXMOQ	949,039.00	0.6%
<b>TOP 25</b>	<b>78,575,981.23</b>	<b>49.2%</b>



**Andrew Campion**  
General Manager, Investment Products  
+61 2 9227 0237  
andrew.campion@asx.com.au



**Andrew Weaver**  
Senior Manager, Investment Products  
+61 2 9227 0575  
andrew.weaver@asx.com.au



**Rory Cunningham**  
Senior Manager, BD, Investment Products  
+61 2 9227 0171  
rory.cunningham@asx.com.au



**Martin Dinh**  
Senior Investment Product Specialist  
+61 2 9227 0318  
martin.dinh@asx.com.au



**Anastasia Anagnostakos**  
National BDM  
+61 2 9227 0869  
anastasia.anagnostakos@asx.com.au



**Fabiana Candiano**  
Investment Product Specialist  
+61 2 9227 0862  
fabiana.candiano@asx.com.au



**Roger Daniel**  
Investment Product Specialist  
+61 2 9227 0279  
roger.daniel@asx.com.au



**Helen Chong**  
National BDM  
+61 2 9227 0628  
helen.chong@asx.com.au