



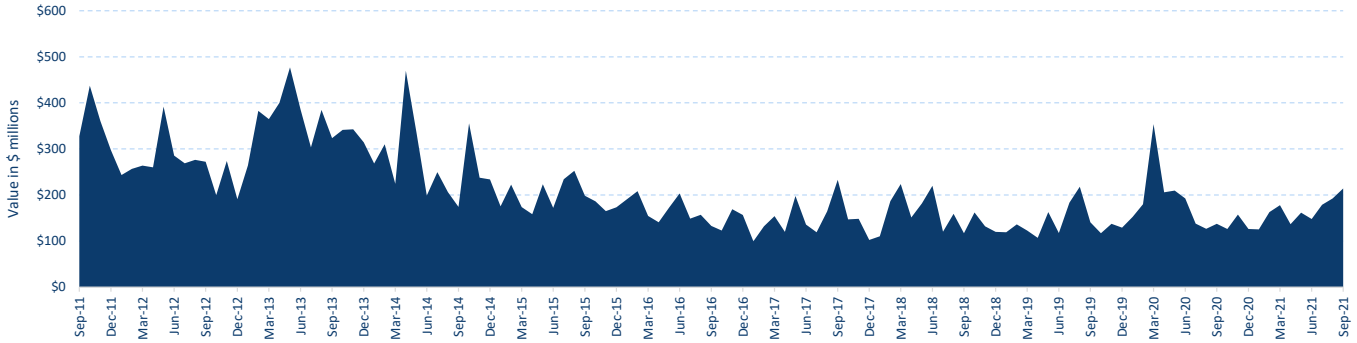
Spotlight: Warrants



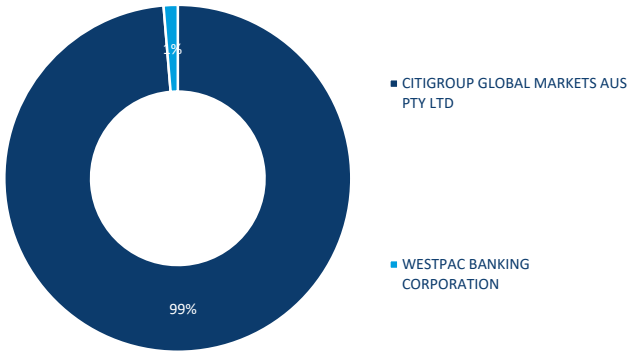
Warrants Summary - September 2021

Transaction days: 22 / Period ending: 30 September 2021

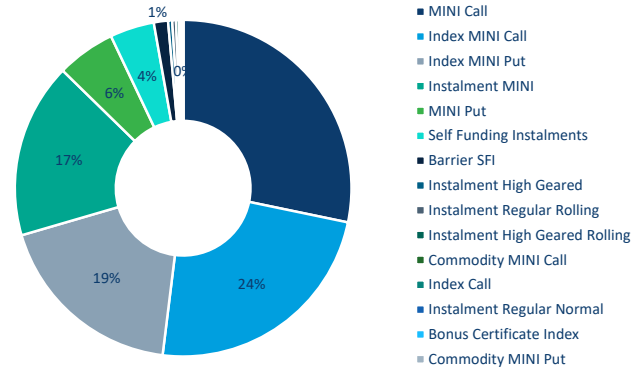
Warrant turnover - value



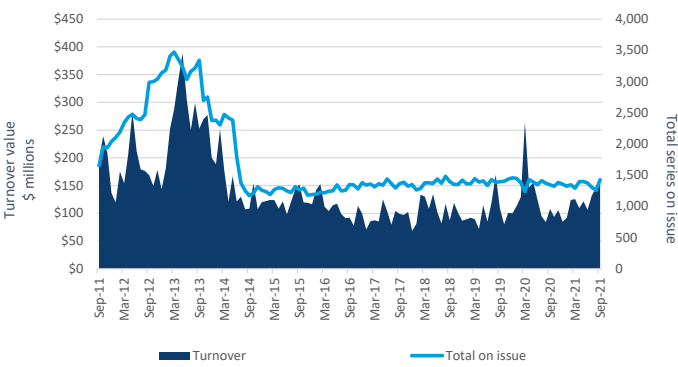
Value traded by issuer



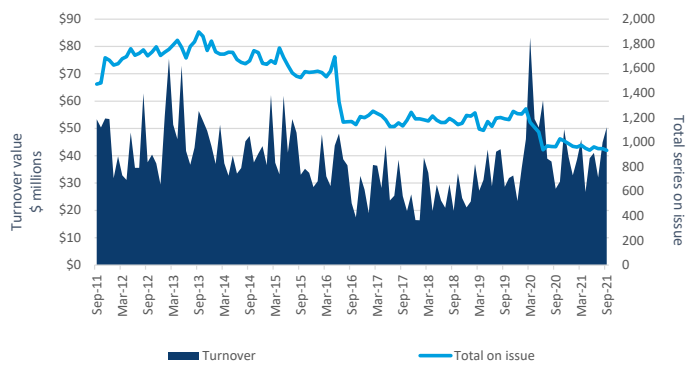
Value traded by product type



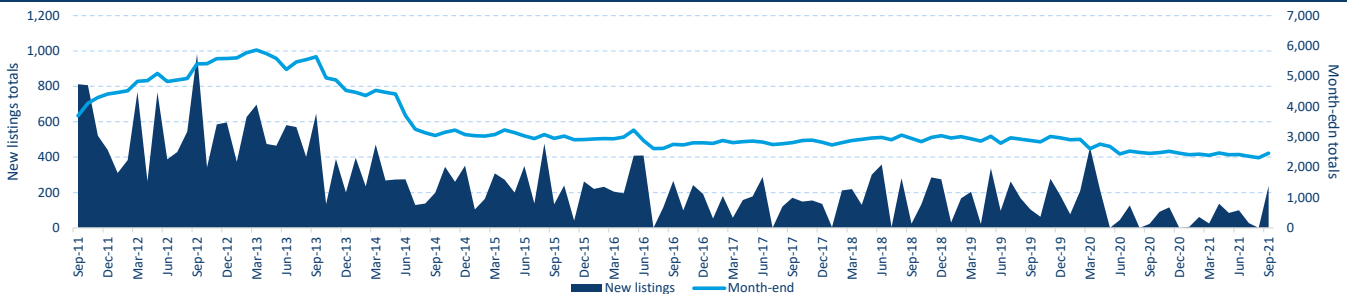
Value traded MINIs



Value traded Instalments



Warrants - new listings & month-end totals





Spotlight: Warrants



Warrants Summary - September 2021

Transaction days: 22 / Period ending: 30 September 2021

Active warrants by product type



Active warrants by issuer



Warrant type by issuer

Product / Issuer	Instalments			Endowments	Structured Inv. Products	DLC Warrants *	Bonus Certificates	Trading				Knock-out		MINIs			TOTAL		
	Vanilla	Rolling	Self funding					Equity	Index	Currency	Commodity	IKO Equity	IKO Index	Equity	Index	Commodity			
CTW	485	98	275	0	0	0	8	0	40	0	0	0	0	0	0	1,276	150	57	2,389
WBC	0	0	75	0	0	0	0	0	0	0	0	0	0	0	0	0	0	0	75
TOTAL	485	98	350	0	0	0	8	0	40	0	0	0	0	0	0	1,276	150	57	2,464

Most Activity Traded Underlying by Value this month

Underlying	Value (\$ths)	MKT%
XJO	86,216.30	40.3%
FMG	16,407.62	7.7%
BHP	12,376.88	5.8%
CIA	9,713.28	4.5%
CBA	4,174.22	2.0%
NCM	3,687.98	1.7%
ANZ	3,634.76	1.7%
WPL	3,291.02	1.5%
NAB	3,288.50	1.5%
WBC	2,570.76	1.2%
CSL	2,474.98	1.2%
MQG	2,428.67	1.1%
RIO	2,255.64	1.1%
STW	2,213.76	1.0%
NDX	2,077.00	1.0%
Z1P	2,072.51	1.0%
LYC	1,833.03	0.9%
APT	1,764.67	0.8%
IOZ	1,745.04	0.8%
FLT	1,716.31	0.8%
EVN	1,490.45	0.7%
XRO	1,448.59	0.7%
RRL	1,309.13	0.6%
MIN	1,292.13	0.6%
TOP 25	171,483.23	80.1%

Most Activity Traded Warrant by Value this month

Ticker code	Value (\$ths)	MKT%
XJOKOR	20,309,075.08	9.5%
XJOKOF	18,904,201.79	8.8%
XJOKOC	12,897,585.17	6.0%
XJOQOJ	8,087,904.01	3.8%
XJOKOX	7,995,171.87	3.7%
CIAJOD	4,931,631.02	2.3%
XJOKOU	4,357,857.37	2.0%
XJOKOT	3,832,002.11	1.8%
FMGKOF	3,346,178.01	1.6%
BHPKOA	3,237,976.11	1.5%
FMGJOA	2,868,050.81	1.3%
BHPKOC	2,852,187.72	1.3%
FMGKOC	2,722,591.48	1.3%
CIAJOE	2,604,969.77	1.2%
XJOQOC	2,088,472.10	1.0%
XJOKOB	1,933,016.38	0.9%
STWSO5	1,928,258.01	0.9%
BHPSOC	1,770,649.43	0.8%
ANZJOC	1,766,617.98	0.8%
FMGKOD	1,667,495.57	0.8%
XJOKOL	1,485,335.57	0.7%
LYCKOA	1,394,984.08	0.7%
FMGKOI	1,306,815.80	0.6%
BHPJOB	1,306,212.01	0.6%
TOP 25	115,595,239.25	54.0%



Andrew Campion
General Manager, Investment Products
+61 2 9227 0237
andrew.campion@asx.com.au



Andrew Weaver
Senior Manager, Investment Products
+61 2 9227 0575
andrew.weaver@asx.com.au



Rory Cunningham
Senior Manager, BD, Investment Products
+61 2 9227 0171
rory.cunningham@asx.com.au



Martin Dinh
Senior Investment Product Specialist
+61 2 9227 0318
martin.dinh@asx.com.au



Anastasia Anagnostakos
National BDM
+61 2 9227 0869
anastasia.anagnostakos@asx.com.au



Fabiana Candiano
Investment Product Specialist
+61 2 9227 0862
fabiana.candiano@asx.com.au



Roger Daniel
Investment Product Specialist
+61 2 9227 0279
roger.daniel@asx.com.au



Helen Chong
National BDM
+61 2 9227 0628
helen.chong@asx.com.au