



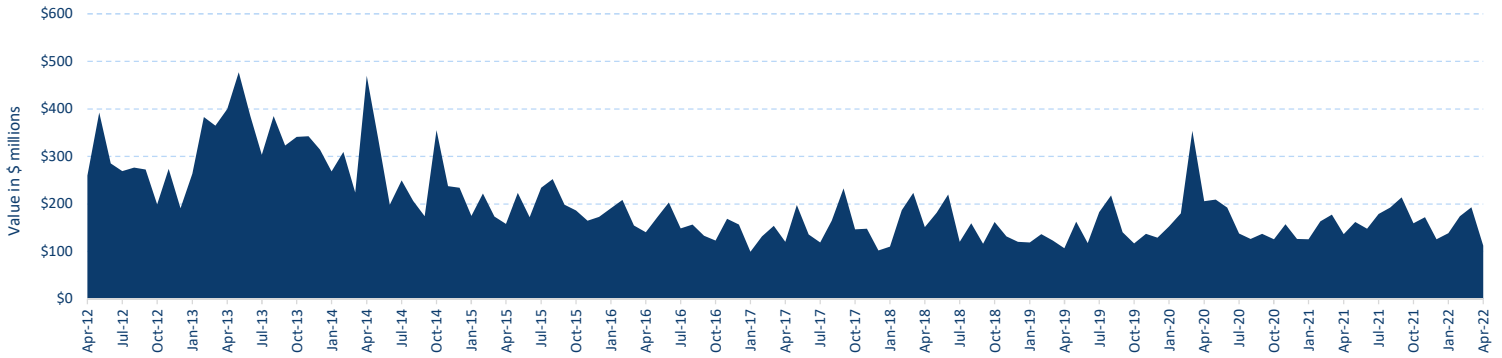
Spotlight: Warrants



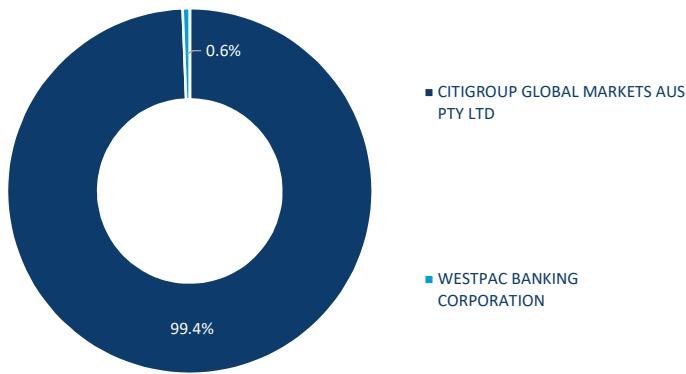
Warrants Summary - April 2022

Transaction days: 18 / Period ending: 30 April 2022

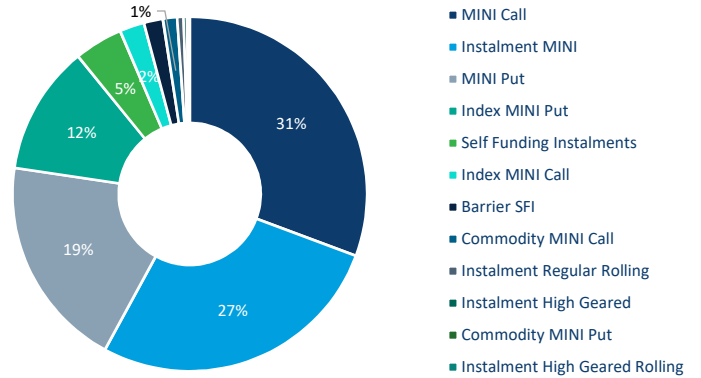
Warrant turnover - value



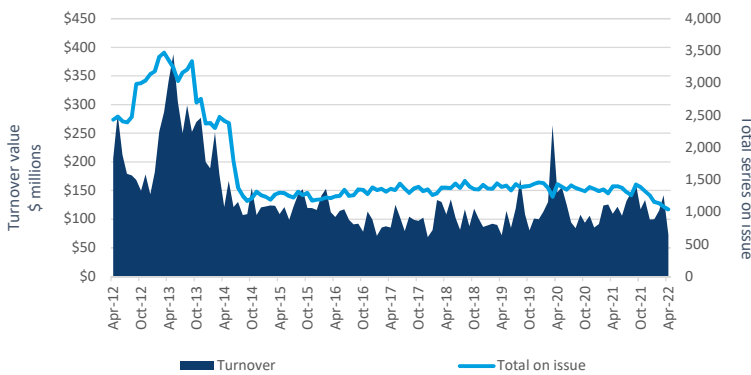
Value traded by issuer



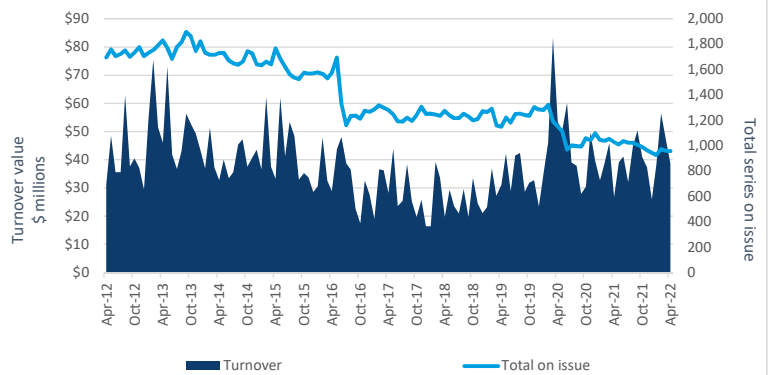
Value traded by product type



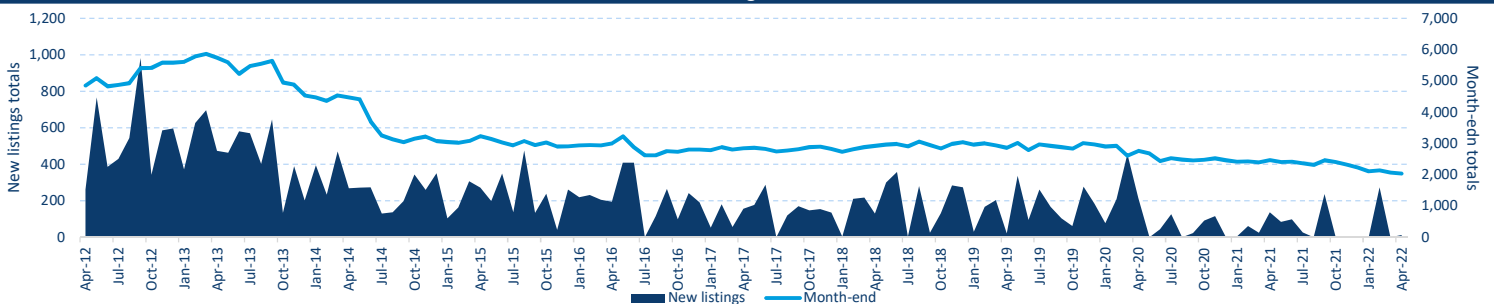
Value traded MINIs



Value traded Instalments



Warrants - new listings & month-end totals





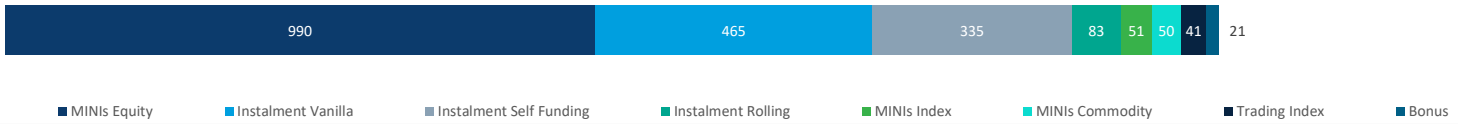
Spotlight: Warrants



Warrants Summary - April 2022

Transaction days: 18 / Period ending: 30 April 2022

Active warrants by product type



Active warrants by issuer



Warrant type by issuer

Product / Issuer	Instalments			Endowments	Structured Inv. Products	DLC Warrants *	Bonus Certificates	Trading				Knock-out		MINIs			TOTAL	
	Vanilla	Rolling	Self funding					Equity	Index	Currency	Commodity	iKO Equity	iKO Index	Equity	Index	Commodity		
CTW	465	83	268	0	0	0	21	0	41	0	0	0	0	0	989	51	50	1,968
WBC	0	0	67	0	0	0	0	0	0	0	0	0	0	0	0	0	0	67
TOTAL	465	83	335	0	0	0	21	0	41	0	0	0	0	0	990	51	50	2,036

Most Activity Traded Underlying by Value this month

Underlying	Value (\$ths)	MKT%
FMG	17,865.62	15.9%
XJO	12,104.13	10.8%
CIA	5,623.42	5.0%
CBA	4,951.05	4.4%
BHP	4,494.53	4.0%
PLS	4,092.83	3.6%
RIO	3,231.47	2.9%
MQG	3,005.95	2.7%
NCM	2,586.99	2.3%
WBC	2,508.05	2.2%
ANZ	2,419.20	2.1%
SPF	1,594.46	1.4%
WHC	1,525.34	1.4%
NAB	1,519.97	1.4%
STW	1,447.16	1.3%
MIN	1,400.93	1.2%
LYC	1,356.09	1.2%
IOZ	1,311.02	1.2%
NIZ	1,285.75	1.1%
FXV	1,282.95	1.1%
OZL	1,243.18	1.1%
WES	1,222.36	1.1%
MFG	1,114.82	1.0%
S32	1,091.98	1.0%
TOP 25	80,279.26	71.3%

Most Activity Traded Warrant by Value this month

Ticker code	Value (\$ths)	MKT%
FMGMOQ	9,777,472.40	8.7%
XJOKOT	6,011,873.58	5.3%
CIAJOA	5,108,298.26	4.5%
CBAKOW	2,517,356.46	2.2%
FMGJOF	2,507,837.30	2.2%
FMGKOE	2,207,799.60	2.0%
XJOMOU	2,136,203.89	1.9%
BHPJOP	1,740,130.18	1.5%
ANZJOC	1,611,058.13	1.4%
MQGKOE	1,580,393.36	1.4%
XJOKOV	1,559,890.00	1.4%
PLSKOA	1,508,490.03	1.3%
WBCJOC	1,483,679.56	1.3%
NCMKOL	1,349,252.93	1.2%
STWSOS	1,286,672.49	1.1%
FXVJOP	1,236,195.45	1.1%
XJOKOL	1,171,626.36	1.0%
OZLKOC	1,111,393.00	1.0%
CBAKOU	1,057,285.16	0.9%
MFGJOD	961,036.46	0.9%
PLSKOB	944,193.23	0.8%
NIZKOZ	940,538.25	0.8%
XJOKOY	869,199.33	0.8%
BENKOD	838,088.52	0.7%
TOP 25	51,515,963.92	45.8%



Andrew Campion
General Manager, Investment Products
+61 2 9227 0237



Andrew Weaver
Senior Manager, Investment Products
+61 2 9227 0575



Rory Cunningham
Senior Manager, BD, Investment Products
+61 2 9227 0171
rory.cunningham@asx.com.au



Martin Dinh
Manager, Investment Products
+61 2 9227 0318
martin.dinh@asx.com.au



Fabiana Candiano
Investment Product Specialist
+61 2 9227 0862



Roger Daniel
Investment Product Specialist
+61 2 9227 0279



Helen Chong
National BDM
+61 2 9227 0628