



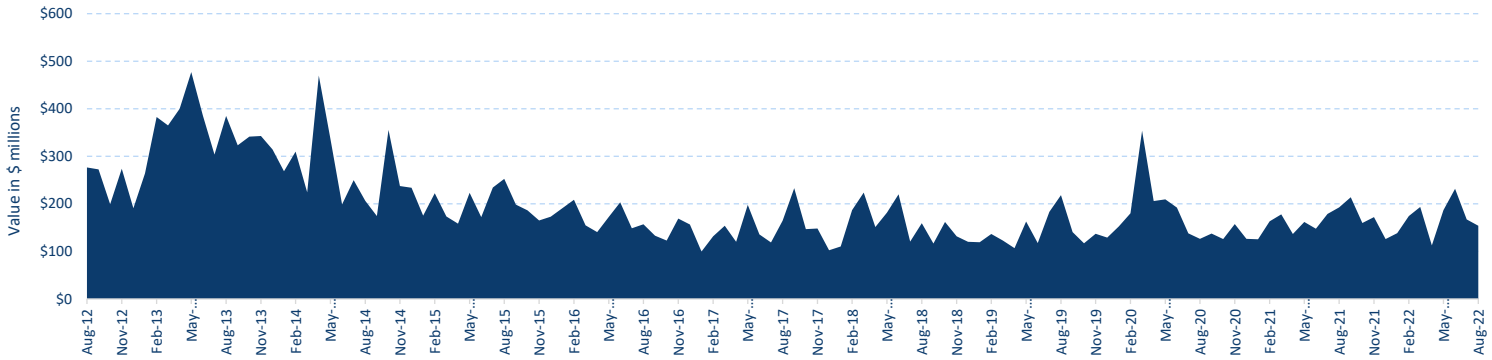
Spotlight: Warrants



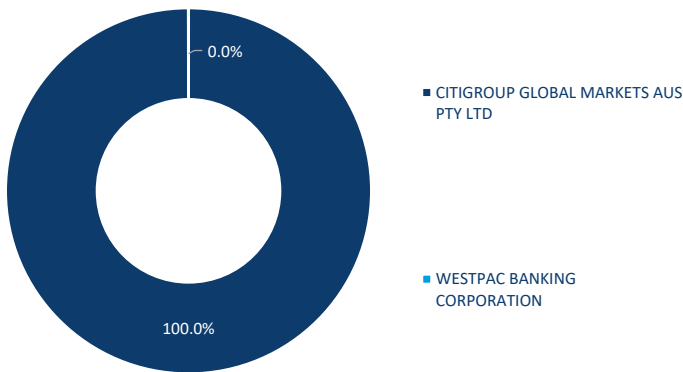
Warrants Summary - August 2022

Transaction days: 23 / Period ending: 31 August 2022

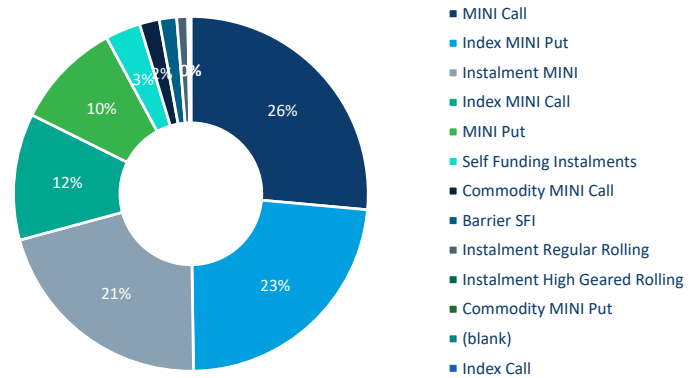
Warrant turnover - value



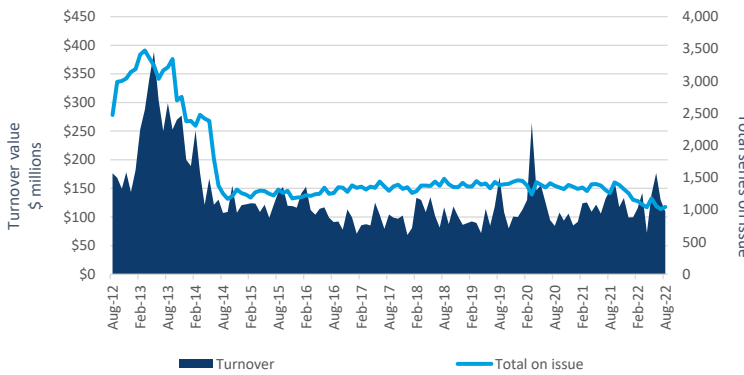
Value traded by issuer



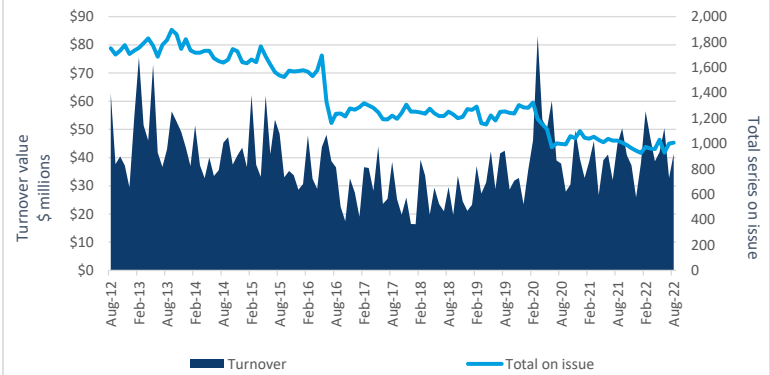
Value traded by product type



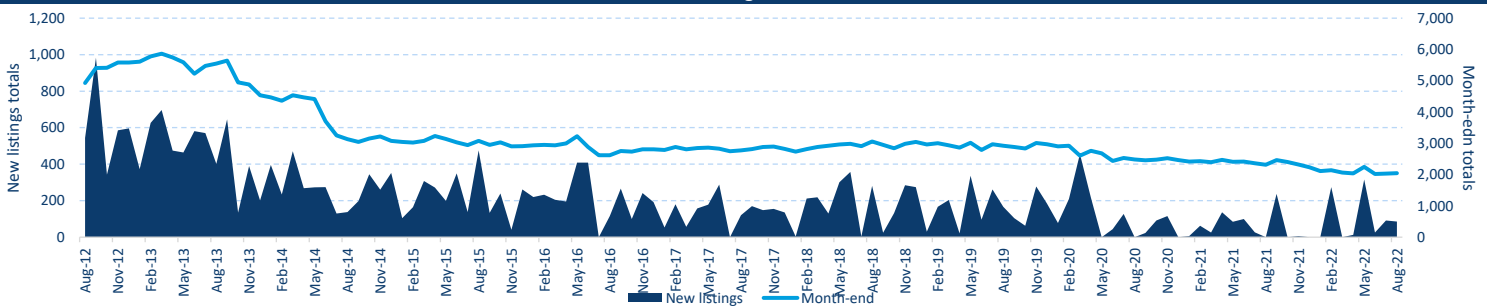
Value traded MINIs



Value traded Instalments



Warrants - new listings & month-end totals





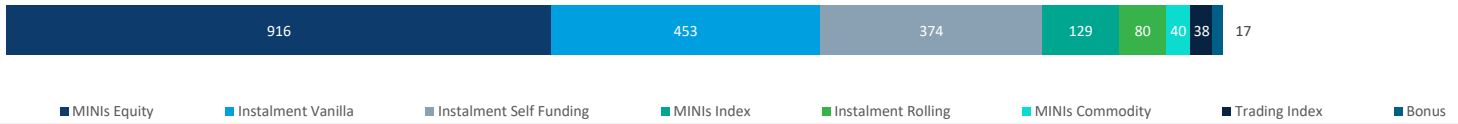
Spotlight: Warrants



Warrants Summary - August 2022

Transaction days: 23 / Period ending: 31 August 2022

Active warrants by product type



Active warrants by issuer



Warrant type by issuer

Product / Issuer	Instalments			Endowments	Structured Inv. Products	DLC Warrants *	Bonus Certificates	Trading				Knock-out		MINIs			TOTAL		
	Vanilla	Rolling	Self funding					Equity	Index	Currency	Commodity	IKO Equity	IKO Index	Equity	Index	Commodity			
CTW	453	80	332	0	0	0	17	0	38	0	0	0	0	0	0	915	129	40	2,004
WBC	0	0	42	0	0	0	0	0	0	0	0	0	0	0	0	0	0	0	42
TOTAL	453	80	374	0	0	0	17	0	38	0	0	0	0	0	0	916	129	40	2,047

Most Activity Traded Underlying by Value this month

Underlying	Value (\$ths)	MKT%
XJO	48,071.44	31.3%
BHP	11,377.60	7.4%
CBA	8,802.21	5.7%
STO	4,718.26	3.1%
WDS	4,262.09	2.8%
NCM	3,998.83	2.6%
SPF	3,845.57	2.5%
FMG	3,826.79	2.5%
MQG	3,607.05	2.3%
RIO	3,561.62	2.3%
PLS	3,439.73	2.2%
WBC	2,913.82	1.9%
ZGC	2,419.02	1.6%
STW	2,231.36	1.5%
ANZ	2,081.38	1.4%
SUN	1,846.03	1.2%
CSL	1,806.96	1.2%
FXU	1,700.86	1.1%
LYC	1,378.90	0.9%
QBE	1,343.79	0.9%
NDX	1,206.42	0.8%
WHC	1,124.22	0.7%
MFG	1,095.90	0.7%
NVX	1,057.20	0.7%
TOP 25	121,717.08	79.2%

Most Activity Traded Warrant by Value this month

Ticker code	Value (\$ths)	MKT%
XJOKOR	14,226,390.42	9.3%
XJOKOC	9,310,711.29	6.1%
XJOKOQ	6,676,134.33	4.3%
XJOKOV	5,365,322.70	3.5%
XJOKOG	4,018,943.13	2.6%
CBAKOD	3,149,431.77	2.0%
XIOMOP	2,976,285.00	1.9%
BHPJOP	2,922,189.99	1.9%
SPFKOW	2,637,893.98	1.7%
PLSKOA	2,496,294.42	1.6%
BHPKOC	2,455,068.50	1.6%
ZGCKOF	2,263,575.34	1.5%
STOKOB	2,240,297.24	1.5%
BHPSOC	2,127,144.36	1.4%
WDSMOA	1,932,410.14	1.3%
XJOKOT	1,932,192.00	1.3%
STWSOS	1,916,127.78	1.2%
CBAKOC	1,877,860.00	1.2%
NCMKOG	1,699,354.04	1.1%
STOJOC	1,640,440.72	1.1%
XJOKOF	1,579,272.59	1.0%
MQGKOG	1,391,507.94	0.9%
QBEJOA	1,334,299.40	0.9%
CBAJOC	1,314,251.77	0.9%
TOP 25	79,483,398.85	51.7%



Andrew Campion
General Manager, Investment Products
+61 2 9227 0237



Andrew Weaver
Senior Manager, Investment Products
+61 2 9227 0575



Rory Cunningham
Senior Manager, BD, Investment Products
+61 2 9227 0171
rory.cunningham@asx.com.au



Martin Dinh
Manager, Investment Products
+61 2 9227 0318
martin.dinh@asx.com.au



Fabiana Candiano
Investment Product Specialist
+61 2 9227 0862



Roger Daniel
Investment Product Specialist
+61 2 9227 0279



Helen Chong
National BDM
+61 2 9227 0628