



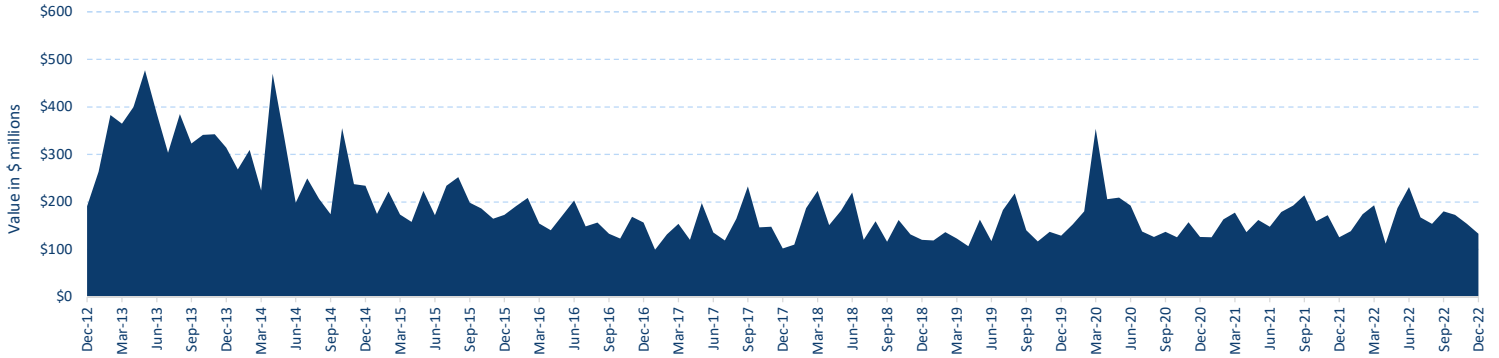
# Spotlight: Warrants



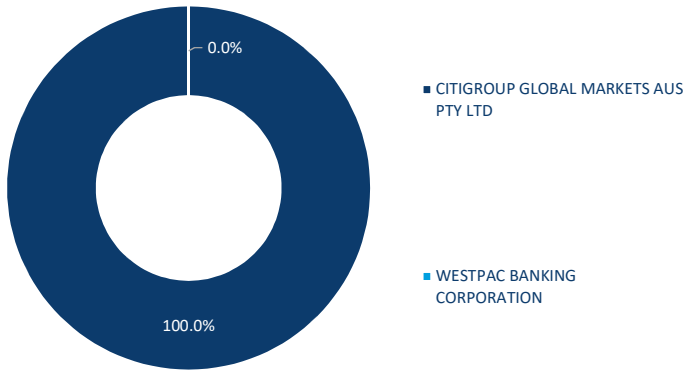
Warrants Summary - December 2022

Transaction days: 20 / Period ending: 31 December 2022

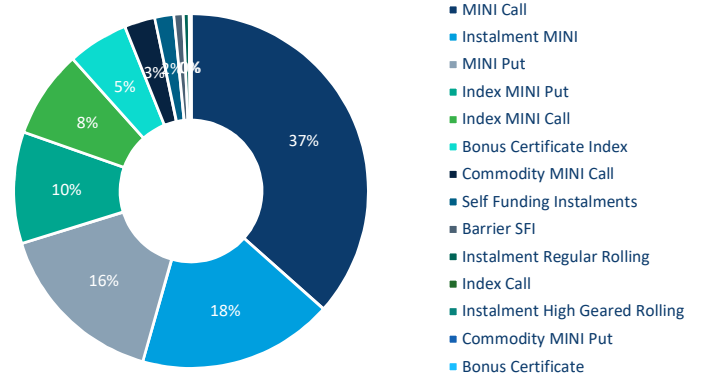
### Warrant turnover - value



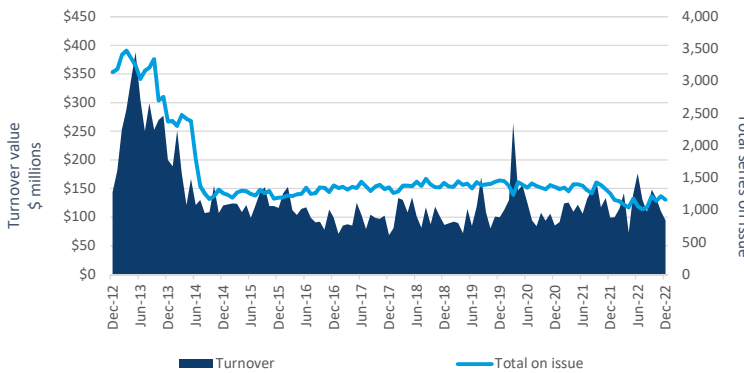
### Value traded by issuer



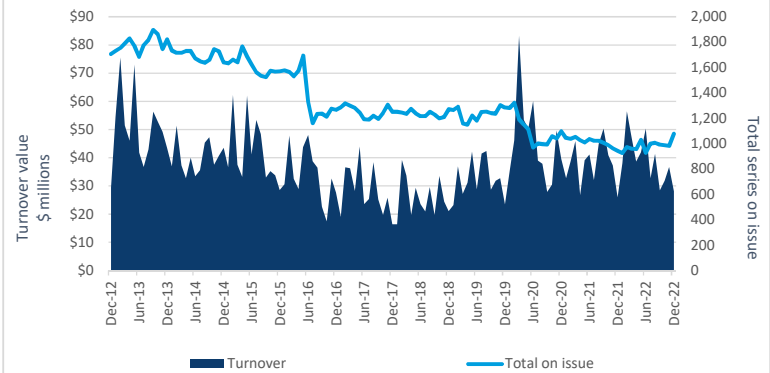
### Value traded by product type



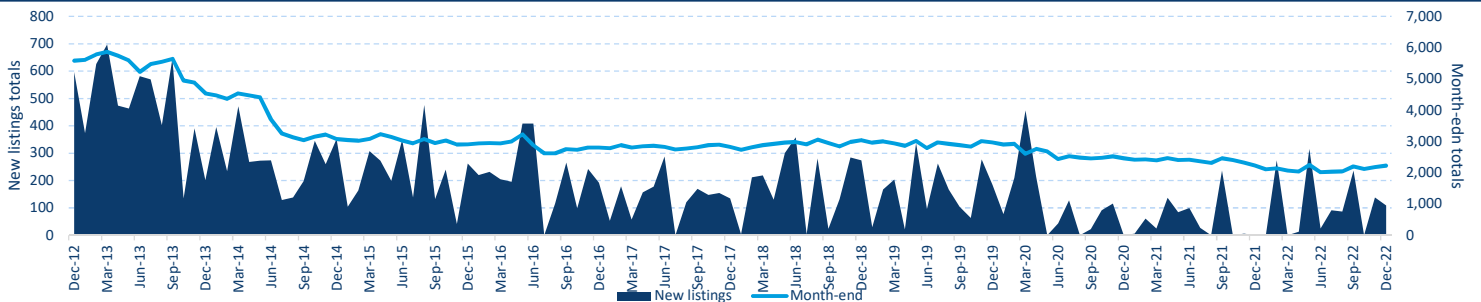
### Value traded MINIs



### Value traded Instalments



### Warrants - new listings & month-end totals





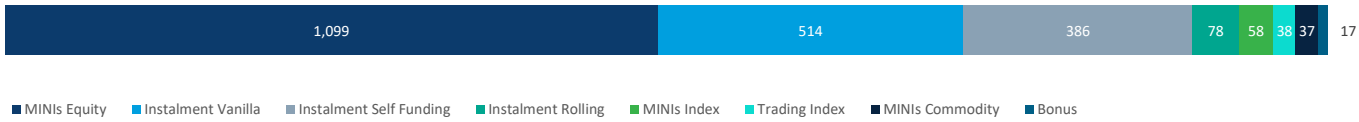
# Spotlight: Warrants



Warrants Summary - December 2022

Transaction days: 20 / Period ending: 31 December 2022

## Active warrants by product type



## Active warrants by issuer



## Warrant type by issuer

Product / Issuer	Instalments			Endowments	Structured Inv. Products	DLC Warrants *	Bonus Certificates	Trading				Knock-out		MINIs			TOTAL		
	Vanilla	Rolling	Self funding					Equity	Index	Currency	Commodity	iKO Equity	iKO Index	Equity	Index	Commodity			
CTW	514	78	345	0	0	0	17	0	38	0	0	0	0	0	0	1,098	58	37	2,185
WBC	0	0	41	0	0	0	0	0	0	0	0	0	0	0	0	0	0	0	41
<b>TOTAL</b>	<b>514</b>	<b>78</b>	<b>386</b>	<b>0</b>	<b>0</b>	<b>0</b>	<b>17</b>	<b>0</b>	<b>38</b>	<b>0</b>	<b>0</b>	<b>0</b>	<b>0</b>	<b>0</b>	<b>0</b>	<b>1,099</b>	<b>58</b>	<b>37</b>	<b>2,227</b>

## Most Activity Traded Underlying by Value this month

Underlying	Value (\$ths)	MKT%
XJO	23,668.02	17.7%
CBA	15,085.40	11.3%
FXY	9,460.57	7.1%
PLS	7,374.29	5.5%
FMG	7,216.40	5.4%
BHP	5,823.71	4.4%
SPF	4,232.36	3.2%
CSL	3,273.66	2.4%
WDS	3,197.07	2.4%
NCM	3,192.05	2.4%
NAB	3,025.66	2.3%
ZGC	2,994.51	2.2%
NDX	2,563.95	1.9%
WHC	1,819.77	1.4%
FXU	1,793.62	1.3%
MQG	1,707.84	1.3%
MIN	1,677.79	1.3%
ANZ	1,518.01	1.1%
STO	1,415.62	1.1%
NHC	1,364.58	1.0%
ASX	1,305.24	1.0%
CIA	1,288.25	1.0%
RIO	1,276.43	1.0%
DJX	1,250.43	0.9%
<b>TOP 25</b>	<b>107,525.24</b>	<b>80.4%</b>

## Most Activity Traded Warrant by Value this month

Ticker code	Value (\$ths)	MKT%
CBAKOD	8,383,829.80	6.3%
XJOMOU	8,112,856.47	6.1%
XJOBEO	7,404,512.88	5.5%
FXYKOP	5,215,814.85	3.9%
XJOQOA	4,752,842.12	3.6%
SPFMOA	3,394,692.20	2.5%
PLSKOE	2,640,515.45	2.0%
FMGKOE	2,485,110.65	1.9%
XJOKOY	2,458,865.86	1.8%
FXYKOR	2,236,528.04	1.7%
PLSKOB	2,103,975.95	1.6%
FMGMOP	1,985,757.91	1.5%
FXYKOD	1,985,000.00	1.5%
CBAKOC	1,886,268.95	1.4%
ZGCKOF	1,851,353.47	1.4%
CBAKOS	1,280,365.00	1.0%
PLSKOD	1,273,369.93	1.0%
NDXKOM	1,218,545.60	0.9%
CSLJOY	1,161,687.95	0.9%
ZGCKOH	1,117,415.92	0.8%
BHPJOP	1,099,505.90	0.8%
NCMJOA	1,067,954.99	0.8%
WDSKOC	1,024,765.66	0.8%
NHCJOA	1,024,761.75	0.8%
<b>TOP 25</b>	<b>67,166,297.30</b>	<b>50.2%</b>



**Andrew Campion**  
General Manager, Investment Products  
+61 2 9227 0237  
andrew.campion@asx.com.au



**Andrew Weaver**  
Senior Manager, Investment Product Specialists  
+61 2 9227 0575  
andrew.weaver@asx.com.au



**Rory Cunningham**  
Senior Manager, Investment Products  
+61 2 9227 0171  
rory.cunningham@asx.com.au



**Martin Dinh**  
Manager, Investment Products  
+61 2 9227 0318  
martin.dinh@asx.com.au



**Roger Daniel**  
Senior Investment Product Specialist  
+61 2 9227 0279  
roger.daniel@asx.com.au