



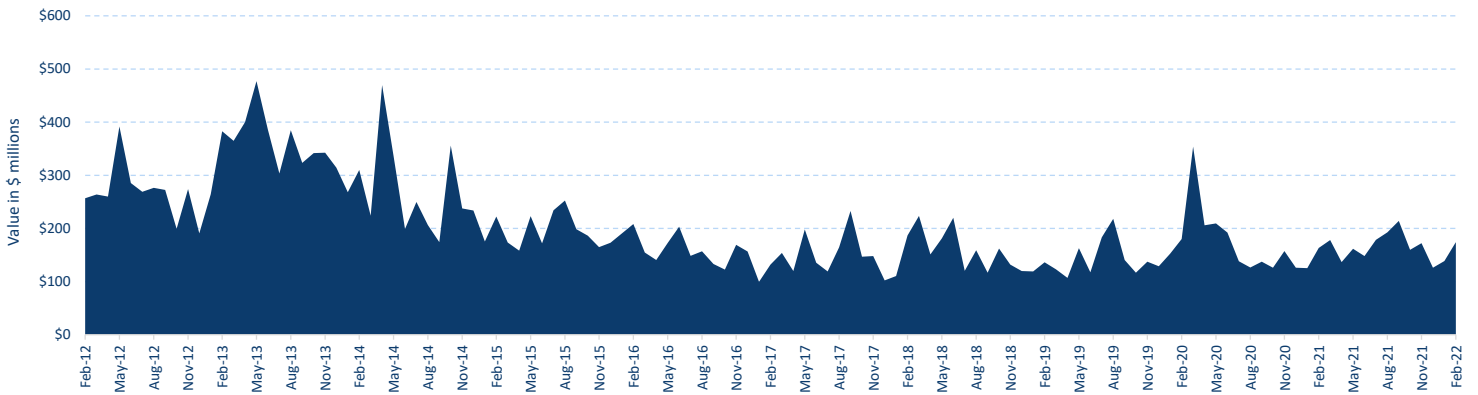
Spotlight: Warrants



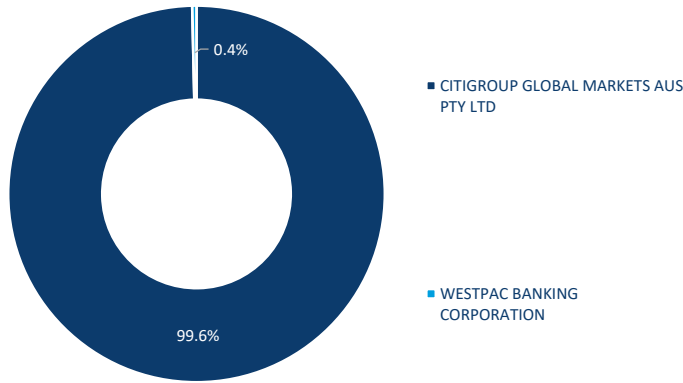
Warrants Summary - February 2022

Transaction days: 20 / Period ending: 28 February 2022

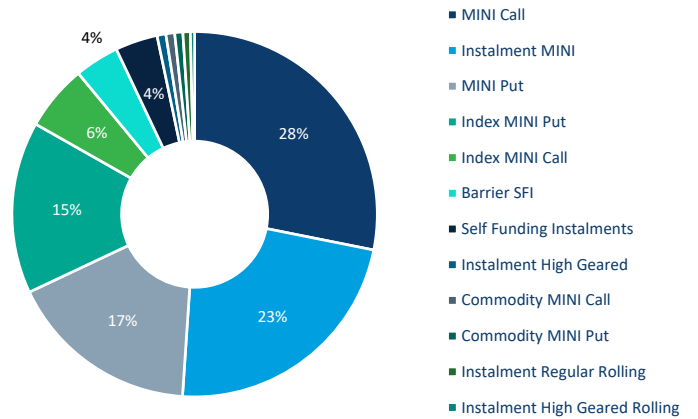
Warrant turnover - value



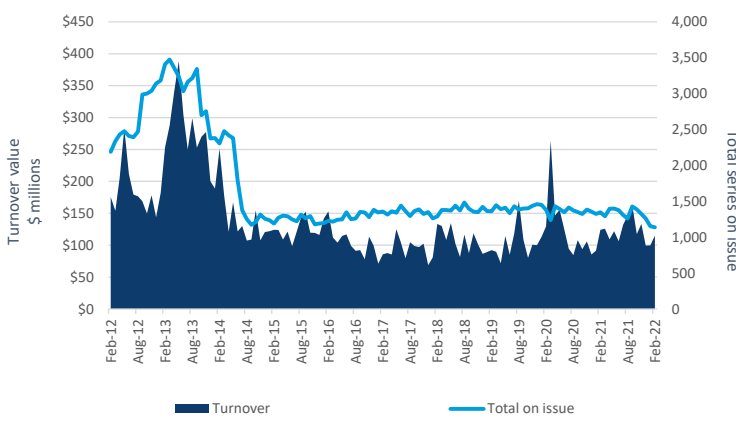
Value traded by issuer



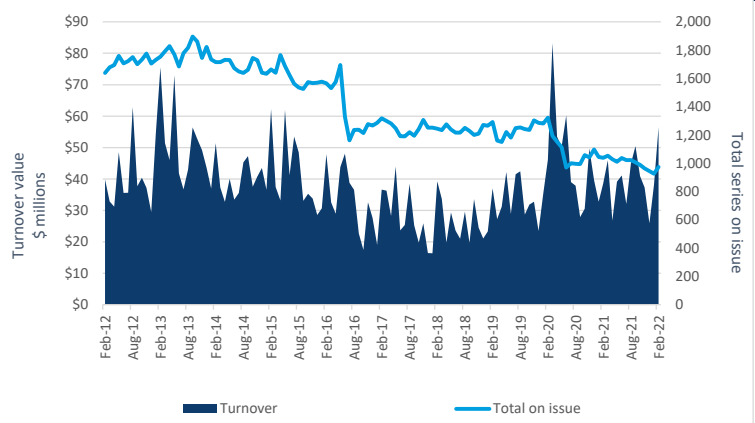
Value traded by product type



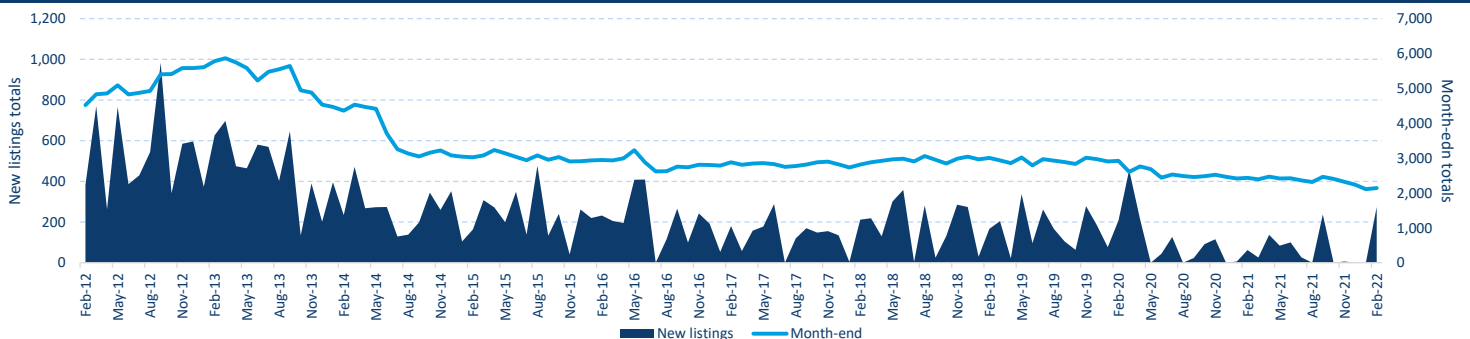
Value traded MINIs



Value traded Instalments



Warrants - new listings & month-end totals





Spotlight: Warrants



Warrants Summary - February 2022

Transaction days: 20 / Period ending: 28 February 2022

Active warrants by product type



Active warrants by issuer



Warrant type by issuer

Product / Issuer	Instalments			Endowments	Structured Inv. Products	DLC Warrants*	Bonus Certificates	Trading				Knock-out		MINIS			TOTAL	
	Vanilla	Rolling	Self funding					Equity	Index	Currency	Commodity	iKO Equity	iKO Index	Equity	Index	Commodity		
CTW	480	83	269	0	0	0	8	0	43	0	0	0	0	0	1,076	61	51	2,071
WBC	0	0	68	0	0	0	0	0	0	0	0	0	0	0	0	0	0	68
TOTAL	480	83	337	0	0	0	8	0	43	0	0	0	0	0	1,077	61	51	2,140

Most Activity Traded Underlying by Value this month

Underlying	Value (\$ths)	MKT%
XJO	29,532.19	17.0%
FMG	26,360.45	15.1%
BHP	11,275.33	6.5%
CBA	6,950.57	4.0%
CIA	5,292.46	3.0%
WBC	4,938.65	2.8%
SPF	4,433.14	2.5%
CSL	4,432.81	2.5%
MQG	4,082.94	2.3%
VHY	4,065.94	2.3%
WPL	3,815.57	2.2%
NCM	3,359.79	1.9%
RIO	2,393.93	1.4%
NDX	2,363.85	1.4%
STO	2,352.63	1.4%
MFG	2,101.97	1.2%
MIN	2,029.94	1.2%
PLS	1,873.93	1.1%
ANZ	1,858.09	1.1%
WES	1,716.24	1.0%
LYC	1,688.28	1.0%
WHC	1,632.35	0.9%
STW	1,493.29	0.9%
OZL	1,466.81	0.8%

TOP 25 131,511.15 75.5%

Most Activity Traded Warrant by Value this month

Ticker code	Value (\$ths)	MKT%
FMGMOQ	12,836,283.73	7.4%
XJOMOY	9,643,907.44	5.5%
XJOKOJ	5,423,087.74	3.1%
XJOMOV	5,045,504.06	2.9%
CIAJOA	4,633,459.29	2.7%
VHYSO3	3,817,061.95	2.2%
BHPJOP	2,996,981.54	1.7%
FMGKOC	2,697,931.69	1.5%
WBCJOC	2,644,188.05	1.5%
XJOMOQ	2,487,622.72	1.4%
SPFMOT	2,044,188.10	1.2%
CBAJOB	2,002,340.10	1.1%
FMGMOR	1,945,754.56	1.1%
FMGKOT	1,778,526.82	1.0%
CSLKOB	1,597,046.08	0.9%
MQGKOA	1,451,747.77	0.8%
CSLJOY	1,354,008.13	0.8%
STOKOB	1,335,330.22	0.8%
STWSO5	1,316,598.29	0.8%
FMGJOA	1,301,645.81	0.7%
WHCKOG	1,298,136.19	0.7%
IEUSOA	1,290,418.49	0.7%
XJOMOP	1,285,934.28	0.7%
NCMKOL	1,285,719.91	0.7%

TOP 25 73,513,422.96 42.2%



Andrew Campion
General Manager, Investment Products
+61 2 9227 0237
andrew.campion@asx.com.au



Andrew Weaver
Senior Manager, Investment Products
+61 2 9227 0575
andrew.weaver@asx.com.au



Rory Cunningham
Senior Manager, BD, Investment Products
+61 2 9227 0171
rory.cunningham@asx.com.au



Martin Dinh
Manager, Investment Products
+61 2 9227 0318
martin.dinh@asx.com.au



Anastasia Anagnostakos
National BDM
+61 2 9227 0869
anastasia.anagnostakos@asx.com.au



Fabiana Candiano
Investment Product Specialist
+61 2 9227 0862
fabiana.candiano@asx.com.au



Roger Daniel
Investment Product Specialist
+61 2 9227 0279
roger.daniel@asx.com.au



Helen Chong
National BDM
+61 2 9227 0628
helen.chong@asx.com.au