



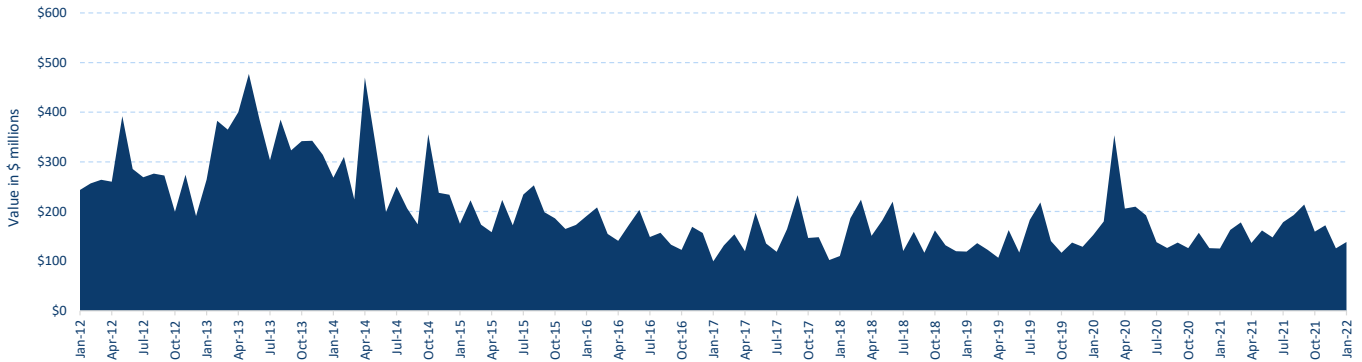
Spotlight: Warrants



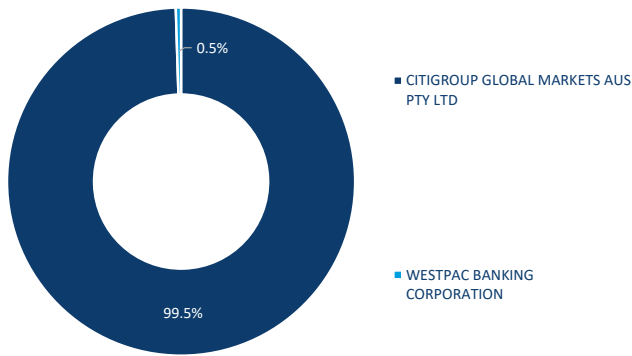
Warrants Summary - January 2022

Transaction days: 19 / Period ending: 31 January 2022

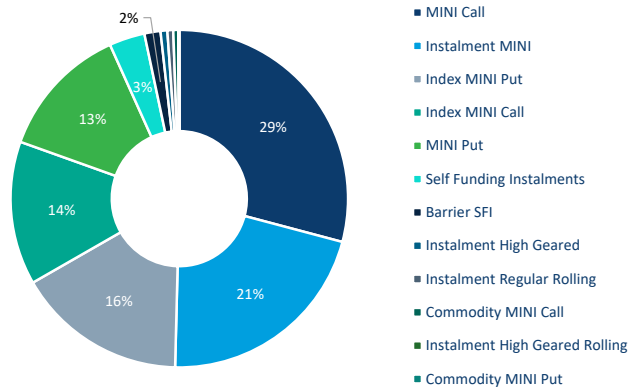
Warrant turnover - value



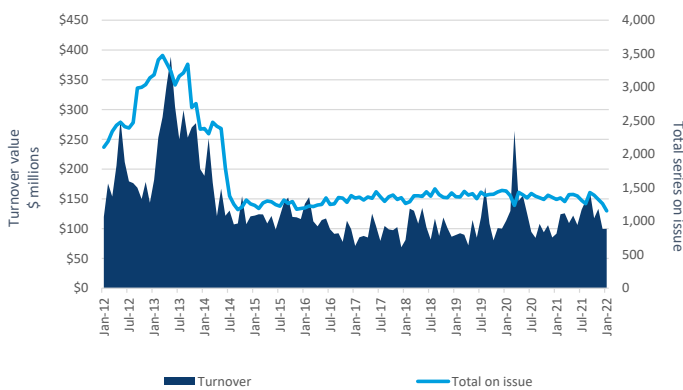
Value traded by issuer



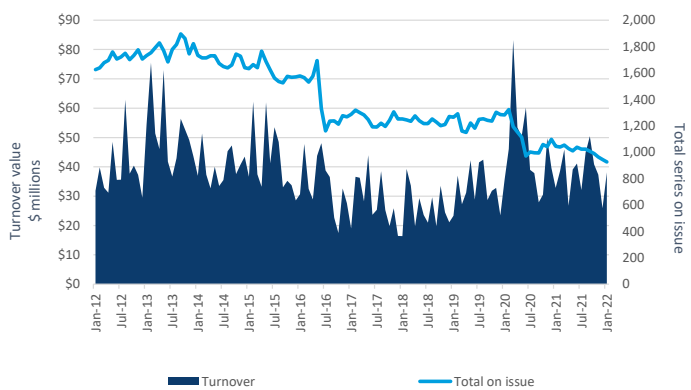
Value traded by product type



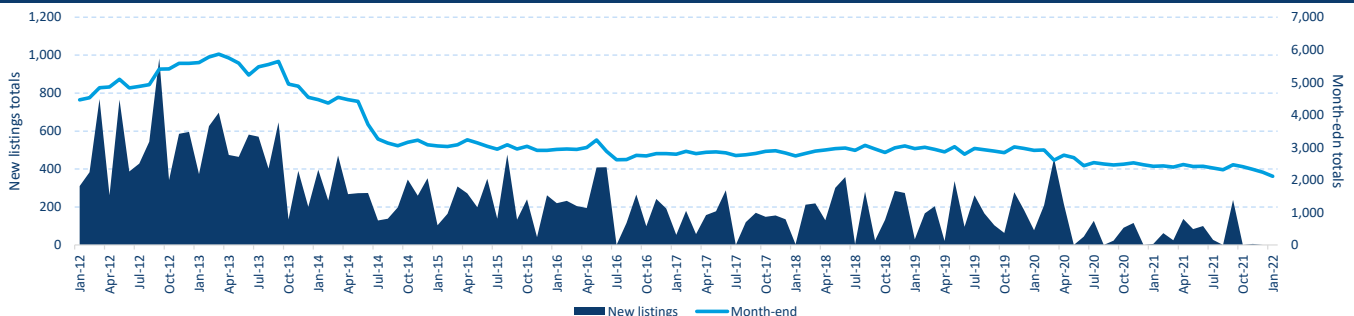
Value traded MINIs



Value traded Instalments



Warrants - new listings & month-end totals





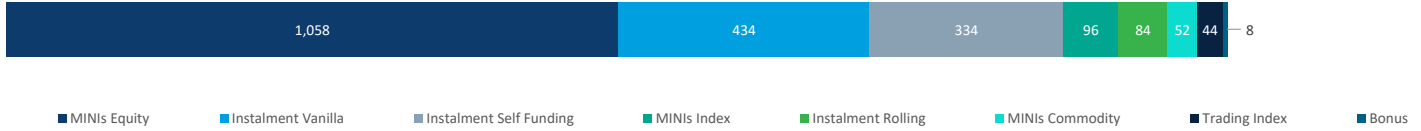
Spotlight: Warrants



Warrants Summary - January 2022

Transaction days: 19 / Period ending: 31 January 2022

Active warrants by product type



Active warrants by issuer



Warrant type by issuer

Product / Issuer	Instalments			Endowments	Structured Inv. Products	DLC Warrants *	Bonus Certificates	Trading				Knock-out		MINIs			TOTAL		
	Vanilla	Rolling	Self funding					Equity	Index	Currency	Commodity	iKO Equity	iKO Index	Equity	Index	Commodity			
CTW	434	84	264	0	0	0	8	0	44	0	0	0	0	0	0	1,057	96	52	2,039
WBC	0	0	70	0	0	0	0	0	0	0	0	0	0	0	0	0	0	0	70
TOTAL	434	84	334	0	0	0	8	0	44	0	0	0	0	0	0	1,058	96	52	2,110

Most Activity Traded Underlying by Value this month

Underlying	Value (\$ths)	MKT%
XJO	31,649.40	22.9%
BHP	12,754.07	9.2%
FMG	11,812.65	8.5%
CSL	4,704.73	3.4%
CBA	4,657.55	3.4%
NDX	4,326.94	3.1%
ANZ	3,713.73	2.7%
MQG	3,581.64	2.6%
DJX	3,183.30	2.3%
MFG	2,632.15	1.9%
SPF	2,449.39	1.8%
RIO	2,330.32	1.7%
AGL	2,264.80	1.6%
WPL	2,197.38	1.6%
PLS	2,115.16	1.5%
NCM	2,082.91	1.5%
SCG	1,594.91	1.2%
STW	1,494.56	1.1%
WHC	1,368.61	1.0%
MIN	1,201.95	0.9%
WBC	1,161.02	0.8%
JBH	1,133.97	0.8%
KGN	1,081.10	0.8%
TLS	1,072.62	0.8%
TOP 25	106,564.84	77.0%

Most Activity Traded Warrant by Value this month

Ticker code	Value (\$ths)	MKT%
XJOKOT	7,005,623.69	5.1%
XJOMOY	5,026,543.97	3.6%
BHPJOL	4,162,320.45	3.0%
XJOKOG	4,059,963.07	2.9%
FMGKOG	3,488,948.63	2.5%
XJOQOJ	3,237,121.72	2.3%
FMGMOQ	3,226,569.01	2.3%
XJOKOJ	2,484,039.00	1.8%
FMGKOR	2,225,879.28	1.6%
XJOQOC	2,127,733.50	1.5%
BHPJOP	2,085,775.62	1.5%
BHPKOC	2,049,710.16	1.5%
ANZJOC	1,903,082.42	1.4%
DJXKOR	1,790,416.03	1.3%
MFGKOR	1,762,561.29	1.3%
XJOMOP	1,674,434.98	1.2%
SCGKOA	1,581,292.01	1.1%
PLSKOA	1,539,194.34	1.1%
BHPKOR	1,425,297.00	1.0%
STWSO5	1,395,980.56	1.0%
CSLKOF	1,390,857.77	1.0%
FMGJOA	1,263,273.58	0.9%
XJOKOV	1,250,969.54	0.9%
AGLKOA	1,200,671.07	0.9%
TOP 25	59,358,258.69	42.9%



Andrew Campion
General Manager, Investment Products
+61 2 9227 0237
andrew.campion@asx.com.au



Andrew Weaver
Senior Manager, Investment Products
+61 2 9227 0575
andrew.weaver@asx.com.au



Rory Cunningham
Senior Manager, BD, Investment Products
+61 2 9227 0171
rory.cunningham@asx.com.au



Martin Dinh
Senior Investment Product Specialist
+61 2 9227 0318
martin.dinh@asx.com.au



Anastasia Anagnostakos
National BDM
+61 2 9227 0869
anastasia.anagnostakos@asx.com.au



Fabiana Candiano
Investment Product Specialist
+61 2 9227 0862
fabiana.candiano@asx.com.au



Roger Daniel
Investment Product Specialist
+61 2 9227 0279
roger.daniel@asx.com.au



Helen Chong
National BDM
+61 2 9227 0628
helen.chong@asx.com.au