



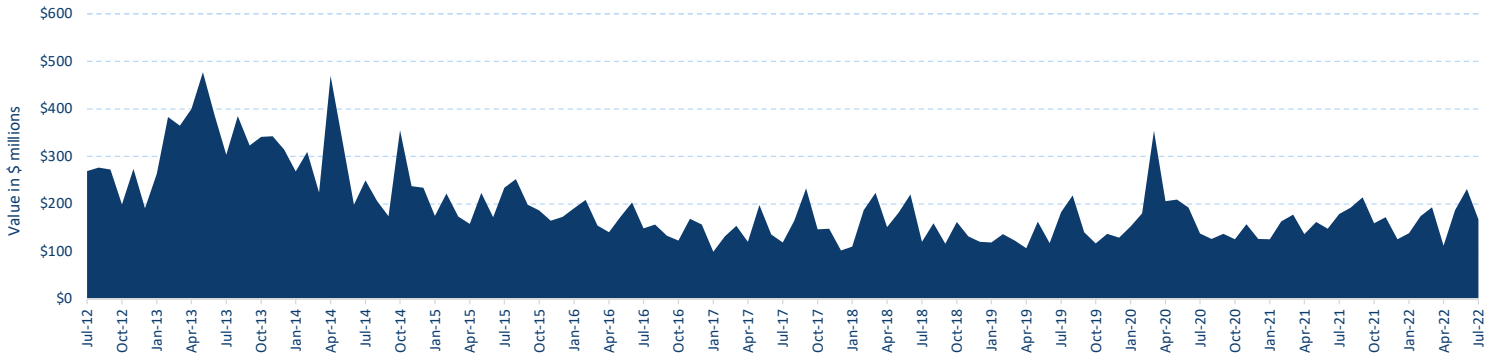
# Spotlight: Warrants



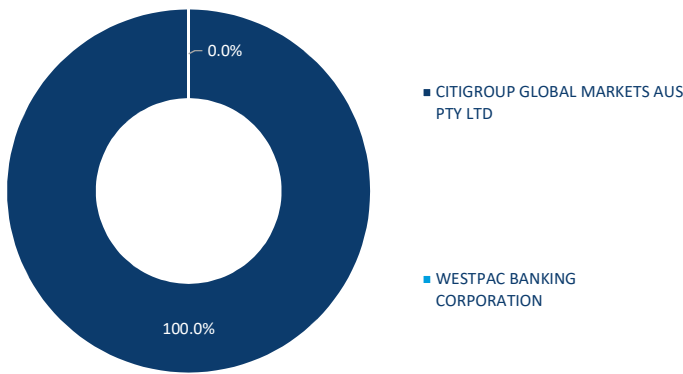
Warrants Summary - July 2022

Transaction days: 21 / Period ending: 31 July 2022

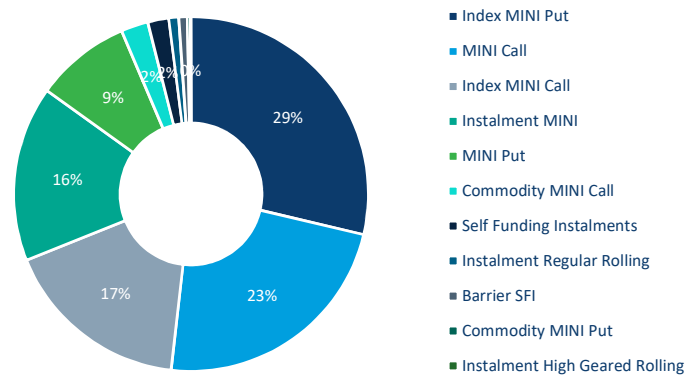
## Warrant turnover - value



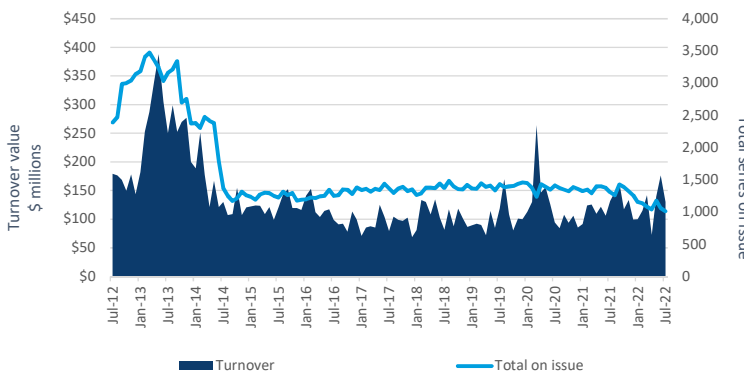
## Value traded by issuer



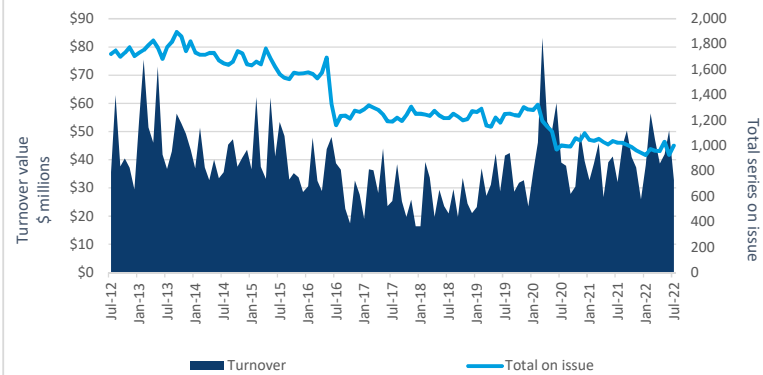
## Value traded by product type



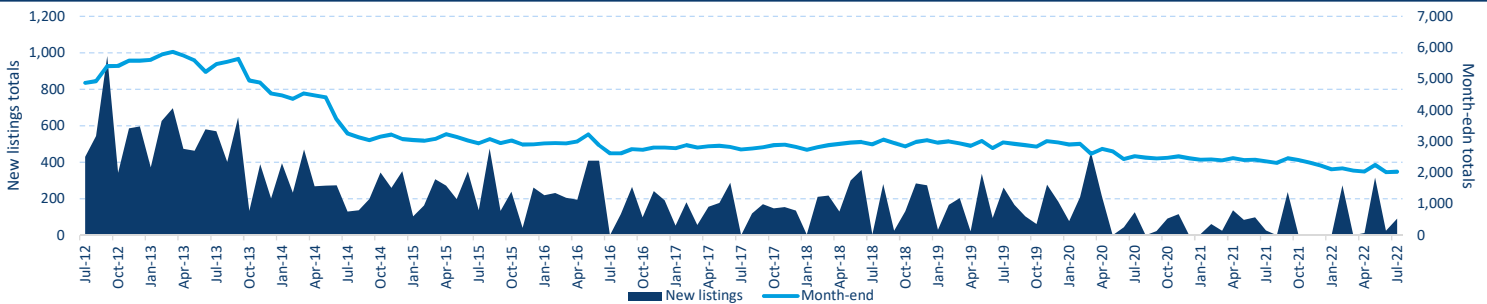
## Value traded MINIs



## Value traded Instalments



## Warrants - new listings & month-end totals





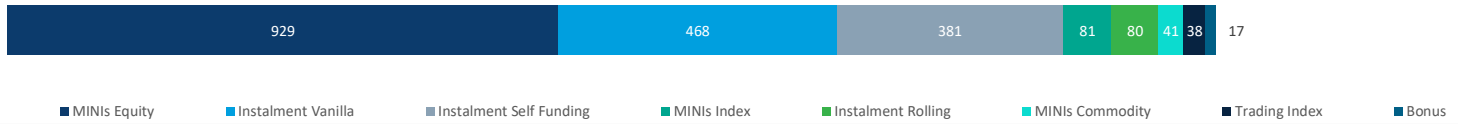
# Spotlight: Warrants



Warrants Summary - July 2022

Transaction days: 21 / Period ending: 31 July 2022

## Active warrants by product type



## Active warrants by issuer



## Warrant type by issuer

Product / Issuer	Instalments			Endowments	Structured Inv. Products	DLC Warrants *	Bonus Certificates	Trading				Knock-out		MINIs			TOTAL		
	Vanilla	Rolling	Self funding					Equity	Index	Currency	Commodity	iKO Equity	iKO Index	Equity	Index	Commodity			
CTW	468	80	339	0	0	0	17	0	38	0	0	0	0	0	0	928	81	41	1,992
WBC	0	0	42	0	0	0	0	0	0	0	0	0	0	0	0	0	0	0	42
<b>TOTAL</b>	<b>468</b>	<b>80</b>	<b>381</b>	<b>0</b>	<b>0</b>	<b>0</b>	<b>17</b>	<b>0</b>	<b>38</b>	<b>0</b>	<b>0</b>	<b>0</b>	<b>0</b>	<b>0</b>	<b>0</b>	<b>929</b>	<b>81</b>	<b>41</b>	<b>2,035</b>

### Most Activity Traded Underlying by Value this month

Underlying	Value (\$ths)	MKT%
XJO	60,291.10	36.1%
CBA	13,175.23	7.9%
BHP	11,256.21	6.7%
NDX	10,568.15	6.3%
SPF	5,244.21	3.1%
FMG	5,100.68	3.1%
MQG	4,092.14	2.4%
CIA	3,883.93	2.3%
FXU	3,494.15	2.1%
ZGC	3,293.88	2.0%
WDS	2,586.00	1.5%
WBC	2,583.73	1.5%
WHC	2,536.14	1.5%
RIO	2,340.11	1.4%
ANZ	2,031.92	1.2%
CSL	1,952.33	1.2%
NCM	1,621.44	1.0%
LYC	1,571.49	0.9%
QBE	1,241.96	0.7%
STO	1,223.38	0.7%
MFG	995.73	0.6%
ZHG	958.49	0.6%
NAB	945.89	0.6%
SUN	872.95	0.5%
<b>TOP 25</b>	<b>143,861.24</b>	<b>86.1%</b>

### Most Activity Traded Warrant by Value this month

Ticker code	Value (\$ths)	MKT%
XJOKOU	19,874,938.25	11.9%
XJOKOA	10,361,209.08	6.2%
XJOKOZ	6,062,465.62	3.6%
CBAKOD	5,613,592.90	3.4%
BHPKOC	4,723,293.22	2.8%
XJOKOX	4,598,165.58	2.8%
NDXKOU	4,575,767.59	2.7%
XJOKOW	4,399,544.32	2.6%
NDXKOK	3,832,157.31	2.3%
CIAJOA	3,415,943.71	2.0%
FXUMOE	3,130,081.08	1.9%
XJOKOF	2,926,949.47	1.8%
XJOKOQ	2,876,486.17	1.7%
CBAKOP	2,606,740.19	1.6%
SPFKOA	2,350,184.09	1.4%
XJOKOJ	2,319,013.65	1.4%
SPFKOP	2,092,486.60	1.3%
CBAKOU	1,913,495.32	1.1%
XJOKOE	1,751,030.20	1.0%
XJOKOC	1,748,785.87	1.0%
FMGKOG	1,705,227.66	1.0%
WDSJOC	1,652,613.21	1.0%
CBAKOQ	1,549,440.00	0.9%
ZGCKOF	1,407,424.56	0.8%
<b>TOP 25</b>	<b>97,487,035.65</b>	<b>58.3%</b>



**Andrew Campion**  
General Manager, Investment Products  
+61 2 9227 0237



**Andrew Weaver**  
Senior Manager, Investment Products  
+61 2 9227 0575



**Rory Cunningham**  
Senior Manager, BD, Investment Products  
+61 2 9227 0171  
rory.cunningham@asx.com.au



**Martin Dinh**  
Manager, Investment Products  
+61 2 9227 0318  
martin.dinh@asx.com.au



**Fabiana Candiano**  
Investment Product Specialist  
+61 2 9227 0862



**Roger Daniel**  
Investment Product Specialist  
+61 2 9227 0279



**Helen Chong**  
National BDM  
+61 2 9227 0628