



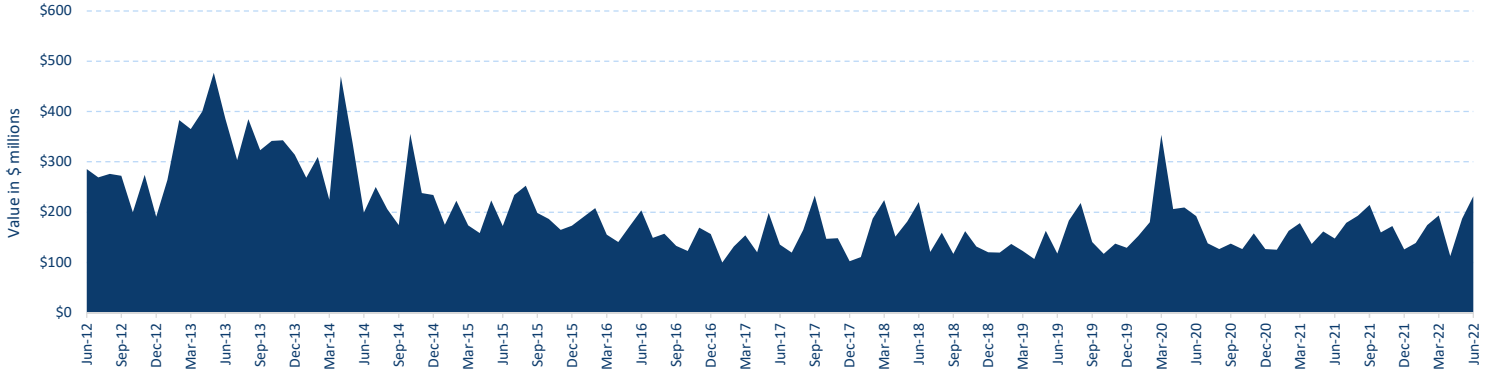
Spotlight: Warrants



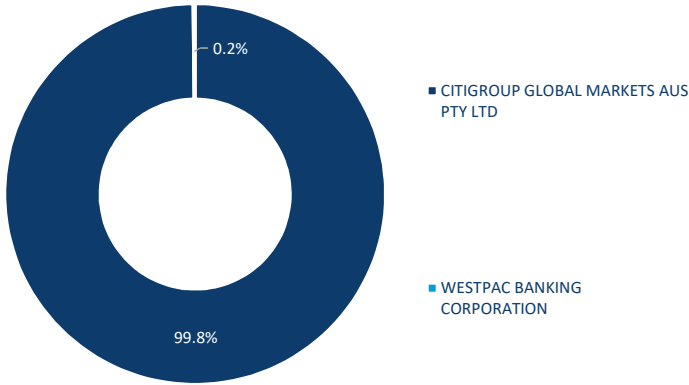
Warrants Summary - June 2022

Transaction days: 21 / Period ending: 30 June 2022

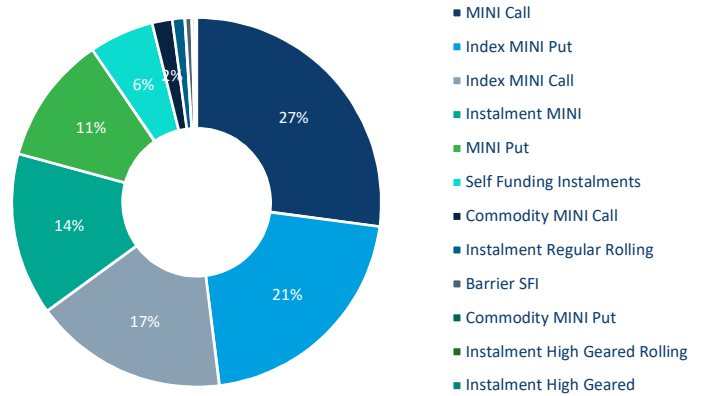
Warrant turnover - value



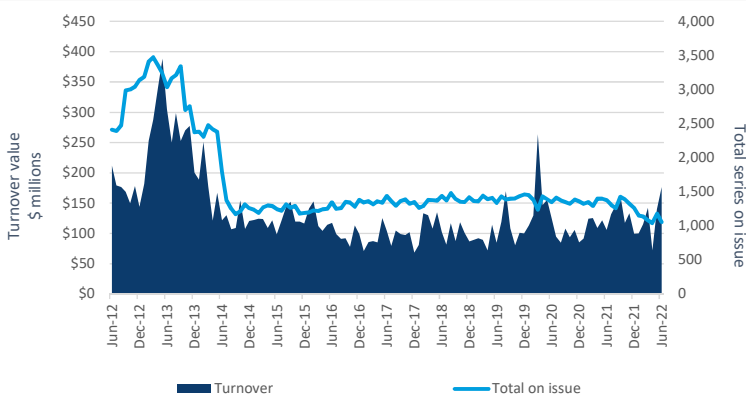
Value traded by issuer



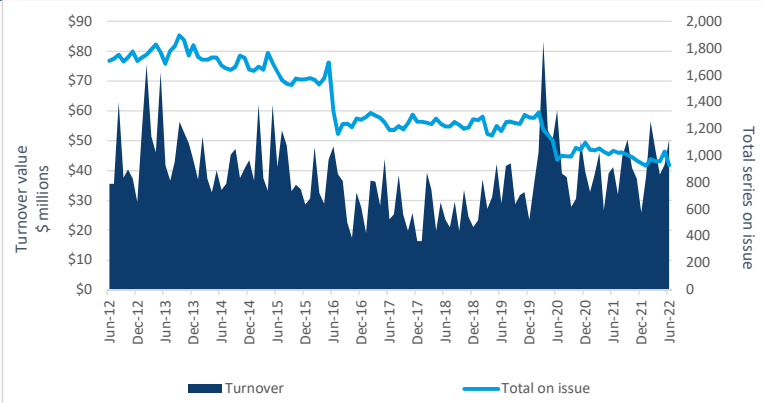
Value traded by product type



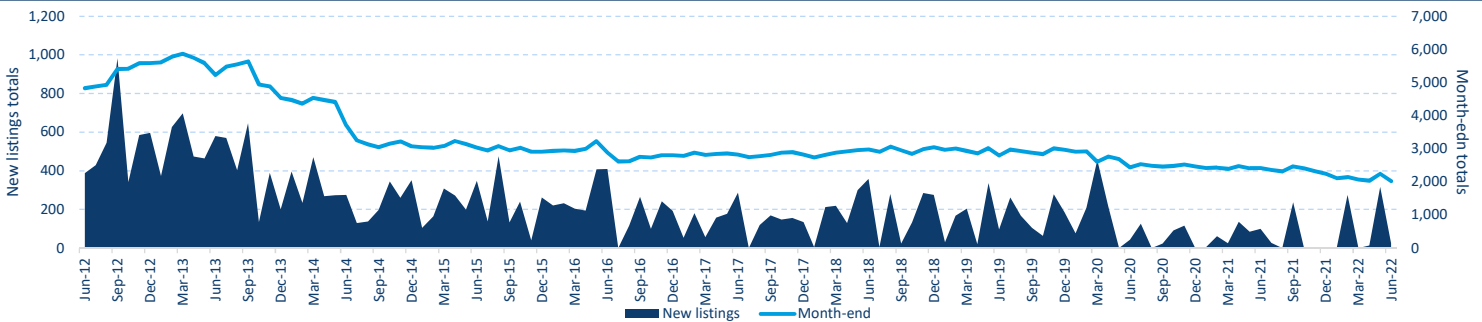
Value traded MINIs



Value traded Instalments



Warrants - new listings & month-end totals





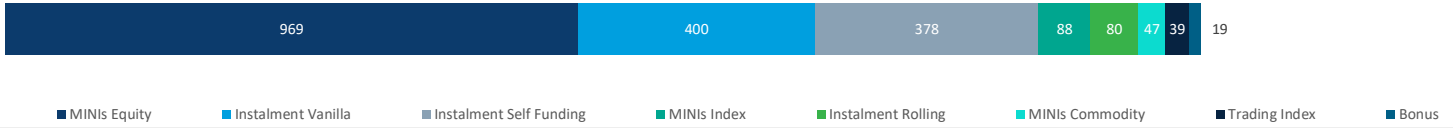
Spotlight: Warrants



Warrants Summary - June 2022

Transaction days: 21 / Period ending: 30 June 2022

Active warrants by product type



Active warrants by issuer



Warrant type by issuer

Product / Issuer	Instalments			Endowments	Structured Inv. Products	DLC Warrants *	Bonus Certificates	Trading				Knock-out		MINIs			TOTAL	
	Vanilla	Rolling	Self funding					Equity	Index	Currency	Commodity	KO Equity	KO Index	Equity	Index	Commodity		
CTW	400	80	336	0	0	0	19	0	39	0	0	0	0	0	968	88	47	1,977
WBC	0	0	42	0	0	0	0	0	0	0	0	0	0	0	0	0	0	42
TOTAL	400	80	378	0	0	0	19	0	39	0	0	0	0	0	969	88	47	2,020

Most Activity Traded Underlying by Value this month

Underlying	Value (\$ths)	MKT%
XJO	52,105.04	22.5%
NDX	26,200.18	11.3%
CBA	18,863.10	8.1%
BHP	17,976.34	7.8%
FMG	16,564.36	7.2%
SPF	8,339.02	3.6%
MQG	8,193.85	3.5%
WBC	5,891.70	2.5%
CSL	4,123.58	1.8%
PLS	3,515.23	1.5%
NAB	3,312.17	1.4%
WDS	2,923.63	1.3%
ANZ	2,892.11	1.2%
WES	2,777.72	1.2%
RIO	2,750.56	1.2%
VEU	2,228.45	1.0%
ZCL	1,977.74	0.9%
VTS	1,944.83	0.8%
CIA	1,832.59	0.8%
MIN	1,527.72	0.7%
NCM	1,422.56	0.6%
WOW	1,360.12	0.6%
ZGC	1,356.76	0.6%
OZL	1,263.11	0.5%
TOP 25	191,342.49	82.6%

Most Activity Traded Warrant by Value this month

Ticker code	Value (\$ths)	MKT%
XJOKJ	9,507,066.14	4.1%
XJOKP	7,996,961.03	3.5%
FMGMOQ	7,507,086.30	3.2%
NDXKOU	6,769,985.12	2.9%
XJOKOS	6,247,712.87	2.7%
CBAKOD	6,124,503.96	2.6%
XJOKOQ	5,500,501.84	2.4%
NDXKOE	4,951,925.01	2.1%
XJOMOA	4,912,150.27	2.1%
XJOKOB	3,817,969.56	1.6%
BHPKOB	3,420,632.39	1.5%
NDXMOP	3,147,822.82	1.4%
NDXKOW	3,002,308.58	1.3%
CBAKOU	2,815,463.45	1.2%
XJOKOT	2,716,076.12	1.2%
XJOKOU	2,659,027.58	1.1%
PLSKOA	2,628,753.61	1.1%
BHPJOP	2,609,091.37	1.1%
MQGMOB	2,535,830.80	1.1%
CBAKOA	2,460,095.78	1.1%
BHPKOI	2,284,649.11	1.0%
VEUSOC	2,207,347.49	1.0%
SPFKOA	2,175,709.72	0.9%
NDXKOJ	2,175,144.74	0.9%
TOP 25	100,173,815.66	43.2%



Andrew Campion
General Manager, Investment Products
+61 2 9227 0237



Andrew Weaver
Senior Manager, Investment Products
+61 2 9227 0575



Rory Cunningham
Senior Manager, BD, Investment Products
+61 2 9227 0171
rory.cunningham@asx.com.au



Martin Dinh
Manager, Investment Products
+61 2 9227 0318
martin.dinh@asx.com.au



Fabiana Candiano
Investment Product Specialist
+61 2 9227 0862
fabiana.candiano@asx.com.au



Roger Daniel
Investment Product Specialist
+61 2 9227 0279
roger.daniel@asx.com.au



Helen Chong
National BDM
+61 2 9227 0628
helen.chong@asx.com.au