



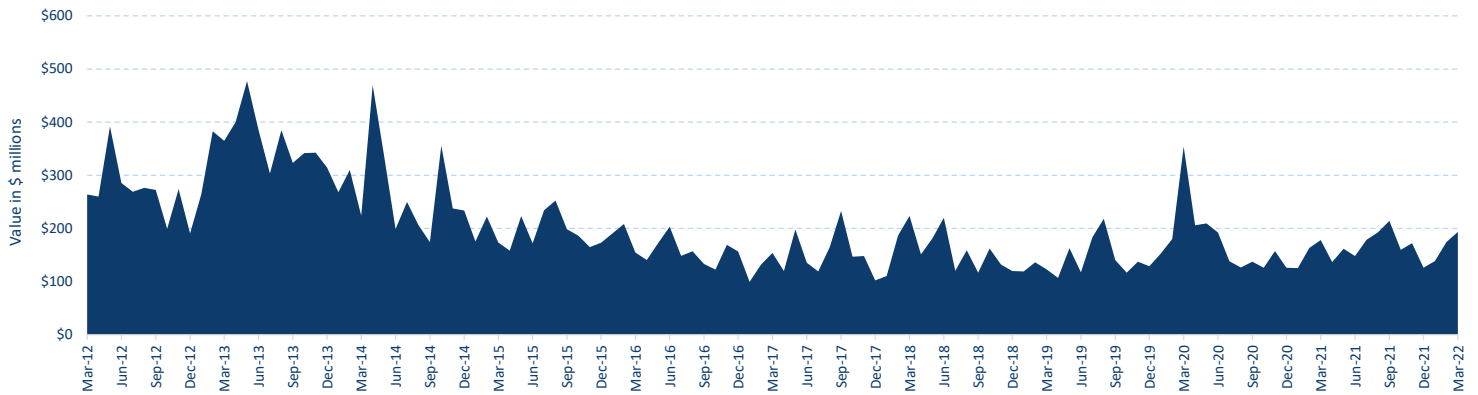
Spotlight: Warrants



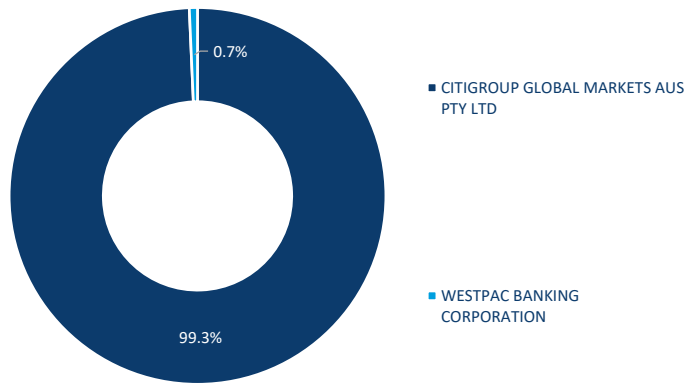
Warrants Summary - March 2022

Transaction days: 23 / Period ending: 31 March 2022

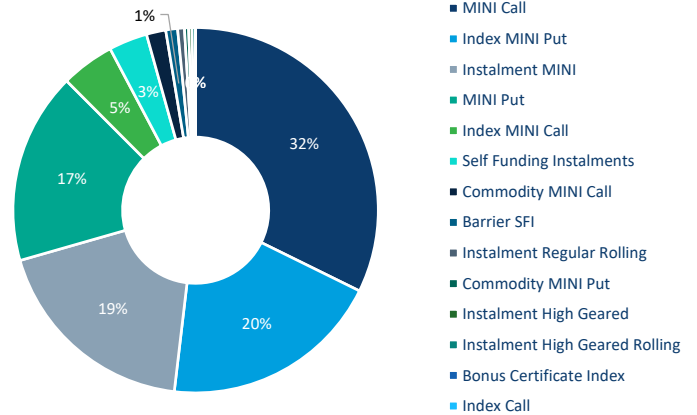
Warrant turnover - value



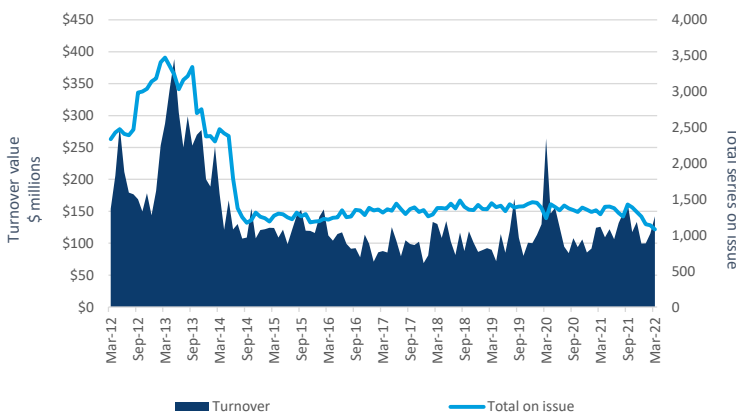
Value traded by issuer



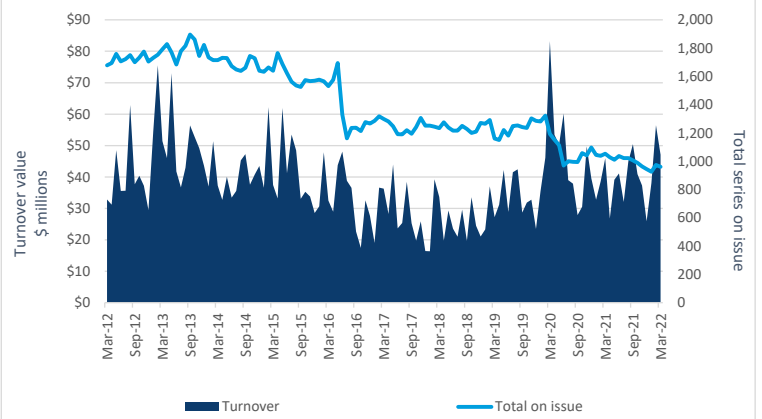
Value traded by product type



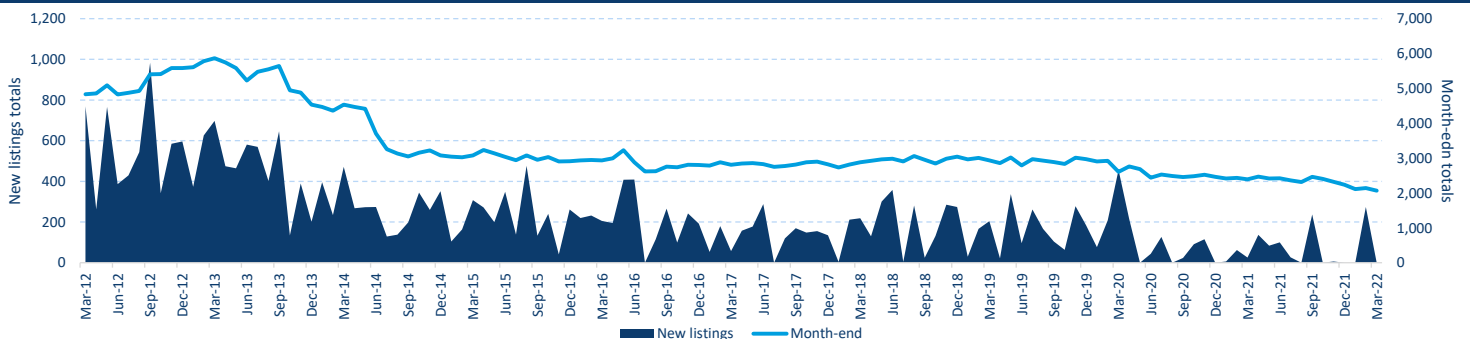
Value traded MINIs



Value traded Instalments



Warrants - new listings & month-end totals





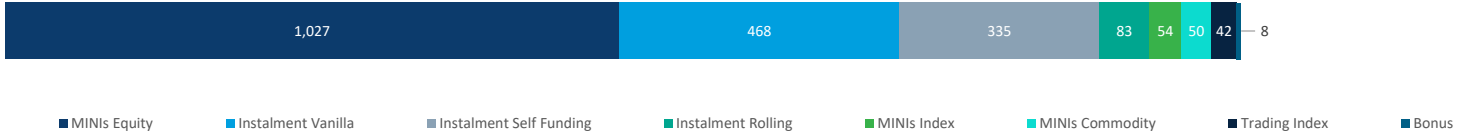
Spotlight: Warrants



Warrants Summary - March 2022

Transaction days: 23 / Period ending: 31 March 2022

Active warrants by product type



Active warrants by issuer



Warrant type by issuer

Product / Issuer	Instalments			Endowments	Structured Inv. Products	DLC Warrants*	Bonus Certificates	Trading				Knock-out		MINIs			TOTAL	
	Vanilla	Rolling	Self funding					Equity	Index	Currency	Commodity	iKO Equity	iKO Index	Equity	Index	Commodity		
CTW	468	83	268	0	0	0	8	0	42	0	0	0	0	0	1,026	54	50	1,999
WBC	0	0	67	0	0	0	0	0	0	0	0	0	0	0	0	0	0	67
TOTAL	468	83	335	0	0	0	8	0	42	0	0	0	0	0	1,027	54	50	2,067

Most Activity Traded Underlying by Value this month

Underlying	Value (\$ths)	MKT%
XJO	41,178.29	21.3%
FMG	20,599.53	10.7%
BHP	10,721.03	5.5%
CBA	7,767.62	4.0%
MQG	6,782.29	3.5%
RIO	5,473.07	2.8%
WPL	5,070.88	2.6%
NCM	4,945.71	2.6%
WHC	4,414.34	2.3%
PLS	4,284.25	2.2%
WBC	4,249.30	2.2%
STO	2,808.29	1.5%
ANZ	2,700.33	1.4%
CSL	2,694.99	1.4%
SPF	2,672.05	1.4%
NAB	2,556.58	1.3%
LYC	2,442.08	1.3%
NDX	2,428.09	1.3%
FXE	2,211.63	1.1%
ZGC	2,136.77	1.1%
NIC	1,935.60	1.0%
IOZ	1,903.21	1.0%
MFG	1,611.72	0.8%
WES	1,560.88	0.8%

TOP 25 145,148.49 75.1%

Most Activity Traded Warrant by Value this month

Ticker code	Value (\$ths)	MKT%
XJOKOW	20,007,752.80	10.4%
XJOMOY	8,238,030.32	4.3%
FMGKOT	7,033,140.99	3.6%
XJOKOT	3,277,817.12	1.7%
XJOKOL	3,258,948.52	1.7%
FMGJOF	3,106,984.26	1.6%
FMGKOF	2,965,783.49	1.5%
FMGMOQ	2,862,601.39	1.5%
WBCJOC	2,078,003.55	1.1%
NCMKOL	2,050,723.66	1.1%
WHCKOG	2,018,538.59	1.0%
STOKOB	1,959,376.30	1.0%
CBAKOW	1,936,191.18	1.0%
PLSKOA	1,929,354.62	1.0%
NICKOB	1,851,107.26	1.0%
BHPMOQ	1,796,236.22	0.9%
SPFMOT	1,671,414.71	0.9%
RIOJOB	1,668,900.34	0.9%
FXEKOA	1,633,818.93	0.8%
BHPJOP	1,500,089.25	0.8%
XJOKOJ	1,397,559.10	0.7%
MQGKOE	1,386,641.85	0.7%
BHPJOQ	1,372,852.88	0.7%
FMGKOA	1,323,337.21	0.7%

TOP 25 78,325,204.54 40.5%



Andrew Campion
General Manager, Investment Products
+61 2 9227 0237
andrew.campion@asx.com.au



Andrew Weaver
Senior Manager, Investment Products
+61 2 9227 0575
andrew.weaver@asx.com.au



Rory Cunningham
Senior Manager, BD, Investment Products
+61 2 9227 0171
rory.cunningham@asx.com.au



Martin Dinh
Manager, Investment Products
+61 2 9227 0318
martin.dinh@asx.com.au



Fabiana Candiano
Investment Product Specialist
+61 2 9227 0862
fabiana.candiano@asx.com.au



Roger Daniel
Investment Product Specialist
+61 2 9227 0279
roger.daniel@asx.com.au



Helen Chong
National BDM
+61 2 9227 0628
helen.chong@asx.com.au