



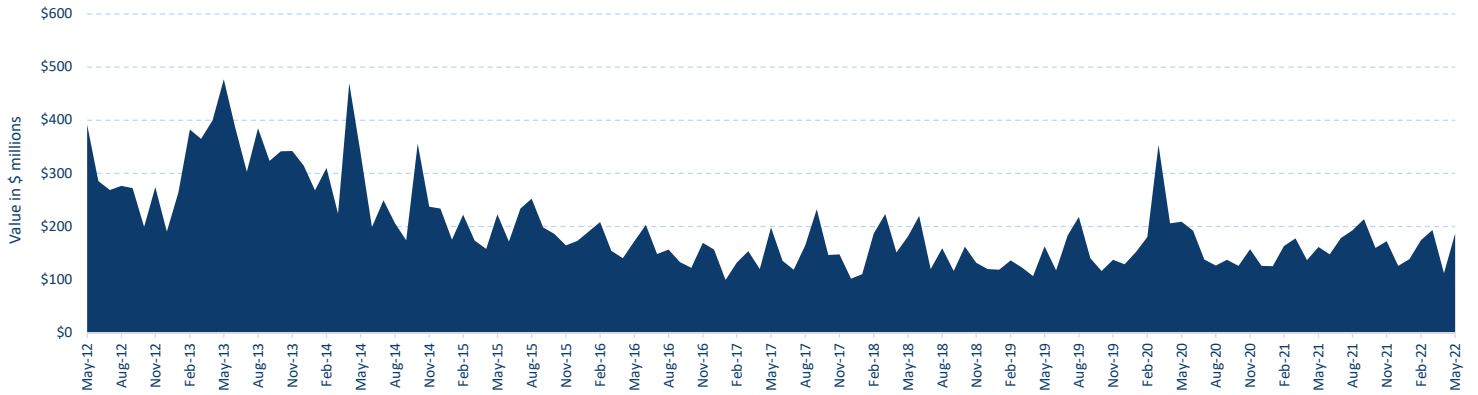
Spotlight: Warrants



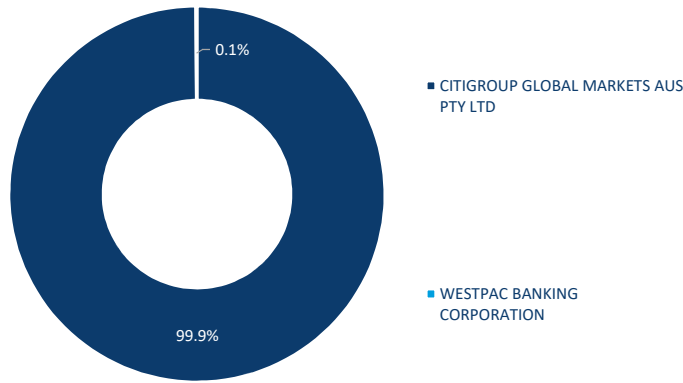
Warrants Summary - May 2022

Transaction days: 22 / Period ending: 31 May 2022

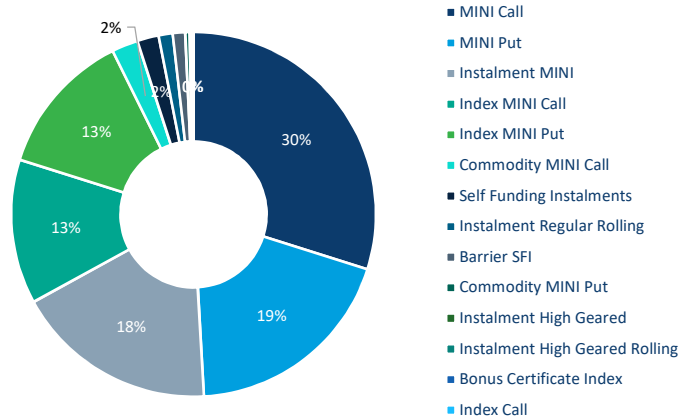
Warrant turnover - value



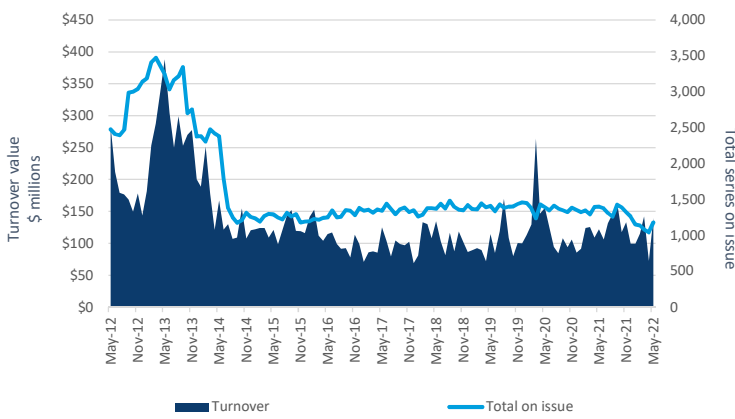
Value traded by issuer



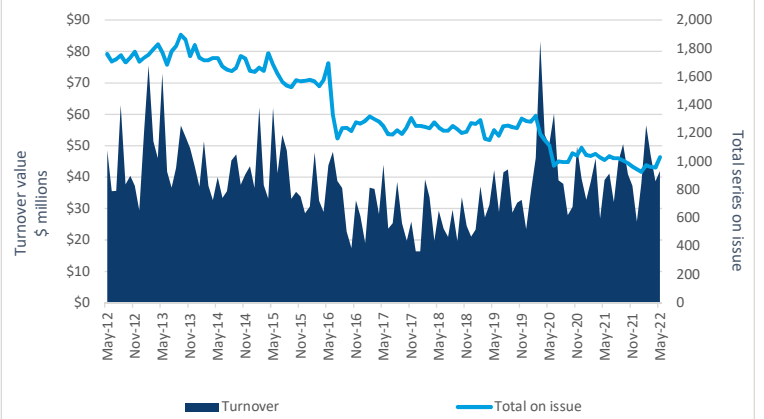
Value traded by product type



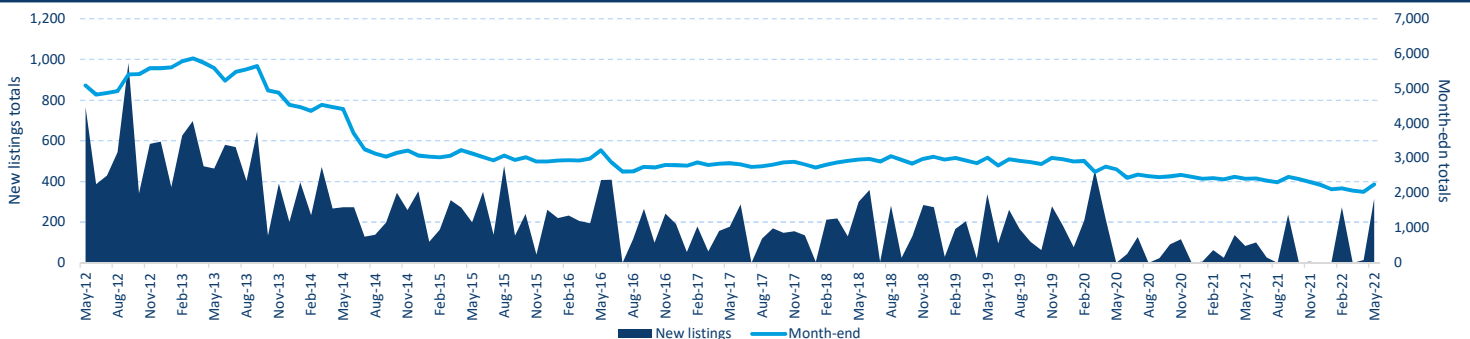
Value traded MINIs



Value traded Instalments



Warrants - new listings & month-end totals





Spotlight: Warrants



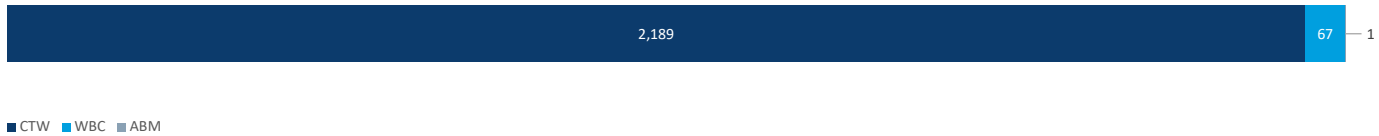
Warrants Summary - May 2022

Transaction days: 22 / Period ending: 31 May 2022

Active warrants by product type



Active warrants by issuer



Warrant type by issuer

Product / Issuer	Instalments			Endowments	Structured Inv. Products	DLC Warrants *	Bonus Certificates	Trading				Knock-out		MINIs			TOTAL	
	Vanilla	Rolling	Self funding					Equity	Index	Currency	Commodity	iKO Equity	iKO Index	Equity	Index	Commodity		
CTW	452	84	358	0	0	0	21	0	40	0	0	0	0	0	1,104	81	49	2,189
WBC	0	0	67	0	0	0	0	0	0	0	0	0	0	0	0	0	0	67
TOTAL	452	84	425	0	0	0	21	0	40	0	0	0	0	0	1,105	81	49	2,257

Most Activity Traded Underlying by Value this month

Underlying	Value (\$ths)	MKT%
FMG	33,989.71	18.2%
XJO	22,314.51	11.9%
NDX	18,314.98	9.8%
BHP	14,378.50	7.7%
MQG	8,868.58	4.7%
CBA	8,336.34	4.5%
SPF	6,175.36	3.3%
CIA	4,461.13	2.4%
WBC	4,089.12	2.2%
PLS	3,396.10	1.8%
FXU	3,244.66	1.7%
ZCL	2,879.26	1.5%
ANZ	2,801.03	1.5%
CSL	2,716.39	1.5%
WDS	2,702.22	1.4%
RIO	2,669.74	1.4%
WES	2,026.48	1.1%
NAB	1,850.14	1.0%
STW	1,722.32	0.9%
NCM	1,602.46	0.9%
LYC	1,584.86	0.8%
MIN	1,444.33	0.8%
GMG	1,281.20	0.7%
DJX	1,260.48	0.7%

TOP 25 154,109.90 82.5%

Most Activity Traded Warrant by Value this month

Ticker code	Value (\$ths)	MKT%
FMGMOQ	21,421,526.18	11.5%
NDXKOS	7,398,140.61	4.0%
XJOKOL	6,695,402.37	3.6%
XJOKOT	6,688,445.11	3.6%
FMGKON	4,950,981.19	2.7%
XJOKOJ	4,101,027.33	2.2%
CBAKOA	3,800,271.04	2.0%
CIAJOA	3,707,415.78	2.0%
MQGMOB	2,443,609.28	1.3%
XJOQOG	2,345,898.60	1.3%
CBAKOU	2,301,992.74	1.2%
BHPJOL	2,284,508.24	1.2%
FMGKOE	2,078,357.95	1.1%
WBCJOC	2,064,236.98	1.1%
BHPJOP	2,015,499.40	1.1%
NDXKOC	1,900,059.26	1.0%
FMGJOF	1,788,446.86	1.0%
BHPKOA	1,638,650.30	0.9%
NDXMOF	1,554,719.77	0.8%
ZCLKOG	1,533,847.47	0.8%
STWSOS	1,506,296.57	0.8%
MQGKOD	1,504,325.06	0.8%
BHPJOQ	1,482,766.60	0.8%
PLSKOD	1,346,077.49	0.7%

TOP 25 88,552,502.18 47.4%



Andrew Campion
General Manager, Investment Products
+61 2 9227 0237
andrew.campion@asx.com.au



Andrew Weaver
Senior Manager, Investment Products
+61 2 9227 0575
andrew.weaver@asx.com.au



Rory Cunningham
Senior Manager, BD, Investment Products
+61 2 9227 0171
rory.cunningham@asx.com.au



Martin Dinh
Manager, Investment Products
+61 2 9227 0318
martin.dinh@asx.com.au



Fabiana Candiano
Investment Product Specialist
+61 2 9227 0862
fabiana.candiano@asx.com.au



Roger Daniel
Investment Product Specialist
+61 2 9227 0279
roger.daniel@asx.com.au



Helen Chong
National BDM
+61 2 9227 0628
helen.chong@asx.com.au