



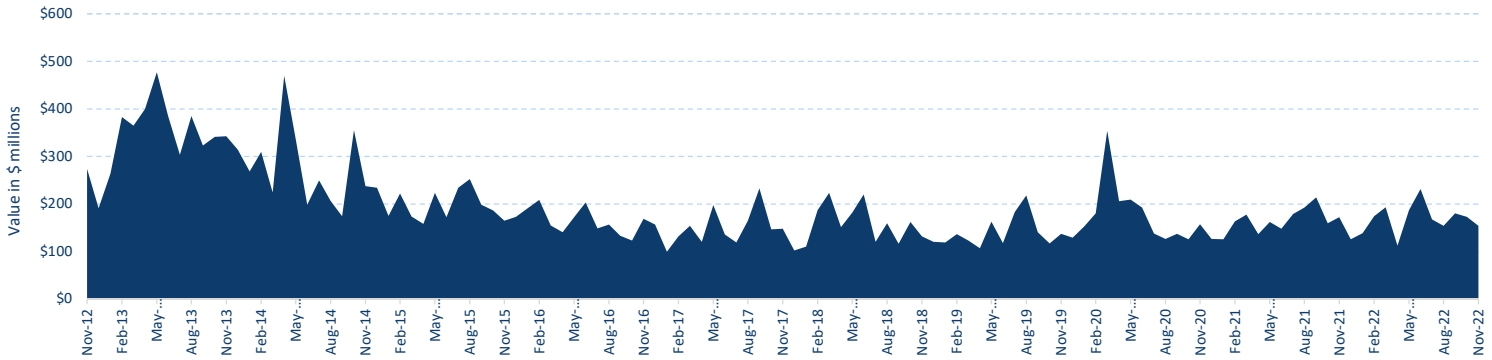
# Spotlight: Warrants



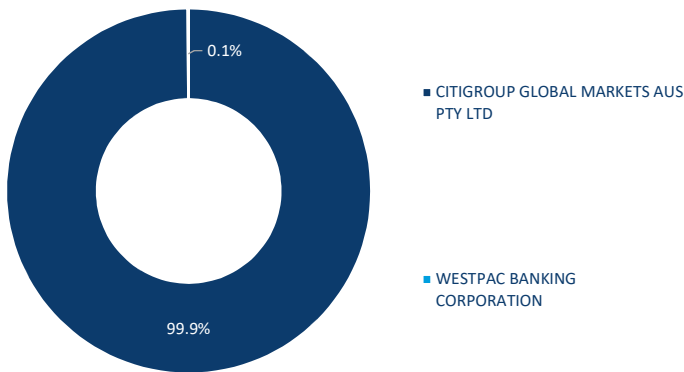
Warrants Summary - November 2022

Transaction days: 22 / Period ending: 30 November 2022

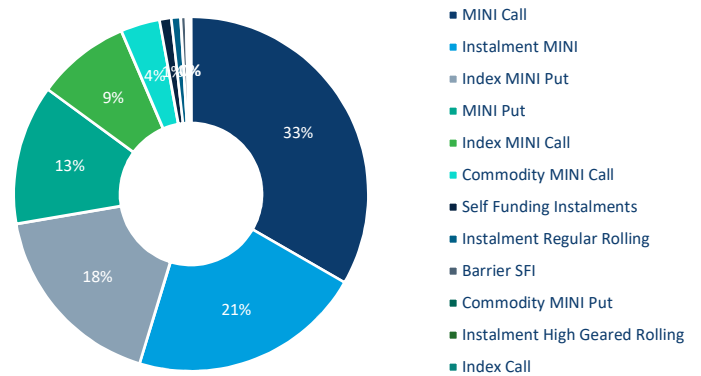
## Warrant turnover - value



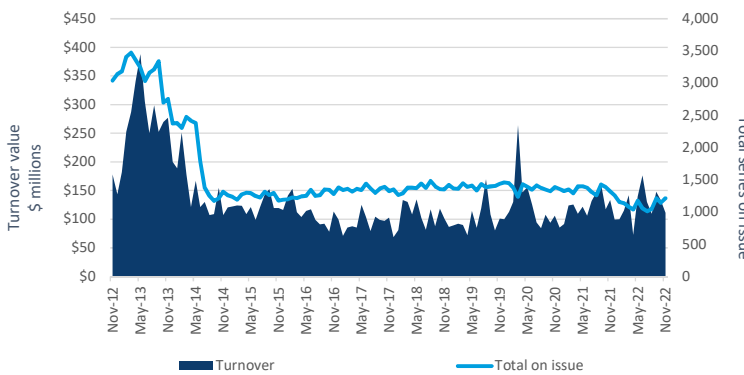
## Value traded by issuer



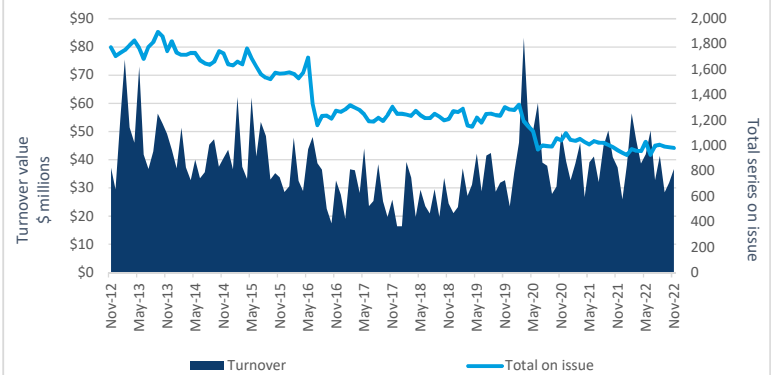
## Value traded by product type



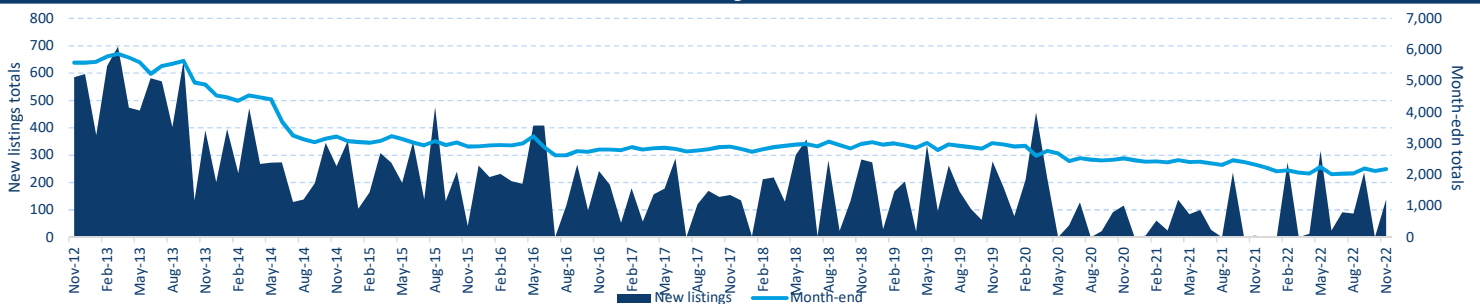
## Value traded MINIs



## Value traded Instalments



## Warrants - new listings & month-end totals





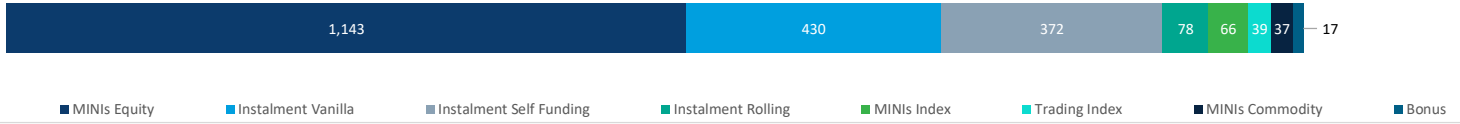
# Spotlight: Warrants



Warrants Summary - November 2022

Transaction days: 22 / Period ending: 30 November 2022

## Active warrants by product type



## Active warrants by issuer



## Warrant type by issuer

Product / Issuer	Instalments			Endowments	Structured Inv. Products	DLC Warrants *	Bonus Certificates	Trading				Knock-out		MINIs			TOTAL		
	Vanilla	Rolling	Self funding					Equity	Index	Currency	Commodity	iKO Equity	iKO Index	Equity	Index	Commodity			
CTW	430	78	331	0	0	0	17	0	39	0	0	0	0	0	0	1,142	66	37	2,140
WBC	0	0	41	0	0	0	0	0	0	0	0	0	0	0	0	0	0	0	41
<b>TOTAL</b>	<b>430</b>	<b>78</b>	<b>372</b>	<b>0</b>	<b>0</b>	<b>0</b>	<b>17</b>	<b>0</b>	<b>39</b>	<b>0</b>	<b>0</b>	<b>0</b>	<b>0</b>	<b>0</b>	<b>0</b>	<b>1,143</b>	<b>66</b>	<b>37</b>	<b>2,182</b>

### Most Activity Traded Underlying by Value this month

Underlying	Value (\$ths)	MKT%
XJO	21,240.11	13.8%
FMG	10,734.76	7.0%
NDX	8,727.70	5.7%
BHP	8,175.96	5.3%
SPF	8,142.28	5.3%
PLS	7,457.48	4.8%
WHC	6,715.49	4.4%
CBA	5,910.69	3.8%
ZGC	5,426.38	3.5%
FXY	5,377.64	3.5%
ANZ	3,257.07	2.1%
RIO	2,947.44	1.9%
NAB	2,921.03	1.9%
CSL	2,892.24	1.9%
FXU	2,842.52	1.8%
ASX	2,775.84	1.8%
NCM	2,594.87	1.7%
MIN	2,487.63	1.6%
DJX	2,145.56	1.4%
AKE	2,144.29	1.4%
MQG	2,094.37	1.4%
WBC	2,083.24	1.4%
SUN	2,015.38	1.3%
WDS	1,896.88	1.2%
<b>TOP 25</b>	<b>123,006.85</b>	<b>80.0%</b>

### Most Activity Traded Warrant by Value this month

Ticker code	Value (\$ths)	MKT%
XJOKOT	8,951,111.81	5.8%
PLSKOF	3,806,797.44	2.5%
XJOKOV	2,962,984.82	1.9%
FXYKOC	2,678,594.16	1.7%
XJOQOA	2,349,924.14	1.5%
ZGCKOE	2,293,870.00	1.5%
SPFKOV	2,187,706.00	1.4%
SPFKOK	2,132,288.00	1.4%
FXYKOP	2,073,550.00	1.3%
NDXKOP	2,058,112.58	1.3%
NDXKOK	2,042,465.00	1.3%
WHCKOH	2,009,056.79	1.3%
SPFKOM	2,007,383.89	1.3%
MINJOC	1,978,887.61	1.3%
WHCKOL	1,893,148.21	1.2%
XJOQOB	1,836,850.00	1.2%
AKEKOB	1,740,445.50	1.1%
CBAKOD	1,584,670.24	1.0%
NDXKOZ	1,574,093.51	1.0%
CSLJOD	1,568,101.47	1.0%
RIOJOB	1,535,412.64	1.0%
NDXMOQ	1,492,756.04	1.0%
FMGKOG	1,471,238.91	1.0%
FMGKOF	1,454,626.32	0.9%
<b>TOP 25</b>	<b>55,684,075.08</b>	<b>36.2%</b>



**Andrew Campion**  
General Manager, Investment Products  
+61 2 9227 0237  
andrew.campion@asx.com.au



**Andrew Weaver**  
Senior Manager, Investment Product Specialists  
+61 2 9227 0575  
andrew.weaver@asx.com.au



**Rory Cunningham**  
Senior Manager, Investment Products  
+61 2 9227 0171  
rory.cunningham@asx.com.au



**Martin Dinh**  
Manager, Investment Products  
+61 2 9227 0318  
martin.dinh@asx.com.au



**Roger Daniel**  
Senior Investment Product Specialist  
+61 2 9227 0279  
roger.daniel@asx.com.au