



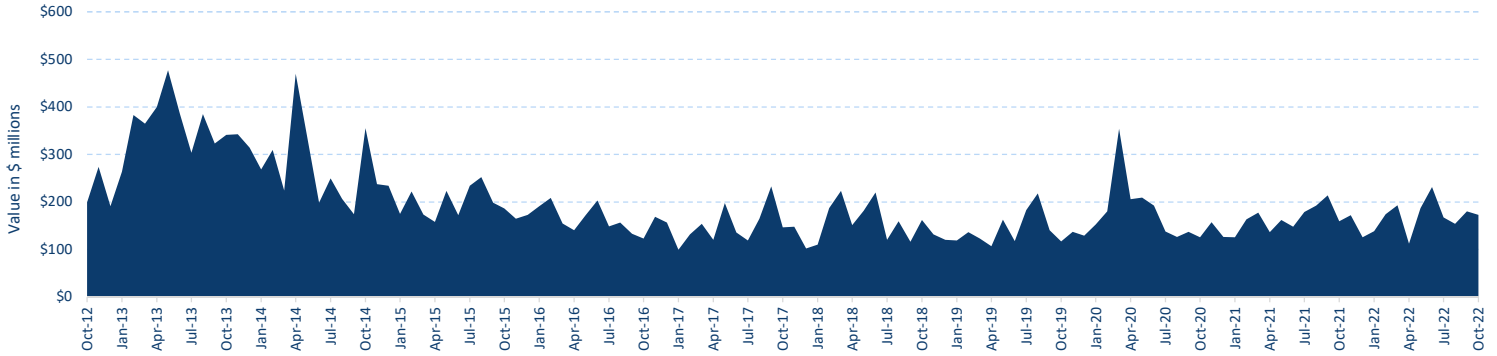
Spotlight: Warrants



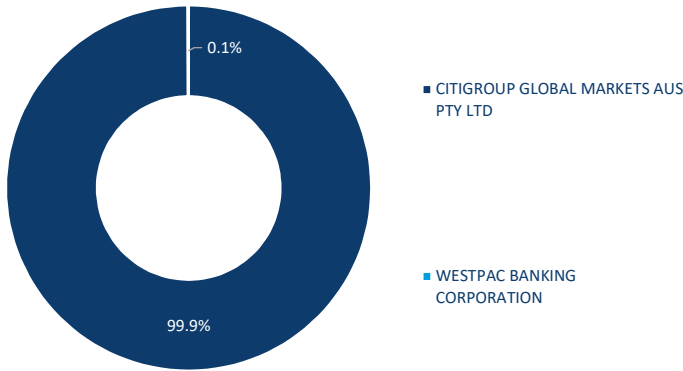
Warrants Summary - October 2022

Transaction days: 21 / Period ending: 31 October 2022

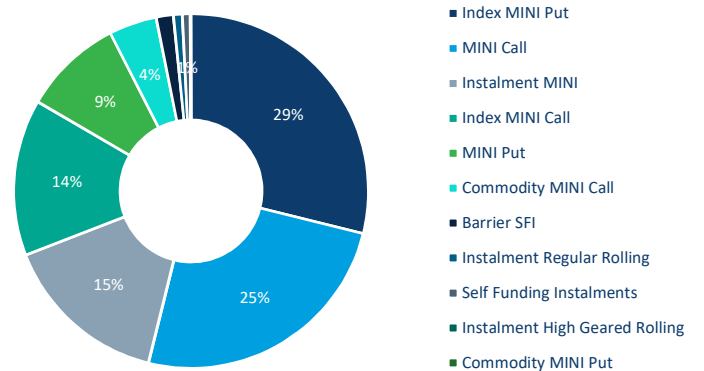
Warrant turnover - value



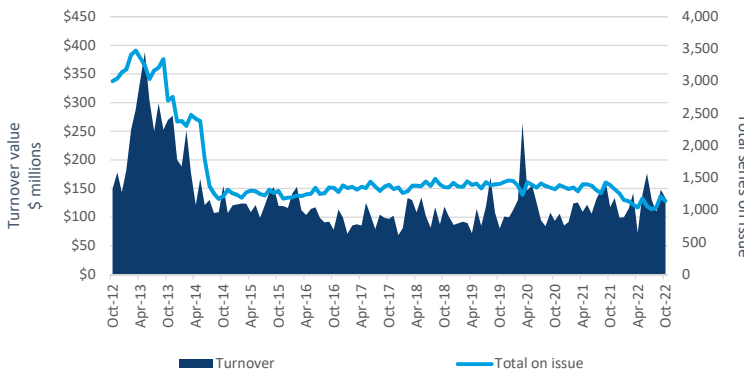
Value traded by issuer



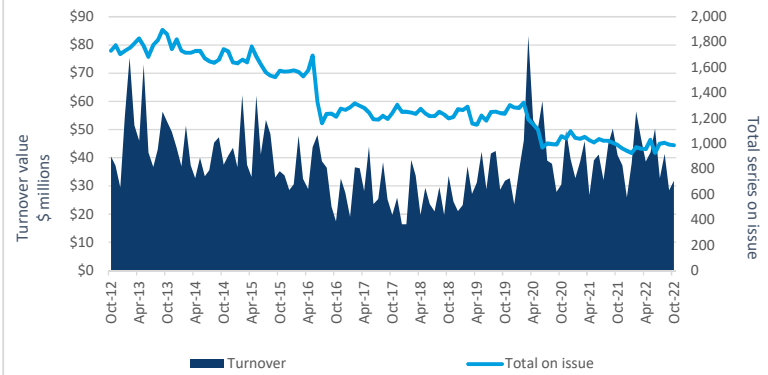
Value traded by product type



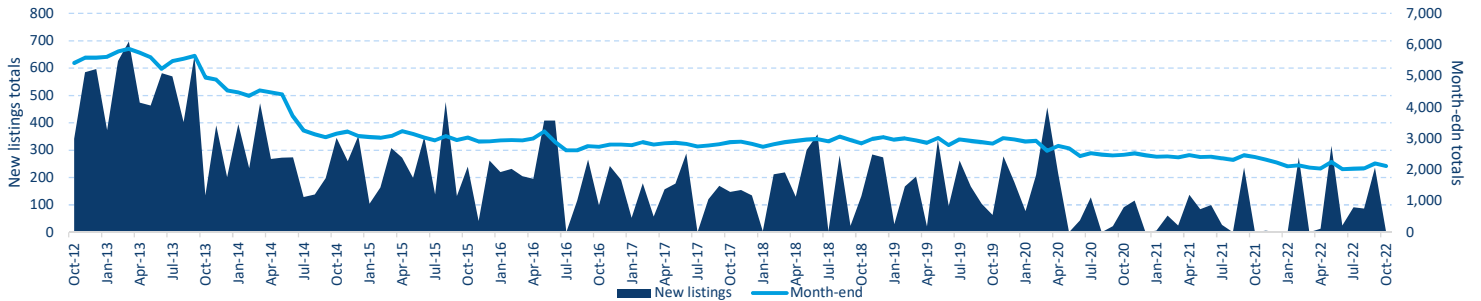
Value traded MINIs



Value traded Instalments



Warrants - new listings & month-end totals





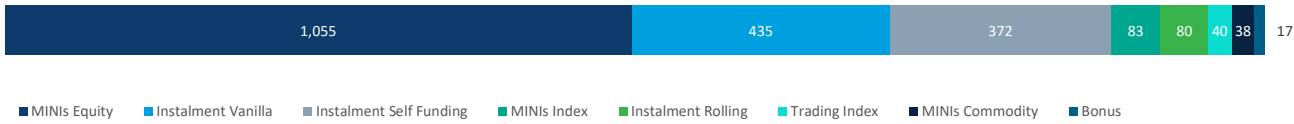
Spotlight: Warrants



Warrants Summary - October 2022

Transaction days: 21 / Period ending: 31 October 2022

Active warrants by product type



Active warrants by issuer



Warrant type by issuer

Product / Issuer	Instalments			Endowments	Structured Inv. Products	DLC Warrants *	Bonus Certificates	Trading				Knock-out		MINIs			TOTAL		
	Vanilla	Rolling	Self funding					Equity	Index	Currency	Commodity	iKO Equity	iKO Index	Equity	Index	Commodity			
CTW	435	80	331	0	0	0	17	0	40	0	0	0	0	0	1,054	83	38	2,078	
WBC	0	0	41	0	0	0	0	0	0	0	0	0	0	0	0	0	0	0	41
TOTAL	435	80	372	0	0	0	17	0	40	0	0	0	0	0	1,055	83	38	2,120	

Most Activity Traded Underlying by Value this month

Underlying	Value (\$ths)	MKT%
XJO	51,510.65	29.8%
NDX	11,559.49	6.7%
SPF	8,341.00	4.8%
PLS	7,460.69	4.3%
ZGC	7,223.79	4.2%
FXU	6,321.91	3.7%
BHP	6,233.75	3.6%
WHC	6,179.22	3.6%
FMG	5,480.93	3.2%
CBA	5,480.90	3.2%
MQG	4,427.32	2.6%
CIA	3,684.66	2.1%
ANZ	3,543.34	2.0%
WDS	3,149.75	1.8%
DJX	3,108.82	1.8%
ASX	3,078.67	1.8%
STW	2,917.22	1.7%
WBC	1,846.90	1.1%
AKE	1,551.67	0.9%
RIO	1,474.32	0.9%
NAB	1,398.60	0.8%
STO	1,025.45	0.6%
NVX	995.53	0.6%
CSL	987.28	0.6%
TOP 25	148,981.84	86.2%

Most Activity Traded Warrant by Value this month

Ticker code	Value (\$ths)	MKT%
XJOMOT	13,880,439.88	8.0%
XJOKOJ	11,771,287.31	6.8%
XJOMOS	6,424,456.40	3.7%
XJOKOR	5,483,683.69	3.2%
ZGCKOE	4,464,694.40	2.6%
XJOMOQ	3,692,670.97	2.1%
XJOKOV	2,768,751.09	1.6%
XJOKOT	2,767,269.14	1.6%
STWSOS	2,613,499.80	1.5%
CIAJOE	2,524,624.41	1.5%
PLSKOA	2,400,935.97	1.4%
SPFKOJ	2,303,817.33	1.3%
ZGCKOF	2,251,369.95	1.3%
NDXMOS	2,241,689.62	1.3%
WHCKOL	2,216,453.89	1.3%
ASXJOA	2,015,875.46	1.2%
NDXKOZ	1,953,493.68	1.1%
NDXKOY	1,904,073.37	1.1%
XJOQOF	1,830,763.64	1.1%
MQGKOG	1,659,040.34	1.0%
FXUKOA	1,577,586.75	0.9%
CBAKOD	1,528,818.86	0.9%
SPFMOR	1,528,408.24	0.9%
WHCKOH	1,501,200.81	0.9%
TOP 25	83,304,905.00	48.2%



Andrew Campion
General Manager, Investment Products & Strategy
+61 2 9227 0237
andrew.campion@asx.com.au



Andrew Weaver
Senior Manager, Investment Product Specialists
+61 2 9227 0575
andrew.weaver@asx.com.au



Rory Cunningham
Senior Manager, Investment Products
+61 2 9227 0171
rory.cunningham@asx.com.au



Martin Dinh
Manager, Investment Products
+61 2 9227 0318
martin.dinh@asx.com.au



Roger Daniel
Senior Investment Product Specialist
+61 2 9227 0279
roger.daniel@asx.com.au