



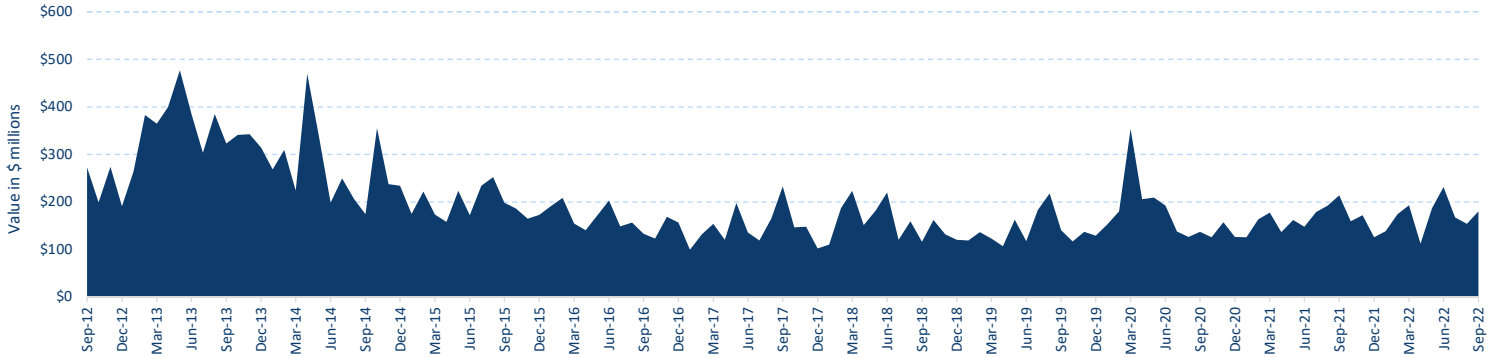
Spotlight: Warrants



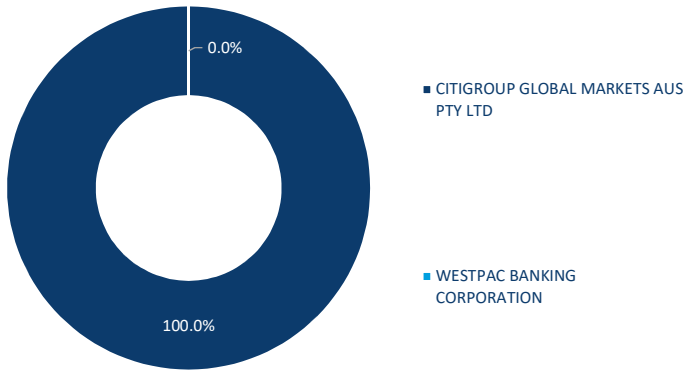
Warrants Summary - September 2022

Transaction days: 22 / Period ending: 30 September 2022

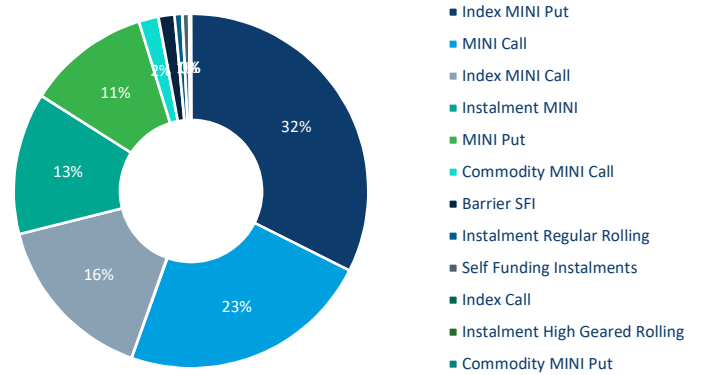
Warrant turnover - value



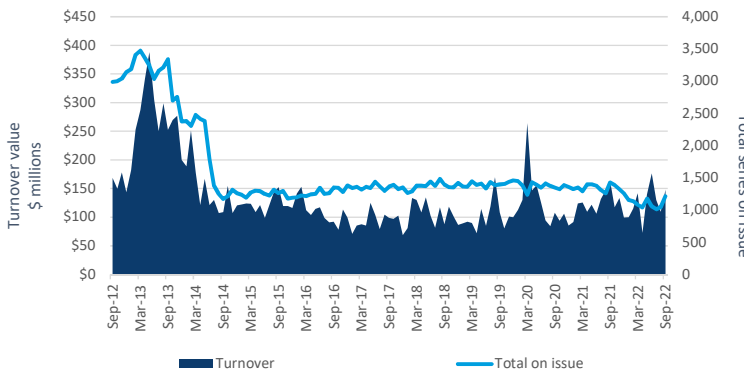
Value traded by issuer



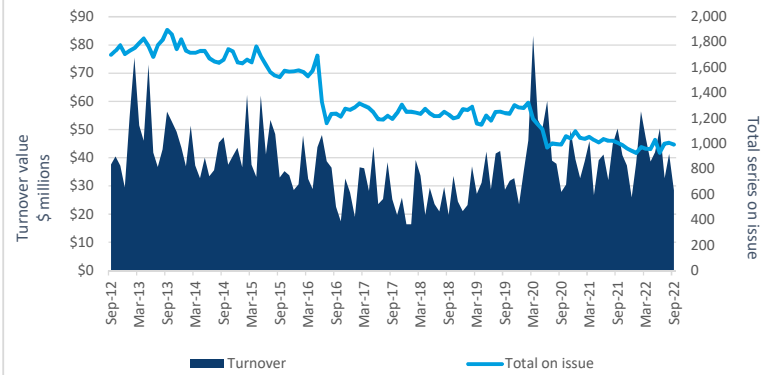
Value traded by product type



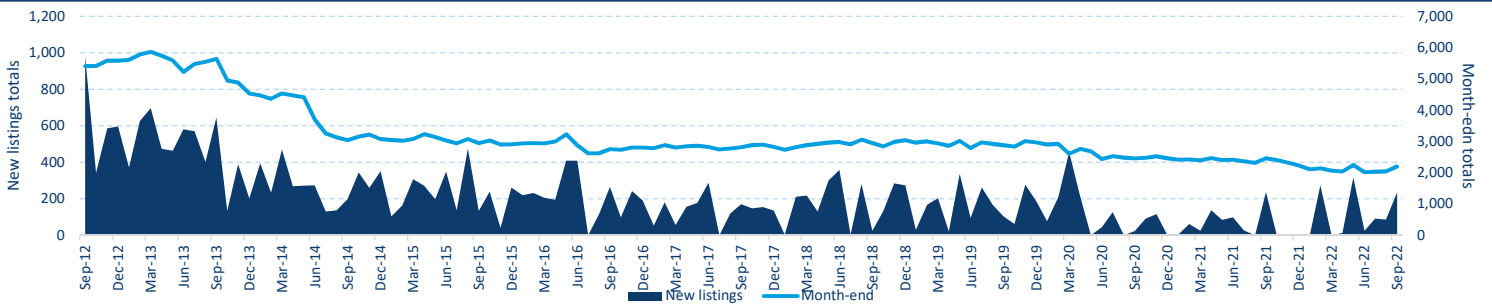
Value traded MINIs



Value traded Instalments



Warrants - new listings & month-end totals





Spotlight: Warrants



Warrants Summary - September 2022

Transaction days: 22 / Period ending: 30 September 2022

Active warrants by product type



Active warrants by issuer



Warrant type by issuer

Product / Issuer	Instalments			Endowments	Structured Inv. Products	DLC Warrants *	Bonus Certificates	Trading				Knock-out		MINIs			TOTAL	
	Vanilla	Rolling	Self funding					Equity	Index	Currency	Commodity	iKO Equity	iKO Index	Equity	Index	Commodity		
CTW	441	80	332	0	0	0	17	0	40	0	0	0	0	0	1,101	108	38	2,157
WBC	0	0	41	0	0	0	0	0	0	0	0	0	0	0	0	0	0	41
TOTAL	441	80	373	0	0	0	17	0	40	0	0	0	0	0	1,102	108	38	2,199

Most Activity Traded Underlying by Value this month

Underlying	Value (\$ths)	MKT%
XJO	58,191.01	32.3%
SPF	15,119.41	8.4%
NDX	12,573.28	7.0%
CBA	9,294.36	5.2%
WHC	6,517.03	3.6%
FXU	6,000.34	3.3%
FMG	5,643.15	3.1%
MQG	4,860.15	2.7%
BHP	4,733.40	2.6%
FXY	3,880.80	2.2%
NCM	3,368.90	1.9%
WDS	3,072.20	1.7%
STW	2,769.07	1.5%
ZGC	2,441.59	1.4%
PLS	2,400.40	1.3%
NAB	2,310.89	1.3%
NHC	1,809.26	1.0%
ANZ	1,723.66	1.0%
RIO	1,505.31	0.8%
WBC	1,487.15	0.8%
STO	1,415.09	0.8%
ASX	1,316.74	0.7%
CSL	1,255.11	0.7%
DMP	1,000.94	0.6%
TOP 25	154,689.25	86.0%

Most Activity Traded Warrant by Value this month

Ticker code	Value (\$ths)	MKT%
XJOKOR	16,913,974.51	9.4%
CBAKOD	6,352,278.77	3.5%
XJOKOF	5,947,917.96	3.3%
XJOMOS	5,780,849.83	3.2%
XJOMOQ	4,791,233.04	2.7%
XJOKOA	4,461,625.59	2.5%
XJOMOR	3,874,093.43	2.2%
XJOKOT	3,547,335.43	2.0%
XJOKOV	2,824,002.34	1.6%
XJOKOJ	2,590,427.83	1.4%
SPFKOV	2,515,617.06	1.4%
XJOKOE	2,423,904.06	1.3%
STWSOS	2,358,573.70	1.3%
FXUKOP	2,335,750.00	1.3%
WHCKOB	2,298,915.58	1.3%
ZGCKOF	2,261,518.75	1.3%
FXYKOT	2,258,400.00	1.3%
NDXKZ	2,142,443.21	1.2%
NDXKOR	2,124,443.13	1.2%
XJOKOH	2,110,264.65	1.2%
SPFKOT	2,067,075.78	1.1%
MQGKOG	1,960,802.50	1.1%
SPFKOS	1,847,945.00	1.0%
NCMKOG	1,620,865.79	0.9%
TOP 25	87,410,257.94	48.6%



Andrew Campion
General Manager, Investment Products
+61 2 9227 0237



Andrew Weaver
Senior Manager, Investment Products
+61 2 9227 0575



Rory Cunningham
Senior Manager, BD, Investment Products
+61 2 9227 0171
rory.cunningham@asx.com.au



Martin Dinh
Manager, Investment Products
+61 2 9227 0318
martin.dinh@asx.com.au



Fabiana Candiano
Investment Product Specialist
+61 2 9227 0862



Roger Daniel
Investment Product Specialist
+61 2 9227 0279



Helen Chong
National BDM
+61 2 9227 0628